

This Provisional PDF corresponds to the article as it appeared upon acceptance. Fully formatted PDF and full text (HTML) versions will be made available soon.

Expert consensus and recommendations on safety criteria for active mobilization of mechanically ventilated critically ill adults

Critical Care 2014, **18**:658 doi:10.1186/s13054-014-0658-y

Carol L Hodgson (carol.hodgson@monash.edu)
Kathy Stiller (kathy.stiller@health.sa.gov.au)
Dale M Needham (dale.needham@jhmi.edu)
Claire J Tipping (c.tipping@alfred.org.au)
Megan Harrold (harroldm@hotmail.com)
Claire E Baldwin (claire.baldwin@unisa.edu.au)
Scott Bradley (S.Bradley@alfred.org.au)
Sue Berney (Sue.berney@austin.org.au)
Lawrence R Caruana (Lawrence.Caruana@health.qld.gov.au)
Doug Elliott (doug.elliott@uts.edu.au)
Margot Green (Margot.Green@act.gov.au)
Kimberley Haines (Kimberley.haines@svhm.org.au)
Alisa M Higgins (lisa.higgins@monash.edu)
Kirsi-Maija Kaukonen (majja.kaukonen@hus.fi)
Isabel Anne Leditschke (Anne.Leditschke@act.gov.au)
Marc R Nickels (marc.nickels@health.qld.gov.au)
Jennifer Paratz (j.paratz@uq.edu.au)
Shane Patman (shane.patman@nd.edu.au)
Elizabeth H Skinner (elizabeth.skinner@wh.org.au)
Paul J Young (paul.young@ccdhb.org.nz)
Jennifer M Zanni (Jzanni1@jhmi.edu)
Linda Denehy (l.denehy@unimelb.edu.au)
Steven A Webb (steve.webb@uwa.edu.au)

Published online: 04 December 2014

ISSN 1364-8535

Article type Research

Submission date 2 July 2014

Acceptance date 11 November 2014

Article URL <http://ccforum.com/content/18/6/658>

Like all articles in BMC journals, this peer-reviewed article can be downloaded, printed and distributed freely for any purposes (see copyright notice below).

Articles in BMC journals are listed in PubMed and archived at PubMed Central.

For information about publishing your research in BMC journals or any BioMed Central journal, go to <http://www.biomedcentral.com/info/authors/>

© Hodgson *et al.*; licensee BioMed Central Ltd.

This is an Open Access article distributed under the terms of the Creative Commons Attribution License (<http://creativecommons.org/licenses/by/4.0>), which permits unrestricted use, distribution, and reproduction in any medium, provided the original work is properly credited. The Creative Commons Public Domain Dedication waiver (<http://creativecommons.org/publicdomain/zero/1.0/>) applies to the data made available in this article, unless otherwise stated.

Expert consensus and recommendations on safety criteria for active mobilization of mechanically ventilated critically ill adults

Carol L Hodgson^{1,2,*}
Email: carol.hodgson@monash.edu

Kathy Stiller³
Email: kathy.stiller@health.sa.gov.au

Dale M Needham⁴
Email: dale.needham@jhmi.edu

Claire J Tipping²
Email: c.tipping@alfred.org.au

Megan Harrold⁵
Email: harroldm@hotmail.com

Claire E Baldwin^{6,7}
Email: claire.baldwin@unisa.edu.au

Scott Bradley²
Email: S.Bradley@alfred.org.au

Sue Berney⁸
Email: Sue.berney@austin.org.au

Lawrence R Caruana⁹
Email: Lawrence.Caruana@health.qld.gov.au

Doug Elliott¹⁰
Email: doug.elliott@uts.edu.au

Margot Green¹¹
Email: Margot.Green@act.gov.au

Kimberley Haines^{8,12}
Email: Kimberley.haines@svhm.org.au

Alisa M Higgins¹
Email: lisa.higgins@monash.edu

Kirsi-Maija Kaukonen^{1,13}
Email: maija.kaukonen@hus.fi

Isabel Anne Leditschke^{14,15}
Email: Anne.Leditschke@act.gov.au

Marc R Nickels¹⁶
Email: marc.nickels@health.qld.gov.au

Jennifer Paratz^{17,18}
Email: j.paratz@uq.edu.au

Shane Patman¹⁹
Email: shane.patman@nd.edu.au

Elizabeth H Skinner^{20,21}
Email: elizabeth.skinner@wh.org.au

Paul J Young^{22,23}
Email: paul.young@ccdhb.org.nz

Jennifer M Zanni²⁴
Email: Jzanni1@jhmi.edu

Linda Denehy²⁵
Email: l.denehy@unimelb.edu.au

Steven A Webb^{1,26}
Email: steve.webb@uwa.edu.au

¹ Australian and New Zealand Intensive Care Research Centre (ANZIC-RC), Department of Epidemiology and Preventive Medicine, School of Public Health and Preventive Medicine, Monash University, 99 Commercial Road, Melbourne, Victoria 3004, Australia

² Department of Physiotherapy, The Alfred, 55 Commercial Road, Melbourne, Victoria 3004, Australia

³ Department of Physiotherapy, Royal Adelaide Hospital, North Terrace, Adelaide, South Australia 5000, Australia

⁴ Outcomes After Critical Illness & Surgery (OACIS) Group, Division of Pulmonary & Critical Care Medicine, Department of Physical Medicine & Rehabilitation, Johns Hopkins Hospital, 600 N. Wolfe Street, Meyer 1-130, Baltimore, Maryland 21287, USA

⁵ School of Physiotherapy & Exercise Science, Curtin University of Technology, Kent Street, Bentley, Western Australia 6102, Australia

⁶ School of Health Sciences, University of South Australia, City East Campus, North Terrace, Adelaide, South Australia 5001, Australia

⁷ Physiotherapy Department, Flinders Medical Centre, Flinders Drive, Bedford Park, South Australia 5042, Australia

- ⁸ Physiotherapy Department, Austin Hospital, 145 Studley Road, Heidelberg, Victoria 3084, Australia
- ⁹ The Prince Charles Hospital, 627 Rode Road, Chermside, Queensland 4032, Australia
- ¹⁰ Faculty of Health, University of Technology, Sydney (UTS), 235 Jones Street, Broadway, New South Wales 2007, Australia
- ¹¹ Physiotherapy Department, Canberra Hospital, Yamba Drive, Garran, Australian Capital Territory 2605, Australia
- ¹² Department of Physiotherapy, St. Vincent's Hospital Melbourne, 41 Victoria Parade, Fitzroy, Victoria 3065, Australia
- ¹³ Department of Anaesthesiology and Intensive Care, Töölö Hospital, Helsinki University Central Hospital, Topeliuksenkatu 5, Helsinki, Finland
- ¹⁴ Intensive Care Unit, Canberra Hospital, Yamba Drive, Garran, Australian Capital Territory 2605, Australia
- ¹⁵ Australian National University Medical School, The Canberra Hospital, Hospital Road, Garran, Australian Capital Territory 2606, Australia
- ¹⁶ Physiotherapy Department, Princess Alexandra Hospital, 199 Ipswich Road, Woolloongabba, Queensland 4102, Australia
- ¹⁷ Burns, Trauma & Critical Care Research Centre, School of Medicine, The University of Queensland, Department of Intensive Care Medicine, Royal Brisbane and Women's Hospital, Herston, Queensland 4029, Australia
- ¹⁸ School of Allied Health Sciences, Griffith University, Gold Coast Campus, Parklands Drive, Southport, Queensland 4215, Australia
- ¹⁹ School of Physiotherapy, The University of Notre Dame Australia, Fremantle Campus, 19 Mouat Street, Fremantle, Western Australia 6959, Australia
- ²⁰ Department of Physiotherapy, Western Health, Western Hospital, Gordon Street, Footscray, Victoria 3011, Australia
- ²¹ Department of Physiotherapy, School of Primary Health Care, Monash University, McMahons Road, Frankston, Victoria 3199, Australia
- ²² Capital and Coast District Health Board, Intensive Care Unit, Wellington Hospital, Riddiford Street, Wellington 6021, New Zealand
- ²³ Medical Research Institute of New Zealand, Wellington Hospital, Riddiford Street, Wellington 6021, New Zealand

²⁴ Department of Physical Medicine and Rehabilitation, Johns Hopkins Hospital, 600 N. Wolfe Street, Meyer 1-130, Baltimore, Maryland 21287, USA

²⁵ Department of Physiotherapy, Melbourne School of Health Sciences, The University of Melbourne, Parkville, Victoria 3010, Australia

²⁶ School of Medicine and Pharmacology, The University of Western Australia, 35 Stirling Highway, Crawley, Perth, Western Australia 6006, Australia

* Corresponding author. Department of Physiotherapy, The Alfred, 55 Commercial Road, Melbourne, Victoria 3004, Australia

Abstract

Introduction

To develop consensus recommendations on safety parameters for mobilizing adult, mechanically ventilated, intensive care unit (ICU) patients.

Methods

A systematic literature review followed by a meeting of 23 multidisciplinary ICU experts to seek consensus regarding the safe mobilization of mechanically ventilated patients.

Results

Safety considerations were summarized in four categories: respiratory, cardiovascular, neurological and other. Consensus was achieved on all criteria for safe mobilization, with the exception being levels of vasoactive agents. Intubation via an endotracheal tube was not a contraindication to early mobilization and a fraction of inspired oxygen less than 0.6 with a percutaneous oxygen saturation more than 90% and a respiratory rate less than 30 breaths/minute were considered safe criteria for in- and out-of-bed mobilization if there were no other contraindications. At an international meeting, 94 multidisciplinary ICU clinicians concurred with the proposed recommendations.

Conclusion

Consensus recommendations regarding safety criteria for mobilization of adult, mechanically ventilated patients in ICU have the potential to guide ICU rehabilitation whilst minimizing the risk of adverse events.

Introduction

In the past, critically ill patients who were receiving mechanical ventilation were often managed with deep sedation and bed rest, at least during the early stages of their ICU admission. Despite long-standing evidence that prolonged bed rest results in deconditioning [1,2], studies investigating the effectiveness of early progressive mobilization for ICU patients have only started appearing in the literature in the last 10 to 15 years [3,4]. While the

earlier publications documented the feasibility, safety and physiological effects associated with the mobilization of ICU patients [5-8], point prevalence studies [9,10] and controlled trials investigating the effectiveness of early progressive mobilization have been published in more recent years [11-16]. These studies, and concomitant systematic reviews [4,17-22], provide evidence that early progressive mobilization of adult ICU patients is feasible, safe, and may result in benefits including improved functional outcomes, and reduced ICU and hospital length of stay.

These findings are contributing to a shift in ICU clinical practice, where patients who once would have received deep sedation and bed rest, are now less heavily sedated and receive early progressive mobilization [23]. The incidence of reported adverse events associated with early progressive mobilization of ICU patients is low ($\leq 4\%$) [17]. Moreover, most of these adverse events were transient and benign. Whilst it is important that consideration is given to the potential benefits versus the potential adverse events associated with early progressive mobilization, it is possible that undue concern about adverse events may be resulting in mobilization being withheld where it might otherwise be beneficial. In order for early progressive mobilization to be undertaken safely in an ICU setting, with a minimal risk of adverse sequelae, it is essential that patients be carefully assessed prior to any mobilization intervention. Such assessment is facilitated by the availability of objective criteria that indicate that it is reasonable or 'safe' to initiate mobilization [24]. A logical process for the development of such criteria is to utilize expert opinion to achieve consensus and, subsequently, determine the validity of these criteria by empiric research.

The aim of this study was to develop consensus recommendations on safety criteria that should be considered prior to mobilizing adult, mechanically ventilated, ICU patients.

Methods

A group of 23 multidisciplinary experts who had considerable clinical experience and were currently involved in research about early mobilization of adult ICU patients were invited to participate in a consensus meeting. All participants were based at tertiary centers. All 23 invitees attended a face-to-face meeting on 21st June 2013. These 23 participants comprised 17 physiotherapists, five intensivists and one nurse, who were from Australia (n =19), United States (n =2), New Zealand (n =1) and Finland (n =1).

Prior to the face-to-face meeting, a systematic review of the literature was performed by two members of the group (CH, CT). Protocols and publications that outlined safety criteria for early mobilization in ICU were identified and distributed to the group. Additionally, any publication or protocol that a member of the consensus committee deemed important was circulated prior to the meeting.

The face-to-face meeting was divided into three parts. First, there were presentations from individual panel members of any published or unpublished safety criteria for mobilization. Second, the panel members were divided into small working groups to determine where there was clear agreement and where further discussion was required regarding safety criteria. Third, the entire group then re-formed and discussed the recommendations from the smaller working parties in order to determine where consensus had been reached and where further discussion was required. Following the face-to-face meeting, a summary of the safety criteria for mobilization was drafted and, using an iterative process, was circulated to panel members

via email until the group had reached consensus or agreed that they could not reach consensus. Consensus was defined as 100% agreement amongst the group.

Results

Nature of the safety recommendations

The consensus group agreed that the recommendations were aimed at assisting in the assessment of adult, mechanically ventilated ICU patients to determine if and when mobilization could commence. A critical element that was adopted was that these criteria should be regarded as a guide and should always be used in conjunction with clinical reasoning. It was agreed that the input into the decision to mobilize should lie with all members of the multidisciplinary team (i.e. physiotherapy, medical, nursing staff) with the treating clinician having ultimate responsibility for decision making.

The safety criteria developed by the group are intended to be used whenever mobilization is considered, which might be up to several times per day for an individual patient. The consensus group agreed that a standard traffic light system of recommendations would be used to assist clinicians in evaluating safety criteria, where 'red' would indicate the need for caution as the risk of an adverse event, or consequences of an adverse event, was high, 'yellow' would indicate that mobilization was possible, but only after further consideration and/or further discussion among the ICU multidisciplinary team, and 'green' would indicate that the patient was safe to be mobilized (see Figure 1). It was agreed that the most conservatively scored parameter must take precedence over all other scores (e.g., a single 'red' would be sufficient to caution about the potential for high risk of an adverse event during mobilization, even if all other parameters were 'green'). In considering the decision to mobilize a patient, the criteria should be assessed on the status of the patient at the time of planned mobilization, but changes in condition, and direction of trends, in the preceding hours should also be taken into account. The potential consequences of an adverse event in an individual patient should also be considered as part of the overall clinical reasoning process.

Figure 1 Color coding definitions.

The group decided that recommendations would be developed only for active mobilization and that no guidance would be provided with respect to safety criteria for passive mobilization. Active mobilization was defined as any activity where the patient assists with the activity using their own muscle strength and control: the patient may need assistance from staff or equipment, but they are actively participating in the exercise. Activities that comprise active mobilization are out-of-bed mobilization (i.e. any activity where the patient sits over the edge of the bed [dangling], stands, walks, marches on the spot or sits out of bed) and in-bed mobilization (i.e. any activity undertaken whilst the patient is sitting or lying in bed such as rolling, bridging, upper limb weight training). The level of mobilization should be determined by the patient's strength and endurance, as well as an assessment of the safety criteria.

The safety criteria covered by the consensus group were divided into four categories:

1. respiratory considerations, including intubation status, ventilatory parameters and the need for adjunctive therapies

2. cardiovascular considerations, including the presence of devices, cardiac arrhythmias and blood pressure
3. neurological considerations, including level of consciousness, delirium and intracranial pressure
4. other considerations, including lines and surgical or medical conditions.

Respiratory safety considerations

Prior to each episode of mobilization, an appropriate healthcare professional, according to the procedures of each individual ICU, should check that any artificial airway present (i.e. orotracheal, nasotracheal or tracheostomy tube) is correctly positioned and secure. Additionally, any supplemental oxygen that may be required by the patient should be available with an adequate oxygen reserve that exceeds the expected duration of the mobility activity (as unexpected delay or increased requirements may occur). The group agreed that endotracheal tube intubation was not in itself a contraindication to early mobilization and that a fraction of inspired oxygen (FiO₂) less than 0.6 was a safe criterion for in- and out-of-bed mobilization if there were no other contraindications. Other respiratory safety recommendations are summarized in Figure 2. If the patient was at the safety limits for several categories (e.g., low percutaneous oxygen saturation, high FiO₂ and high positive end expiratory pressure), an experienced medical team should be consulted prior to mobilization.

Figure 2 Respiratory safety considerations.

Cardiovascular safety considerations

The cardiovascular considerations to be assessed prior to mobilization are summarized in Figure 3. Of note, panel members were unable to reach consensus regarding the dose of vasoactive drugs (and combination of these drugs) that would allow safe mobilization in the ICU setting; views on the dose, unit of measurement and combination of these drugs were variable across panel members of the consensus group. However, the group did reach consensus around the principles that were important to consider, which were that the administration of vasoactive drugs, *per se*, was not an absolute contraindication to mobilization but the appropriateness of mobilization was influenced by the absolute dose, the change in dose (e.g., rising doses should result in caution or contraindication to mobilization), and, irrespective of the dose, whether or not the patient is clinically well perfused. The group was unable to achieve consensus regarding a threshold dose of vasoactive medications below which it was acceptable to mobilize patients, the rate of change in dose and criteria for impaired perfusion and shock. It was therefore agreed that clinicians at individual ICUs should discuss the safe dose and combinations of vasoactive drugs that allows mobilization on a case by case basis with the appropriate ICU staff and that this represented a priority area for empiric research.

Figure 3 Cardiovascular safety considerations.

Neurological and other safety considerations

These are summarized in Figures 4 and 5 respectively.

Figure 4 Neurological safety considerations.

Figure 5 Medical, surgical and other safety considerations.

Discussion

The aim of this study was to develop consensus recommendations on safety criteria to determine readiness for actively mobilizing adult, mechanically ventilated, ICU patients. Utilizing previous evidence and expert opinion, the consensus group achieved consensus for most of the respiratory, cardiovascular, neurological and other safety considerations.

The criteria that have been used to determine when critically ill patients can be mobilized have varied between studies. Criteria for the early mobilization of adult ICU patients were published by Stiller and Phillips in 2004 [25], primarily based on physiological principles and their clinical experience, and were later endorsed by Gosselink et al. for the European Society of Intensive Care Medicine [26]. However, the level of evidence supporting these recommendations is limited. Compared to previous studies that have outlined safety parameters for the early mobilization of ICU patients, the recommendations outlined in this paper appear to be less conservative and more comprehensive by covering a wider array of clinical scenarios. The recommendations and clinical scenarios were identified by the group in an attempt to maximize mobilization of ICU patients. We believe these recommendations will assist in standardizing safety precautions regarding mobilization in ICUs across different healthcare centers and are appropriate for use by experienced ICU clinicians. However, each ICU should consider the recommendations in light of their own staffing levels and expertise. In the current study, panel members were unable to reach consensus for some safety considerations, specifically, the level of vasoactive drugs as noted earlier. Clearly, there is a need for research in this area to clarify safety parameters.

The strength of the safety recommendations outlined in this paper is that they are based on evidence from relevant clinical studies and required consensus of panel members, all of whom have clinical expertise and were currently involved in research regarding the early mobilization of ICU patients. There are several limitations to the current study as follows. The consensus group was predominantly comprised of clinicians working in Australia, therefore the recommendations may be reflective of Australian ICU culture and practice and thus may not be generalizable to other countries. However, the results of the consensus were presented at the Seventh International Meeting of Physical Medicine and Rehabilitation in Critically Ill held in San Diego on May 17th 2014. At this meeting there were 94 multidisciplinary clinicians, from both academic and non-academic hospitals, interested in early mobilization in ICU. Each of the criteria was discussed individually as documented and consensus was sought from attendees. Consensus was reached when 100% of attendees agreed to the proposed wording of the document. As a result of their feedback, minor amendments were made to the consensus document to reflect international practice. It is also acknowledged that the consensus recommendations are predominantly based on the experts' interpretation of literature and their opinions which are based on their clinical practice.

Further research is required to validate each of the safety considerations discussed in these recommendations and the recommendations as a whole, both in centers with expertise in ICU mobilization and in centers without. Furthermore, as early progressive mobilization continues to be more extensively practiced and researched, and critical care medicine advances, it may be that criteria currently noted in red may become yellow in future versions of these recommendations. Finally, while the consensus group discussed safety parameters that should

be assessed prior to mobilization, safety parameters that should be monitored during mobilization interventions were not considered.

Conclusion

This study reports on the development of consensus recommendations outlining safety considerations prior to the mobilization of adult, mechanically ventilated patients in an ICU setting. The implementation of these recommendations has the potential to maximize early mobilization while minimizing the risk of adverse safety events, which in turn might improve functional outcomes and translate into reduced ICU and hospital length of stay. Future research required includes systematic evaluation of these recommendations.

Key messages

- The safety criteria for mobilizing patients in ICU may be considered according to a traffic light system of low risk of an adverse event (green), potential risk of an adverse event is outweighed by the benefit of early mobilization (yellow) and significant potential risk of an adverse event requiring consultation with senior ICU staff (red).
- The consensus for safe mobilization was provided for respiratory, cardiovascular, neurological and other considerations including lines and drains.
- The group provided recommendations for active mobilization. No guidance was provided with respect to safety criteria for passive mobilization.

Competing interests

The authors declare that they have no competing interests.

Authors' contributions

CH conceived of the study, chaired the consensus meeting, coordinated the group and drafted the manuscript. KS provided expert advice on content and manuscript preparation. DN coordinated and chaired the international meeting and recommendations. CT and CH performed the systematic review. MH conceived the “traffic light” system of reporting safety of mobilization. SW provided expert advice about the process and manuscript content. All (CH, KS, DN, CT, MH, CB, SB, SueB, LC, DE, MG, KH, AH, KMK, IL, MN, JP, SP, ES, PY, JZ, LD, SW) authors provided information from previous studies, both published and unpublished. All authors provided expert input regarding the recommendations and read and approved the final manuscript.

Funding




CH was supported by an Early Career Research Fellowship from the National Health and Medical Research Council (NHMRC) of Australia and the Australian and New Zealand Intensive Care Research Centre, Monash University. ES was supported employed by Western Health.

References

1. Lee SM, Schneider SM, Feiveson AH, Macias BR, Smith SM, Watenpaugh DE, Hargens AR: **WISE-2005: Countermeasures to prevent muscle deconditioning during bed rest in women.** *J Appl Physiol (1985)* 2014, **116**:654–667.
2. Lee SM, Moore AD, Everett ME, Stenger MB, Platts SH: **Aerobic exercise deconditioning and countermeasures during bed rest.** *Aviat Space Environ Med* 2010, **81**:52–63.
3. Stiller K: **Physiotherapy in intensive care: towards an evidence-based practice.** *Chest* 2000, **118**:1801–1813.
4. Stiller K: **Physiotherapy in intensive care: an updated systematic review.** *Chest* 2013, **144**:825–847.
5. Stiller K: **Safety issues that should be considered when mobilizing critically ill patients.** *Crit Care Clin* 2007, **23**:35–53.
6. Zafiroopoulos B, Alison JA, McCarren B: **Physiological responses to the early mobilisation of the intubated, ventilated abdominal surgery patient.** *Aust J Physiother* 2004, **50**:95–100.
7. Needham DM, Korupolu R, Zanni JM, Pradhan P, Colantuoni E, Palmer JB, Brower RG, Fan E: **Early physical medicine and rehabilitation for patients with acute respiratory failure: a quality improvement project.** *Arch Phys Med Rehabil* 2010, **91**:536–542.
8. Winkelman C, Johnson KD, Hejal R, Gordon NH, Rowbottom J, Daly J, Peereboom K, Levine AD: **Examining the positive effects of exercise in intubated adults in ICU: a prospective repeated measures clinical study.** *Intensive Crit Care Nurs* 2012, **28**:307–318.
9. Berney S, Harrold M, Webb S, Seppelt IM, Patman S, Thomas P, Denehy L: **Intensive care unit mobility practices in Australia and New Zealand: a point prevalence study.** *Crit Care Resusc* 2013, **15**:260–265.
10. Nydahl P, Ruhl AP, Bartoszek G, Dubb R, Filipovic S, Flohr HJ, Kaltwasser A, Mende H, Rothaug O, Schuchhardt D, Schwabbauer N, Needham DM: **Early mobilization of mechanically ventilated patients: a 1-day point-prevalence study in Germany.** *Crit Care Med* 2014, **42**:1178–1186.
11. Chang MY, Chang LY, Huang YC, Lin KM, Cheng CH: **Chair-sitting exercise intervention does not improve respiratory muscle function in mechanically ventilated intensive care unit patients.** *Respir Care* 2011, **56**:1533–1538.
12. Burtin C, Clerckx B, Robbeets C, Ferdinande P, Langer D, Troosters T, Hermans G, Decramer M, Gosselink R: **Early exercise in critically ill patients enhances short-term functional recovery.** *Crit Care Med* 2009, **37**:2499–2505.

13. Morris PE, Goad A, Thompson C, Taylor K, Harry B, Passmore L, Ross A, Anderson L, Baker S, Sanchez M, Penley L, Howard A, Dixon L, Leach S, Small R, Hite RD, Haponik E: **Early intensive care unit mobility therapy in the treatment of acute respiratory failure.** *Crit Care Med* 2008, **36**:2238–2243.
14. Schweickert WD, Pohlman MC, Pohlman AS, Nigos C, Pawlik AJ, Esbrook CL, Spears L, Miller M, Franczyk M, Deprizio D, Schmidt GA, Bowman A, Barr R, McCallister KE, Hall JB, Kress JP: **Early physical and occupational therapy in mechanically ventilated, critically ill patients: a randomised controlled trial.** *Lancet* 2009, **373**:1874–1882.
15. Chiang LL, Wang LY, Wu CP, Wu HD, Wu YT: **Effects of physical training on functional status in patients with prolonged mechanical ventilation.** *Phys Ther* 2006, **86**:1271–1281.
16. Denehy L, Skinner EH, Edbrooke L, Haines K, Warrillow S, Hawthorne G, Gough K, Hoorn SV, Morris ME, Berney S: **Exercise rehabilitation for patients with critical illness: a randomized controlled trial with 12 months of follow-up.** *Crit Care* 2013, **17**:R156.
17. Adler J, Malone D: **Early mobilization in the intensive care unit: a systematic review.** *Cardiopulm Phys Ther J* 2012, **23**:5–13.
18. Pinheiro AR, Christofolletti G: **Motor physical therapy in hospitalized patients in an intensive care unit: a systematic review.** *Rev Bras Ter Intensiva* 2012, **24**:188–196.
19. Choi J, Tasota FJ, Hoffman LA: **Mobility interventions to improve outcomes in patients undergoing prolonged mechanical ventilation: a review of the literature.** *Biol Res Nurs* 2008, **10**:21–33.
20. Li Z, Peng X, Zhu B, Zhang Y, Xi X: **Active mobilization for mechanically ventilated patients: a systematic review.** *Arch Phys Med Rehabil* 2013, **94**:551–561.
21. Thomas AJ: **Physiotherapy led early rehabilitation of the patient with critical illness.** *Phys Ther Rev* 2011, **16**:46–57.
22. Thomas AJ: **Exercise intervention in the critical care unit – what is the evidence?** *Phys Ther Rev* 2009, **14**:50–59.
23. Bassett RD, Vollman KM, Brandwene L, Murray T: **Integrating a multidisciplinary mobility programme into intensive care practice (IMMPTP): a multicentre collaborative.** *Intensive Crit Care Nurs* 2012, **28**:88–97.
24. Devlin JW, Pohlman AS: **Everybody, every day: an “awakening and breathing coordination, delirium monitoring/management, and early exercise/mobility” culture is feasible in your ICU.** *Crit Care Med* 2014, **42**:1280–1281.
25. Stiller K, Phillips A: **Safety aspects of mobilising acutely ill inpatients.** *Physiother Theory Pract* 2003, **19**:239–257.
26. Gosselink R, Bott J, Johnson M, Dean E, Nava S, Norrenberg M, Schonhofer B, Stiller K, van de Leur H, Vincent JL: **Physiotherapy for adult patients with critical illness:**



































recommendations of the European Respiratory Society and European Society of Intensive Care Medicine Task Force on Physiotherapy for Critically Ill Patients.
Intensive Care Med 2008, **34**:1188–1199.

	<p>Low risk of an adverse event. Proceed as usual according to each ICU's protocols and procedures.</p>
	<p>Potential risk and consequences of an adverse event are higher than green, but may be outweighed by the potential benefits of mobilization. The precautions or contraindications should be clarified prior to any mobilization episode. If mobilized, consideration should be given to doing so gradually and cautiously.</p>
	<p>Significant potential risk or consequences of an adverse event. Active mobilization should not occur unless specifically authorized by the treating intensive care specialist in consultation with the senior physical therapist and senior nursing staff.</p>























RESPIRATORY CONSIDERATIONS	IN-BED EXERCISES	OUT-OF-BED EXERCISES
Intubation		
Endotracheal tube ^a	●	●
Tracheostomy tube	●	●
Respiratory parameters		
Fraction of inspired oxygen		
≤ 0.6	●	●
> 0.6	▲	▲
Percutaneous oxygen saturation		
≥ 90%	●	●
< 90% ^b	▲	⬛
Respiratory rate		
≤ 30 bpm	●	●
> 30 bpm	▲	▲
Ventilation		
Mode HFOV	▲	⬛
PEEP		
≤ 10 cmH ₂ O	●	●
> 10 cmH ₂ O	▲	▲
Ventilator dyssynchrony ^c	▲	▲
Rescue therapies		
Nitric oxide	▲	▲
Prostacyclin	▲	▲
Prone positioning ^d	⬛	⬛

a		b	
CARDIOVASCULAR CONSIDERATIONS	IN-BED EXERCISES	OUT-OF-BED EXERCISES	
Blood pressure			
Intravenous antihypertensive therapy for hypertensive emergency ¹	●	●	●
MAP ² :			
Below target range and causing symptoms	▲	●	●
Below target range despite support (vasoactive and/or mechanical)	▲	●	●
Greater than lower limit of target range while receiving no support or low level support	●	●	●
Greater than lower limit of target range while receiving moderate level support	▲	▲	▲
Greater than lower limit of target range on high level support	▲	▲	●
Known or suspected severe pulmonary hypertension	▲	▲	▲
Cardiac arrhythmias			
Bradycardia:			
Requiring pharmacological treatment (e.g., isoprenaline) or awaiting emergency pacemaker insertion	●	●	●
Not requiring pharmacological treatment and not awaiting emergency pacemaker insertion	▲	▲	▲
Transvenous or epicardial pacemaker:			
Dependent rhythm	▲	●	●
Stable underlying rhythm	●	●	●
Any stable tachyarrhythmia:			
Ventricular rate >150 bpm		▲	●
Ventricular rate 120 to 150 bpm		▲	▲
Any tachyarrhythmia with ventricular rate <120 bpm		●	●
Devices			
Femoral IABP ³	●	●	●
ECMO:			
Femoral ⁴ or subclavian (not single bicaval dual lumen cannulae)	●	●	●
Single bicaval dual lumen cannulae inserted into a central vein	●	●	▲
Ventricular assist device	●	●	●
Pulmonary artery catheter or other continuous cardiac output monitoring device	●	●	▲
Other cardiovascular considerations			
Shock of any cause with lactate >4mmol/L		▲	▲
Known or suspected acute DVT/PE		▲	▲
Known or suspected severe aortic stenosis		●	▲
Cardiac ischemia (defined as ongoing chest pain and/or dynamic EKG changes)		▲	●

IABP = intra-aortic balloon pump; ECMO = extracorporeal membrane oxygenation; bpm = beats per minute; MAP = mean arterial pressure; DVT = deep vein thrombosis; PE = pulmonary embolism.
¹ This may be a yellow (pause) for in-bed activities if the blood pressure is within target range as documented by the medical team.
² Experienced ICU practitioners were considered to have good judgment about the impact of cardiovascular morbidity and low, medium or high levels of hemodynamic support, on the ability to exercise. However, in the case of uncertainty or lack of experience, it is recommended that the decision to mobilize a patient is discussed with appropriate experienced ICU staff. The target mean arterial pressure is determined by the treating ICU team.
³ Cycling and hip flexion may be contraindicated in the leg where the IABP/ECMO is inserted. If so, in-bed exercises may need to be modified to limit hip flexion.

NEUROLOGICAL CONSIDERATIONS	IN-BED	OUT-OF-BED
	EXERCISES	
Level of consciousness		
Patient drowsy, calm or restless (e.g., RASS -1 to +1)		
Patient lightly sedated or agitated (e.g., RASS -2 or +2)		
Patient unrousable or deeply sedated (e.g., RASS <-2)		
Patient very agitated or combative (e.g., RASS >+2)		
Delirium		
Delirium tool (e.g., CAM-ICU) –ve		
Delirium tool +ve and able to follow simple commands		
Delirium tool +ve and not able to follow commands		
Intracranial pressure		
Active management of intracranial hypertension, with ICP not in desired range		
Intracranial pressure monitoring without active management of intracranial hypertension		
Other neurological considerations		
Craniectomy		
Open lumbar drain (not clamped)		
Subgaleal drain		
Spinal precautions (pre-clearance or fixation)		
Acute spinal cord injury		
Subarachnoid haemorrhage with unclipped aneurysm		
Vasospasm post-aneurysmal clipping		
Uncontrolled seizures		

RASS = Richmond Agitation Assessment Scale; CAM-ICU = confusion assessment method for the ICU.

OTHER CONSIDERATIONS	IN-BED EXERCISES	OUT-OF-BED EXERCISES
Surgical		
Unstable/unstabilized major fracture Pelvic Spinal Lower limb long bone		
Large open surgical wound Chest/sternum ^a Abdomen ^a		
Medical		
Known uncontrolled active bleeding		
Suspicion of active bleeding or increased bleeding risk ^b		
Patient is febrile with a temperature exceeding acceptable maximum despite active physical or pharmacological cooling management		
Active hypothermia management		
Other considerations		
ICU-acquired weakness		
Continuous renal replacement therapy (including femoral dialysis catheters)		
Venous and arterial femoral catheters		
Femoral sheaths		
All other drains and attachments, e.g., Nasogastric tube Central venous catheter Pleural drain Wound drain Intercostal catheter Urinary catheter		

^a Patients with large open wounds who have a prolonged stay in ICU may be able to commence mobilization after consultation with the treating surgeon.

^b The suspicion of active bleeding is not just about bleeding risk, but the likelihood of an adverse event that will be compounded by an increased bleeding risk, e.g. fall or line displacement.