

# Layout Analysis for Scanned PDF and Transformation to the Structured PDF Suitable for Vocalization and Navigation

Azaedeh Nazemi<sup>1</sup>, Iain Murray & David A. McMeekin<sup>2</sup>

<sup>1</sup> Department of Electrical and Computer Engineering, Curtin University, Perth, WA, Australia

<sup>2</sup> Department of Spatial Sciences, Curtin University, Perth, WA, Australia

Correspondence: Azaedeh Nazemi, Department of Electrical and Computer Engineering, Curtin University, Perth, WA, Australia. E-mail: Azadeh.nazemi@postgrad.curtin.edu.au

Received: December 1, 2013 Accepted: December 23, 2013 Online Published: January 19, 2014

doi:10.5539/cis.v7n1p162

URL: <http://dx.doi.org/10.5539/cis.v7n1p162>

## Abstract

Information can include text, pictures and signatures that can be scanned into a document format, such as the Portable Document Format (PDF), and easily emailed to recipients around the world. Upon the document's arrival, the receiver can open and view it using a vast array of different PDF viewing applications such as Adobe Reader and Apple Preview. Hence, today the use of the PDF has become pervasive. Since the scanned PDF is an image format, it is inaccessible to assistive technologies such as a screen reader. Therefore, the retrieval of the information needs Optical Character Recognition (OCR). The OCR software scans the scanned PDF file and through text extraction generates an editable text formatted document. This text document can then be edited, formatted, searched and indexed as well as translated or converted to speech. A problem that the OCR software does not solve is the accurate regeneration of the full text layout. This paper presents a technology that addresses this issue by closely preserving the original textual layout of the scanned PDF using the open source document analysis and OCR system (OCRopus) based on geometric layout and positioning information.

The main issues considered in this research are the preservation of the correct reading order, and the representation of common logical structured elements such as section headings, line breaks, paragraphs, captions, and sidebars, foot-bars, running headers, embedded images, graphics, tables and mathematical expressions.

**Keywords:** optical character recognition, document layout analysis, assistive technology

## 1. Introduction

For vision-impaired users, access to electronic documents, including scanned PDF files, has been extremely limited. Their main mode of access is by using a screen reader. Even after a scanned document has been processed with OCR software, what is left is plain text without tags or mark-up specifying primitive components. As this resulting document lacks any tags, it is not navigable by vision-impaired users.

In order for readers to navigate scanned PDF, documents need to be tagged by components identification using PDF layout analysis.

Extracting Hidden Structures from Electronic Documents (XED) is a reverse engineering tool for PDF documents (Rigamonti et al., 2005). XED discovers and extracts the original document layout structure, and generates the XCDF hierarchical standard form, which is independent of the document type.

Firstly, XED cleans the primitives in the original document, taking into account all types of embedded resources such as raw images and fonts. Then it recovers the physical structures and represents them in XCDF format. XCDF is able to represent the reorganized document in a structured and unique manner that enables the document content to be accessed easily for further work; however, it is a closed application that works only under the Windows Operating System.

The final target of this research project is to design portable, stand alone, affordable, modifiable and open-source Complete Reading System (CRS) for vision-impaired people (Nazemi & Murray, 2012). CRS provides access to several electronic documents such as Digital Accessible Information System (DAISY), DOC, DOCX, ODT, PDF and all PDF non-textual components such as mathematical expressions and charts. This paper demonstrates part of the development of this open source application that extracts primitive components from an image document,

generates tags, and reconstructs a new document that is accessible and navigable by assistive technologies. The open-source package used for this purpose includes OCRopus for OCR (Shafait, 2009) and ImageMagick for image processing (Still, 2006). The final output is in html Optical Character Recognition (hOCR) format.

## 2. Layout Analysis

The physical layout analysis represents a document page comprised of unique areas such as columns, paragraphs and text lines (O'Brein, 2012). This layout analysis is responsible for identifying page components such as, text columns, text blocks, text lines and reading order (Breuel, 2008).

Layout is a collection of segments:

$$L = \{S_1, \dots, S_n\}, \text{ where } L \text{ and } S \text{ represent layout and segment respectively} \quad (1)$$

A segment is a pixel collection encapsulated within a bounding box defined by its lower left and upper right corner pixels:

$$S = (P_1, P_2), \text{ where } S \text{ and } P \text{ represent segments and pixels accordingly} \quad (2)$$

Each pixel is defined by a coordinate pair:

$$P = (x, y) \quad (3)$$

The layout information is divided into two categories: the geometric layout and the logical layout (Haralick, 1994). The geometric layout is determined by the positioning information about segments. The geometric layout information allows the segments to be categorized into different logical layouts. Each segment is represented with a tag collection. Based on this structure, primary layout analysis is obtained through the following steps:

- computing the bounding box for the connected components of the scanned input page image;
- identifying the whitespace;
- finding the constrained text line.

## 3. Html Optical Character Recognition (hOCR)

hOCR is a logical format for representing the output of OCR systems. It is an open standard used to embed layout, recognition confidence, style and other information into a recognized text. To successfully embed this data into the text, standard HTML is used. The logical mark-up available in hOCR is designed for the document logical hierarchy, independent of where or how it is rendered on the page. This kind of mark-up is usable for individual documents such as memos and articles, and for compound documents such as newspapers, magazines and collections (Breuel et al, 2007). The hOCR tags that can be used include:

ocr\_document, ocr\_linear, ocr\_title, ocr\_author, ocr\_abstract, ocr\_part, ocr\_chapter [H1], ocr\_section [H2], ocr\_sub\*section [H3, H4], and ocr\_par [paragraph].

However, the final output of OCRopus is generated in hOCR format, so it contains only class='ocr\_page', class='ocr\_par', paragraph separator <p> and a line break <br>.

This research presents a method for generating hOCR in a fully marked-up format that includes the following additional tags:

ocr\_chapter [H1], ocr\_section [H2], ocr\_sub\*section [H3, H4], ocr\_image, ocr\_table, ocr\_math, ocr\_caption, ocr\_running\_footer, OCR\_runnig\_header, ocr\_footbar, and ocr\_sidebar.

## 4. OCRopus Segmentation Methods

Scanned PDF layout analysis strongly depends on the page segmentation method. Recognition by Adaptive Subdivision of Transformation Space (RAST) and Voronoi (named after Georgy Voronoy who created the Voronoi diagram) are two methods used for page segmentation in OCRopus.

RAST extracts connected components and then determines the largest possible whitespace rectangles based on the divider's priority. The RAST algorithm is capable of processing multiple-column documents. In the RAST image result, the column dividers are yellow and different colors are assigned to different segments (Winder, 2010).

The Voronoi method identifies the connected components then extracts sample points along the boundaries to construct a Voronoi-point diagram (Kise et al., 1998). A large number of edges are created, most of which are not required. The unnecessary edges are deleted in an ascending length-wise order, regardless of their connection to other lines. As a result, the Voronoi-point diagram is converted to an area Voronoi diagram, the areas of which represent the page regions.

Moreover, OCRopus provides several tools including:

The ocr-text-image-seg completely separates the image from the text by removing the masked and rectangular regions from an input image.

The ocropus-gpageseg identifies the tops and bottoms of text lines by computing gradients and performing some adaptive thresholding. These components are then used as seeds for the text lines. Ocropus-gpageseg attempts to find column separators as either extended vertical black lines or extended vertical whitespace (OCRopus, 2013).

## 5. Methodology

This research comprises the following steps for the retrieval of a scanned PDF layout and making it navigable:

- Pre-processing, which includes conversion of image to binary and resizing for segmentation;
- Non-textual extraction of components such as figures and images;
- Block segmentation to divide the page into logical blocks and preserve the reading order. Tables, where applicable, are also detected and extracted at this stage;
- Line segmentation for each text block and computing their lines bounding box in order to recreate the physical layout;
- Geometric data analysis and obtaining the logical layout to generate a tagged document;
- Mathematical expression, detection and extraction;
- Sending the detected tables, figures and/or math expressions to specific applications to extract the valuable and hidden implicit information and represent it as an audio format using Text To Speech(TTS);
- Merging all output components by considering the reading order;
- Generating the hOCR fully marked-up formatted document.

## 6. Implementation Results

This section describes the implementation results of the present research.

### 6.1 Non-Text Components Extraction Such as Figures and Images

The ocr-text-image-seg performs document zone classification using run-lengths and connected components based on features and a logistic regression classifier. Since CRS is intended to extract implicit information from non-textual PDF such as figures, another approach is used for figure detection and extraction from image documents which comprises these steps:

- Use RAST segmentation;
- Find all yellow pixels in RAST result;
- Obtain  $X_{Min}$   $X_{Max}$   $Y_{Min}$   $Y_{Max}$ ;
- Check that the pairs of pixels  $(X_{Min}, Y_{Max})(X_{Max}, Y_{Min})$  are located in the yellow area; this means that the yellow area is a rectangle;
- Crop main image from  $(X_{Min}, Y_{Min})$  to  $(X_{Max}, Y_{Max})$ .

The application of RAST for image text separation enables the extraction of the original figure by accessing its bounding box and sending it to GRAPHREADER (Nazemi & Murrey, 2013), which is an application used to extract possible implicit text information from graphical components. After figure extraction from the page has been completed, the figure block is tagged as `<ocr-image>` `</ocr-image>` and its bounding box is appended to hOCR.html.

Figure 1 shows a multi-column scanned PDF containing an image, RAST result and extracted figure block. Figure 2 illustrates the result of OCRopus- ocr-text-image-seg.

# Digital Talking Book Player for the Visually Impaired Using FPGAs

Azadeh Nazemi, Cesar Ortega-Sanchez, Iain Murray  
Electrical and Computer Engineering Department  
Curtin University  
Perth, Western Australia

azadeh.nazemi@postgrad.curtin.edu.au, c.ortega@curtin.edu.au, i.murray@curtin.edu.au

**Abstract**— The Digital Talking Book (DTB) player is a device for the visually impaired to read, search, navigate and bookmark written material using DAISY and EPUB standards. This paper presents the design and implementation of a DTB player in an FPGA-based embedded system to play audio books containing MP3 (Daisy) files and utilize Text to Speech Synthesis (TTS) for text only books or EPUB books.

**Keywords**- Assistive Technology; FPGA; Daisy Player; EPUB; uClinux; Text-to-Speech Synthesis

## I. INTRODUCTION

Visually impaired people traditionally use one of several reading methods such as Braille and audio tapes. Braille is bulky, has a limited range, is expensive to produce and has a complex coding system (hard to learn) that requires high tactile sensitivity. Analogue books, such as tape and record, or digital books in MP3 format, have sequential access without bookmarking and navigation features [1, 2]. To enable navigation there are two standards: Digital Accessible Information System (DAISY) and Electronic Publication (EPUB). DAISY is an international open standard that provides full navigation and search capabilities, allows bookmarking and can handle human-read and synthetic TTS [3]. EPUB is a text-only standard compatible with the Daisy standard and has some navigation abilities [4].

Existing DAISY players are either hardware or software based, both of which have significant drawbacks. Hardware players tend to be expensive due to their relatively limited market (compared to mainstream consumer devices). Software players require the user to be familiar with computers and their often complex assistive technology.

This paper describes an embedded system-on-chip DTB player under development at Curtin University to address the special reading needs of visually impaired people.

The system is microprocessor-based, containing custom IP, specialized hardware and a customized Linux kernel. uClinux -an embedded Operating System (OS)- has been installed on MicroBlaze as a suitable platform for hardware/software co-design [5, 6]. The system has been implemented in a Field-Programmable Gate Array (FPGA) to allow

reconfiguration of hardware after manufacturing to meet future DTB standards [7, 8].

The final goal is to be able to offer a portable, low-cost, low-power, fully-accessible digital talking book player for the visually impaired.

## II. HIGH-LEVEL SYSTEM DESCRIPTION

Figure 1 shows the high-level block diagram of Curtin's DTB player. The current prototype was implemented in the *Spartan3E* Starter kit board by Digilent [10].

The player uses two RS-232 channels to communicate with a Personal Computer and a TTS module. The computer supplies the media files to the DTB. Alternatively, a Media Access Controller (MAC) coupled to an on-board physical layer network chip supplies a standard Ethernet connection to get DAISY or EPUB books over an FTP connection. Digilent's PMOD DA2 and AMP1 [12] are used by an MP3 decoder to play audio files. A user interface based on push buttons communicates user requirements and commands to the DTB player.

An RC8660 DOUBLETALK module is connected to the board via a secondary RS232 serial port. This module receives DAISY text files and "reads" them out loud by means of sophisticated text-to-speech algorithms. [13].

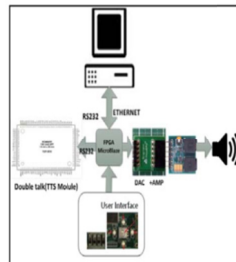


Figure 1. FPGA-based embedded system for DTB player

# Digital Talking Book Player for the Visually Impaired Using FPGAs

Azadeh Nazemi, Cesar Ortega-Sanchez, Iain Murray  
Electrical and Computer Engineering Department  
Curtin University  
Perth, Western Australia

azadeh.nazemi@postgrad.curtin.edu.au, c.ortega@curtin.edu.au, i.murray@curtin.edu.au

**Abstract**— The Digital Talking Book (DTB) player is a device for the visually impaired to read, search, navigate and bookmark written material using DAISY and EPUB standards. This paper presents the design and implementation of a DTB player in an FPGA-based embedded system to play audio books containing MP3 (Daisy) files and utilize Text to Speech Synthesis (TTS) for text only books or EPUB books.

**Keywords**- Assistive Technology; FPGA; Daisy Player; EPUB; uClinux; Text-to-Speech Synthesis

## I. INTRODUCTION

Visually impaired people traditionally use one of several reading methods such as Braille and audio tapes. Braille is bulky, has a limited range, is expensive to produce and has a complex coding system (hard to learn) that requires high tactile sensitivity. Analogue books, such as tape and record, or digital books in MP3 format, have sequential access without bookmarking and navigation features [1, 2]. To enable navigation there are two standards: Digital Accessible Information System (DAISY) and Electronic Publication (EPUB). DAISY is an international open standard that provides full navigation and search capabilities, allows bookmarking and can handle human-read and synthetic TTS [3]. EPUB is a text-only standard compatible with the Daisy standard and has some navigation abilities [4].

Existing DAISY players are either hardware or software based, both of which have significant drawbacks. Hardware players tend to be expensive due to their relatively limited market (compared to mainstream consumer devices). Software players require the user to be familiar with computers and their often complex assistive technology.

This paper describes an embedded system-on-chip DTB player under development at Curtin University to address the special reading needs of visually impaired people.

The system is microprocessor-based, containing custom IP, specialized hardware and a customized Linux kernel. uClinux -an embedded Operating System (OS)- has been installed on MicroBlaze as a suitable platform for hardware/software co-design [5, 6]. The system has been implemented in a Field-Programmable Gate Array (FPGA) to allow

reconfiguration of hardware after manufacturing to meet future DTB standards [7, 8].

The final goal is to be able to offer a portable, low-cost, low-power, fully-accessible digital talking book player for the visually impaired.

## II. HIGH-LEVEL SYSTEM DESCRIPTION

Figure 1 shows the high-level block diagram of Curtin's DTB player. The current prototype was implemented in the *Spartan3E* Starter kit board by Digilent [10].

The player uses two RS-232 channels to communicate with a Personal Computer and a TTS module. The computer supplies the media files to the DTB. Alternatively, a Media Access Controller (MAC) coupled to an on-board physical layer network chip supplies a standard Ethernet connection to get DAISY or EPUB books over an FTP connection. Digilent's PMODs DA2 and AMP1 [12] are used by an MP3 decoder to play audio files. A user interface based on push buttons communicates user requirements and commands to the DTB player.

An RC8660 DOUBLETALK module is connected to the board via a secondary RS232 serial port. This module receives DAISY text files and "reads" them out loud by means of sophisticated text-to-speech algorithms. [13].

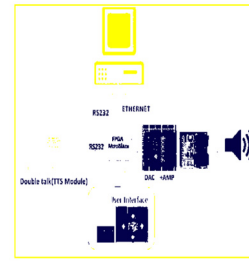


Figure 1. FPGA-based embedded system for DTB player

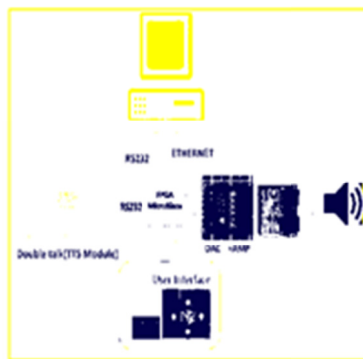


Figure 1. Top left: Multi-column page image containing figure. Top right: RAST image result; Bottom: extracted figure

# Digital Talking Book Player for the Visually Impaired Using FPGAs

Azadeh Nazemi, Cesar Ortega-Sanchez, Iain Murray  
Electrical and Computer Engineering Department  
Curtin University

Perth, Western Australia  
azadeh.nazemi@postgrad.curtin.edu.au, c.ortega@curtin.edu.au, i.murray@curtin.edu.au

**Abstract**— The Digital Talking Book (DTB) player is a device for the visually impaired to read, search, navigate and bookmark written material using DAISY and EPUB standards. This paper presents the design and implementation of a DTB player in an FPGA-based embedded system to play audio books containing MP3 (Daisy) files and utilize Text to Speech Synthesis (TTS) for text only books or EPUB books.

**Keywords**: Assistive Technology; FPGA; Daisy Player; EPUB; uClinux; Text-to-Speech Synthesis

## I. INTRODUCTION

Visually impaired people traditionally use one of several reading methods such as Braille and audio tapes. Braille is bulky, has a limited range is expensive to produce and has a complex coding system (hard to learn) that requires high tactile sensitivity. Analogue books, such as tape and record, or digital books in MP3 format, have sequential access without bookmarking and navigation features [1, 2]. To enable navigation there are two standards: Digital Accessible Information System (DAISY) and Electronic Publication (EPUB). DAISY is an international open standard that provides full navigation and search capabilities, allows bookmarking and can handle human-read and synthetic TTS [3]. EPUB is a text-only standard compatible with the Daisy standard and has some navigation abilities [4].

Existing DAISY players are either hardware or software based, both of which have significant drawbacks. Hardware players tend to be expensive due to their relatively limited market (compared to mainstream consumer devices). Software players require the user to be familiar with computers and their often complex assistive technology.

This paper describes an embedded system-on-chip DTB player under development at Curtin University to address the special reading needs of visually impaired people.

The system is microprocessor-based, containing custom IP, specialized hardware and a customized Linux kernel. uClinux -an embedded Operating System (OS)- has been installed on MicroBlaze as a suitable platform for hardware/software co-design [5, 6]. The system has been implemented in a Field-Programmable Gate Array (FPGA) to allow

reconfiguration of hardware after manufacturing to meet future DTB standards [7, 8].

The final goal is to be able to offer a portable, low-cost, low-power, fully-accessible digital talking book player for the visually impaired.

## II. HIGH-LEVEL SYSTEM DESCRIPTION

Figure 1 shows the high-level block diagram of Curtin's DTB player. The current prototype was implemented in the Spartan3E Starter kit board by Digilent [10].

The player uses two RS-232 channels to communicate with a Personal Computer and a TTS module. The computer supplies the media files to the DTB. Alternatively, a Media Access Controller (MAC) coupled to an on-board physical layer network chip supplies a standard Ethernet connection to get DAISY or EPUB books over an FTP connection. Digilent's PMODs DA2 and AMP1 [12] are used by an MP3 decoder to play audio files. A user interface based on push buttons communicates user requirements and commands to the DTB player.

An RC8660 DOUBLETALK module is connected to the board via a secondary RS232 serial port. This module receives DAISY text files and "reads" them out loud by means of sophisticated text-to-speech algorithms. [13].




Figure 1. FPGA-based embedded system for DTB player

Figure 2. OCR-text-image-seg result

### 6.2 Block Segmentation

If the PDF page contains only one column, the OCR result lines will be shown in order, but in cases where PDF includes more than one column, there is no guarantee that the OCR result will produce correct ordering of lines. Figure 3 illustrates this ordering issue in a two-column PDF without block segmentation.

accessible books and sources of information. This research implemented using Beagle Board as hardware platform.

Figure 3. Missing reading order in a two-column image document

Figure 4 shows the ordering issue is solved if block segmentation is performed before text line recognition.

accessible books and sources of information. This research implemented using Beagle Board as hardware platform.

Figure 4. The original reading order is preserved using segmentation

Block segmentation allows the identification of extended vertical black lines or extended vertical whitespace, by using a combination of morphological operations, convolution or convolution and thresholding.

RAST determines the reading order by finding the columns and the text-lines. Figure 5 shows RAST result for a scanned PDF page, which contains two columns and a side bar.



Review

Reassessment of risks and benefits of dopamine agonists in Parkinson's disease

Angelo Antonini, Eduardo Tolosa, Yoshikuni Mizuno, Mitsutoshi Yamamoto, Werner H Poewe

Neurologists have several choices of drugs that have been shown to be effective for the treatment of the symptoms of Parkinson's disease. Among the first options are the dopamine agonists, which are commonly used both as an early monotherapy and as an adjunct therapy to levodopa. However, before starting any treatment, the overall benefit-to-risk ratio to individual patients must be considered. For the dopamine agonists, the available evidence on their symptomatic efficacy, effect on long-term levodopa-related motor complications, putative effect on progression of disease, and adverse event profile must be taken into account. Recently, the occurrence of adverse events such as leg oedema, daytime somnolence, impulse control disorders, and fibrosis have increasingly been recognised. The risks of these potentially serious adverse events must therefore be taken into account and treatment decisions should be based on considerations of risks versus benefits for individual patients.

Introduction

The use of oral dopamine agonists for the treatment of Parkinson's disease dates back to the 1970s when the ergoline drug bromocriptine was first introduced. The first generation of dopamine agonists were all ergot derivatives and their pharmacological profile differed from that of levodopa in several ways. For example, ergot derivatives had a longer half-life than levodopa and had a differential affinity primarily to D1-like and D2-like dopamine receptors. Although more than 50 years have passed since the non-ergot agonist apomorphine was first reported to exert strong antiparkinsonian effects, most of the currently used non-ergot dopamine agonists have entered the clinic more recently and include pramipexole, ropinirole, rotigotine, and piribedil (table 1).

The symptomatic efficacy of dopamine agonists to treat Parkinson's disease is firmly established and several studies have also shown that early use of these drugs as initial monotherapy is associated with a reduced long-term incidence of motor complications (ie, motor fluctuations and dyskinesia) compared with levodopa. Although this evidence has led to dopamine agonists being classified as first-line options for initial monotherapy in early Parkinson's disease in many national and international guidelines, there have also been recent concerns about the safety profile of these drugs in the longer term. These concerns are related to the risk of developing impulse control disorders, peripheral oedema, daytime somnolence, and heart valve fibrosis. The recognition of the risk of cardiac fibrotic valvulopathies with pergolide and cabergoline has caused regulatory authorities in many countries to restrict the use of these drugs to second-line options with specialised cardiac safety monitoring. In this Review, we first outline the benefits of using dopamine agonists in the management of Parkinson's disease. We then discuss recent evidence on each of the potential risks, outline the consequences for the management of Parkinson's disease, and provide recommendations for clinical neurologists on how to individualise treatment decisions based on considerations of their risks versus benefits.

Benefits of dopamine agonists in the medical management of Parkinson's disease

Early monotherapy

On the basis of a consistent body of evidence from randomised controlled trials, the dopamine agonists dihydroergocryptine, pergolide, pramipexole, and ropinirole have all been shown to be effective as monotherapy in early Parkinson's disease. The evidence for efficacy was strong for bromocriptine, cabergoline, and lisuride as these have not been randomised trials of these compounds in early Parkinson's disease. In recent placebo-controlled trials, rotigotine and piribedil have been shown to be efficacious in early disease. Of note, cabergoline, pergolide, pramipexole, and ropinirole have also been tested against levodopa in large randomised trials. The results from these trials have all shown a significantly reduced risk of motor complications compared with levodopa, in particular dyskinesias, over double-blind follow-up periods of up to 5 years. However, the effect on symptoms as assessed with the unified Parkinson's disease rating scale (UPDRS) was consistently greater for levodopa (table 2).

Continuous dopaminergic stimulation and reduced risk of motor complications

The exact reason why initial monotherapy with a dopamine agonist is associated with a reduced risk for motor complications, in particular dyskinesias, compared with levodopa is not fully understood. The most popular hypothesis is that therapies with long half-lives provide more continuous stimulation of brain dopaminergic receptors and that such continuous stimulation is key to the reduced risk of motor complications with longer-acting drugs compared with short-acting drugs, such as levodopa. Short-acting drugs induce discontinuous or pulsatile stimulation, which is associated with altered gene expression and firing patterns in basal ganglia output neurons, particularly of the direct pathway, that cause development of levodopa-induced dyskinesias. This concept is supported by data from several preclinical studies in primates treated with MPTP (1-methyl-4-

Lancet Neurol 2009; 8: 929-37
Published Online August 25, 2009
DOI:10.1016/S1473-4422(09)70225-X
Parkinson Institute, Istituti Clinici di Perfezionamento, Milan, Italy (A Antonini MD); Neurology Service, Hospital Clinic, University of Barcelona and Centro de Investigación Biomédica en Red sobre Enfermedades Neurodegenerativas (CIBERNED), Barcelona, Spain (E Tolosa MD); Department of Neurology, Juntende University School of Medicine, Tokyo, Japan (Y Mizuno MD); Department of Neurology, Kagawa Prefectural Central Hospital, Kagawa, Japan (M Yamamoto MD); and Department of Neurology, Medical University of Innsbruck, Austria (W H Poewe MD)
Correspondence to: Werner H Poewe, Department of Neurology, Medical University of Innsbruck, Anichstrasse 35, A-6020 Innsbruck, Austria
www.parkinson.med.at

A reassessment of risks and benefits of dopamine agonists in Parkinson's disease

Angelo Antonini, Eduardo Tolosa, Yoshikuni Mizuno, Mitsutoshi Yamamoto, Werner H Poewe

Neurologists have several choices of drugs that have been shown to be effective for the treatment of the symptoms of Parkinson's disease. Among the first options are the dopamine agonists, which are commonly used both as an early monotherapy and as an adjunct therapy to levodopa. However, before starting any treatment, the overall benefit-to-risk ratio to individual patients must be considered. For the dopamine agonists, the available evidence on their symptomatic efficacy, effect on long-term levodopa-related motor complications, putative effect on progression of disease, and adverse event profile must be taken into account. Recently, the occurrence of adverse events such as leg oedema, daytime somnolence, impulse control disorders, and fibrosis have increasingly been recognised. The risks of these potentially serious adverse events must therefore be taken into account and treatment decisions should be based on considerations of risks versus benefits for individual patients.

Benefits of dopamine agonists in the medical management of Parkinson's disease

Early monotherapy

On the basis of a consistent body of evidence from randomised controlled trials, the dopamine agonists dihydroergocryptine, pergolide, pramipexole, and ropinirole have all been shown to be effective as monotherapy in early Parkinson's disease. The evidence for efficacy was less strong for bromocriptine, cabergoline, and lisuride as these have not been randomised trials of these compounds in early Parkinson's disease. In recent placebo-controlled trials, rotigotine and piribedil have been shown to be efficacious in early disease. Of note, cabergoline, pergolide, pramipexole, and ropinirole have also been tested against levodopa in large randomised trials. The results from these trials have all shown a significantly reduced risk of motor complications compared with levodopa, in particular dyskinesias, over double-blind follow-up periods of up to 5 years. However, the effect on symptoms as assessed with the unified Parkinson's disease rating scale (UPDRS) was consistently greater for levodopa (table 2).

Continuous dopaminergic stimulation and reduced risk of motor complications

The exact reason why initial monotherapy with a dopamine agonist is associated with a reduced risk for motor complications, in particular dyskinesias, compared with levodopa is not fully understood. The most popular hypothesis is that therapies with long half-lives provide more continuous stimulation of brain dopaminergic receptors and that such continuous stimulation is key to the reduced risk of motor complications with longer-acting drugs compared with short-acting drugs, such as levodopa. Short-acting drugs induce discontinuous or pulsatile stimulation, which is associated with altered gene expression and firing patterns in basal ganglia output neurons, particularly of the direct pathway, that cause development of levodopa-induced dyskinesias. This concept is supported by data from several preclinical studies in primates treated with MPTP (1-methyl-4-

Review



Lancet Neurol 2009; 8: 929-37
Published Online August 25, 2009
DOI:10.1016/S1473-4422(09)70225-X

Parkinson Institute, Istituti Clinici di Perfezionamento, Milan, Italy (A Antonini MD); Neurology Service, Hospital Clinic, University of Barcelona and Centro de Investigación Biomédica en Red sobre Enfermedades Neurodegenerativas (CIBERNED), Barcelona, Spain (E Tolosa MD); Department of Neurology, Juntende University School of Medicine, Tokyo, Japan (Y Mizuno MD); Department of Neurology, Kagawa Prefectural Central Hospital, Kagawa, Japan (M Yamamoto MD); and Department of Neurology, Medical University of Innsbruck, Austria (W H Poewe MD)

Correspondence to: Werner H Poewe, Department of Neurology, Medical University of Innsbruck, Anichstrasse 35, A-6020 Innsbruck, Austria
werner.poeewe@i-med.ac.at

Introduction

The use of oral dopamine agonists for the treatment of Parkinson's disease dates back to the 1970s when the ergoline drug bromocriptine was first introduced. The first generation of dopamine agonists were all ergot derivatives and their pharmacological profile differed from that of levodopa in several ways. For example, ergot derivatives had a longer half-life than levodopa and had a differential affinity primarily to D1-like and D2-like dopamine receptors. Although more than 50 years have passed since the non-ergot agonist apomorphine was first reported to exert strong antiparkinsonian effects, most of the currently used non-ergot dopamine agonists have entered the clinic more recently and include pramipexole, ropinirole, rotigotine, and piribedil (table 1). The symptomatic efficacy of dopamine agonists to treat Parkinson's disease is firmly established and several studies have also shown that early use of these drugs as initial monotherapy is associated with a reduced long-term incidence of motor complications (ie, motor fluctuations and dyskinesia) compared with levodopa. Although this evidence has led to dopamine agonists being classified as first-line options for initial monotherapy in early Parkinson's disease in many national and international guidelines, there have also been recent concerns about the safety profile of these drugs in the longer term. These concerns are related to the risk of developing impulse control disorders, peripheral oedema, daytime somnolence, and heart valve fibrosis. The recognition of the risk of cardiac fibrotic valvulopathies with pergolide and cabergoline has caused regulatory authorities in many countries to restrict the use of these drugs to second-line options with specialised cardiac safety monitoring. In this Review, we first outline the benefits of using dopamine agonists in the management of Parkinson's disease. We then discuss recent evidence on each of the potential risks, outline the consequences for the management of Parkinson's disease, and provide recommendations for clinical neurologists on how to individualise treatment decisions based on considerations of their risks versus benefits.

www.thelancet.com/neurology Vol 8 October 2009

Figure 5. RAST result segmentation

Pixel colors and position information of RAST result divides the page into blocks according to the following steps:

- Eliminate all black (#000000), white (#FFFFFF) and yellow (#FFFF00) pixels;

- Consider color histogram of image;
- Separate pixels based on their color;
- Find the lower left and the upper right corners of pixels for each color;
- Crop the main image from upper right to lower left corners for each color set.

Over-segmentation occurs during Voronoi segmentation. Figure 6 shows over-segmentation in some parts such as in the last paragraph.

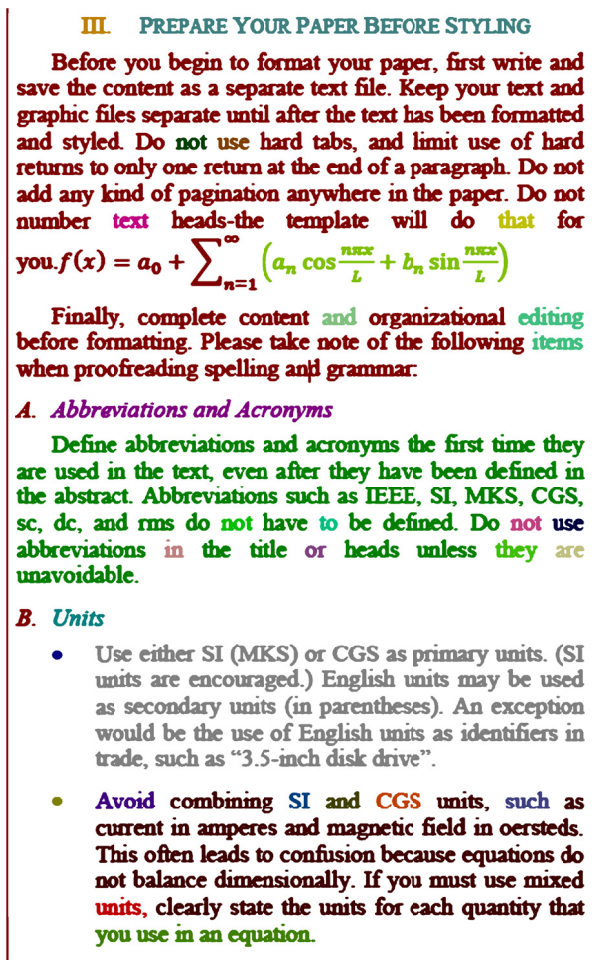


Figure 6. Voronoi segmentation result

### 6.3. Line segmentation

When block segmentation is completed, ocropus-gpageseg runs for each single block to obtain the line segmentation and bounding box of each line. The bounding box recognises position and level number of headings.

Listed below are the abbreviations used for the features extracted from line segmentation and bounding boxes, assuming that each component bounding box is represented by a pair of coordinate values  $(x_0, y_0)(x_1, y_1)$  or  $(x_0, y_0, x_1, y_1)$ .

$$\text{line intend or } lm = \text{Left Margin} = x_0 \quad (4)$$

$$h = y_1 - y_0 \text{ or } h = \$(identify-format “\%h” line.bin.png) \quad (5)$$

$$w = x_1 - x_0 \text{ or } w = \$(identify-format “\%w” line.bin.png) \quad (6)$$

$$rm = \text{Right Margin} = w - x_1 \quad (7)$$

$$ws = \text{White Spaces} \quad (8)$$

$$vs = \text{Vertical Spaces Between Lines} \quad (9)$$

$$\text{no of recognized character} = \$(cat line.txt|sed 's//g'|sed 's!//g'|wc -c) \quad (10)$$

$$crr = \text{Character Recognition Ratio} = \text{number of recognized character} / w \quad (11)$$

$$ar = \text{aspect-ratio} = w/h \quad (12)$$

$$\text{mean}(vs) = 1/n(\sum_{i=1}^n y_{0n} - y_{1n-1}) \quad (13)$$

$$ws = \$(convert line.bin.png line-pixel.txt|cat line-pixel.txt|grep -c FFFFFF) \quad (14)$$

based on number of white pixels in line segment

$$ws_{mean} = (ws_n + ws_{n+1})/2 \quad (15)$$

$$\text{ratio}(lm) = x_0 / \min(lm) \quad (16)$$

$$\text{ratio}(ws) = 2ws_n / ws_n + ws_{n+1} \quad (17)$$

$$h_{mean} = 1/n \sum_{i=1}^n h_i \quad (18)$$

$$\text{ratio}(h) = h / \text{mean}(h) \quad (19)$$

$$\text{ratio}(\text{aspect}) = \text{aspect} / \text{mean}(\text{aspect}) \quad (20)$$

Based on the extracted features from the bounding box of each single line, the following can be concluded:

- A position is reserved as a heading level if: hOCR file indicates the position as a new paragraph  $\langle P \rangle$ ;  $x_0 > \min(lm)$ ;  $y_1 - y_0 > \text{mean}(h)$
- Caption tag is assigned to a line segment if:  $w = x_0 + x_1$  ( $w$  is the width of line segment) and the previous segment is an image or the next segment is a table
- Running header tag is attached to a line segment if it is the first line segment of the first block and vertical space between this line and the next line  $>$ mean value (vertical spaces in page);  $y_1 - y_0 > \text{mean}(h)$
- Running footer tag is attached to a line segment if it is the last line segment of the last block and vertical space between this line and the previous line  $>$ mean value (vertical spaces in page);  $y_1 - y_0 > \text{mean}(h)$
- Side bar tag is assigned to the line segment if it is located in the last block in a page and the block-aspect-ratio  $< 1$
- Foot-bar tag is assigned to the line segment if it is located in the last block in a page and the block-aspect-ratio  $> 1$

#### 6.4 Table Recognition

When applying the RAST segmentation method to a document image that contains a table, the horizontal and vertical separator lines for table cells are specified in yellow. The coordinate values of line intersections, which are in fact the bounding box of each cell, are obtained by computing the number of these lines and finding their geometric properties. Therefore, by using these bounding box values, all cells can be separated from the table image as individual segments and marked with tags  $\langle ocr - table - cell_{ij} \rangle \langle /ocr - table - cell_{ij} \rangle$ , where  $i$  and  $j$  represent row and column respectively. Figure 7 illustrates a sample table and its RAST output.



Community Courses -- Both Autumn 1997					Community Courses -- Both Autumn 1997				
Course Name	Course Tutor	Summary	Code	Fee	Course Name	Course Tutor	Summary	Code	Fee
After the Civil War	Dr. John Wroughton	The course will examine the turbulent years in England after 1646. 6 weekly meetings starting Monday 13th October.	H27	£32	After the Civil War	Dr. John Wroughton	The course will examine the turbulent years in England after 1646. 6 weekly meetings starting Monday 13th October.	H27	£32
An Introduction to Anglo-Saxon England	Mark Cottle	One day course introducing the early medieval period: reconstruction the Anglo-Saxons and their society. Saturday 18th October.	H28	£18	An Introduction to Anglo-Saxon England	Mark Cottle	One day course introducing the early medieval period: reconstruction the Anglo-Saxons and their society. Saturday 18th October.	H28	£18
The Glory that was Greece	Valerie Lorenz	Birthplace of democracy, philosophy, heartland of theater, home of argument. The Romans may have done it but the Greeks did it first. Saturday day school 25th October 1997	H30	£18	The Glory that was Greece	Valerie Lorenz	Birthplace of democracy, philosophy, heartland of theater, home of argument. The Romans may have done it but the Greeks did it first. Saturday day school 25th October 1997	H30	£18

Figure 7. Sample of table and its RAST result

## 7. Conclusion and Further Works

This research is intended to generate a complete hOCR file from the results of OCRopus by adding appropriate tags. These tags are utilised to retain the reading order, detect table cells and navigate by row or column, specifying various heading levels within the document image.

The application developed from this research sends a detailed hOCR file to an intermediate module. To provide navigation ability, this module is responsible for distinguishing all tags and extracting individual text parts of the document based on user requests.

The remaining issues regarding this subject include mathematical expression detection, extraction and recognition within image documents. There are several attributes, which must be considered when dealing with image documents containing mathematical expressions such as: multi-dimensionality, lack of ordering compared to plain text and over-segmentation during line segmentation. Although some research has already been conducted in an attempt to address these issues (Garain, 2009; Yamazaki et al., 2011), there is a need for further development in order to design a comprehensive mathematical detection system by using these methods to make them accessible by assistive technology for vision-impaired users.

## References

- Breuel, T. M. (2007, September). The hOCR microformat for OCR workflow and results. In *Document Analysis and Recognition, 2007. ICDAR 2007. Ninth International Conference on* (Vol. 2, pp. 1063-1067). IEEE.
- Breuel, T. M. (2008). The OCRopus open source OCR system. In *Proc. SPIE Document Recognition and Retrieval XV* (pp. 0F1-0F15). San Jose, CA, USA.
- Garain, U. (2009, July). Identification of mathematical expressions in document images. In *Document Analysis and Recognition, 2009. ICDAR'09. 10th International Conference on* (pp. 1340-1344). IEEE. <http://dx.doi.org/10.1109/ICDAR.2009.203>
- Haralick, R. M. (1994, June). Document image understanding: Geometric and logical layout. In *Computer Vision and Pattern Recognition, 1994. Proceedings CVPR'94., 1994 IEEE Computer Society Conference on* (pp. 385-390). IEEE. <http://dx.doi.org/10.1109/CVPR.1994.323855>
- Kise, K., Sato, A., & Iwata, M. (1998). Segmentation of page images using the area Voronoi diagram. *Computer Vision and Image Understanding, 70*(3), 370-382. <http://dx.doi.org/10.1006/cviu.1998.0684>
- Nazemi, A., & Murray, I. (2012). A Novel Complete Reading Embedded System for the Vision Impaired. *3rd Annual International Conference on Computer Science Education Innovation and Technology*. Singapore. [http://dx.doi.org/10.5176/2251-2195\\_CSEIT12.40#sthash.6PhwdNiv.dpuf](http://dx.doi.org/10.5176/2251-2195_CSEIT12.40#sthash.6PhwdNiv.dpuf)
- Nazemi, A., & Murray, I. (2013). A Method to Provide Accessibility for Visual Components to Vision Impaired. *International Journal of Human Computer Interaction (IJHCI), 4*(1), 54.
- O'Brien, S. (2012). *Optical Character Recognition*. Worcester Polytechnic Institute.
- Rigamonti, M., Bloechle, J. L., Hadjar, K., Lalanne, D., & Ingold, R. (2005). Towards a canonical and structured representation of PDF documents through reverse engineering. Paper presented at the *Document Analysis and Recognition, 2005. Proceedings. Eighth International Conference on., Vol. 2* (pp. 1050-1054).
- Shafait, F. (2009). Document image analysis with OCRopus. Paper presented at the *Multitopic Conference, 2009. INMIC 2009. IEEE 13th International., 1*(6), 14-15. <http://dx.doi.org/10.1109/INMIC.2009.5383078>

Still, M. (2006). *The Definitive Guide to ImageMagick*.

The OCRopus(tm) open source document analysis and OCR system (April, 2013). Retrieved from <https://code.google.com/p/ocropus>

Winder, A. A. (2010). *Extending the Page Segmentation Algorithms of the OCRopus Documentation Layout Analysis System* (Doctoral dissertation, Boise State University).

Yamazaki, S., Furukori, F., Zhao, Q., Shirai, K., & Okamoto, M. (2011, September). Embedding a Mathematical OCR Module into OCRopus. In *Document Analysis and Recognition (ICDAR), 2011 International Conference on* (pp. 880-884). IEEE. <http://dx.doi.org/10.1109/ICDAR.2011.180>

## Copyrights

Copyright for this article is retained by the author(s), with first publication rights granted to the journal.

This is an open-access article distributed under the terms and conditions of the Creative Commons Attribution license (<http://creativecommons.org/licenses/by/3.0/>).