

HIV Vulnerability in out-of-school adolescents and youth in Yunnan, China

Jianghong Li^{1,2}, Lijun Yang², Zhouyang Ren³, Chongbin Mo³, Dingwen Chen³, Fuqiang Dai³, Mingzhong Jiang³, Zhijie Tang³, Peter Jacoby²

¹Curtin Health Innovation Research Institute, Centre for Population Health Research, Curtin University, Perth, Australia, ²Teletthon Institute for Child Health Research, The Centre for Child Health Research, The University of Western Australia, Perth, Australia, ³Criminal Science and Technology Key Laboratory, Yunnan Provincial Police Officers Academy, Kunming, China.

Email: jianghongli@icr.uwa.edu.au

Received March 14th, 2012; accepted April 5th 2012

ABSTRACT

This study investigated multiple aspects of vulnerability to HIV in out-of-school adolescents and youth in Yunnan Province, a high HIV risk region in China. The findings show that socially disadvantaged adolescents and youth were overrepresented in the out-of school young people in Yunnan. The out-of-school young people in Yunnan exhibited 1) limited knowledge about HIV transmission and prevention, 2) a high prevalence of unprotected sexual activity, 3) high exposure to illicit drugs and alcohol use and a high prevalence of drug use in themselves, and 4) limited access to health services. There is an indication of higher exposure to risk behaviours in the younger age group. The study population used multiple media, particularly television, internet and radio, to obtain information about HIV transmission and prevention, particularly in the younger age group. These media may be an effective way of reaching this population in future HIV education and prevention programs in the region.

Keywords: HIV/AIDS education and prevention, vulnerability, out-of-school adolescents and youth, Yunnan, China

1. Introduction

Youth and adolescents are a primary population group at high risk for HIV/AIDS. In 2007, the total number persons infected with HIV reached 33.2 million: of these about 10 million cases were found in those 15 to 24 years of age and 2.5 million cases in those below age 15 [1].

While the overall HIV/AIDS prevalence remains low in China, there are regions in Yunnan Province where the prevalence is high and fast growing, with the epidemic spreading from high risk groups to the general population [2]. Yunnan Province is most affected by the HIV/AIDS with the highest number of HIV infections and AIDS patients in China (**Figures 1 and 2**) [3].

By the end of September 2008, the cumulative cases of HIV/AIDS had reached 63,322, making up 24% of the total of HIV/AIDS patients in China [4]. Adolescents and youth are increasingly affected by the spread of the HIV/AIDS epidemic in China. By the end of 2007, 0.05% of China's total population were infected with HIV, but this increased to 0.07% of the population between 14 and 49 years of age [5]. Based on the

Yunnan Provincial official statistics for 2007, more than 80% of the total HIV/AIDS cases were found in persons below age 30 [5].

Adolescents and youth have strong curiosity, which is the most common reason for initiating drug use in adolescents in Yunnan [6]. They undergo a major physiological and psychological change before reaching adulthood, and have a high tendency for risk taking behaviours. Hence they are most at risk of contracting HIV. Educating this population group about the transmission and harm of HIV/AIDS is thus the most important way of protecting them from HIV/AIDS. The Chinese Government considers as a high priority HIV education and prevention programs that target adolescents and youth. Such programs have been incorporated into the curriculum plans at all school levels (primary school, secondary school and university).

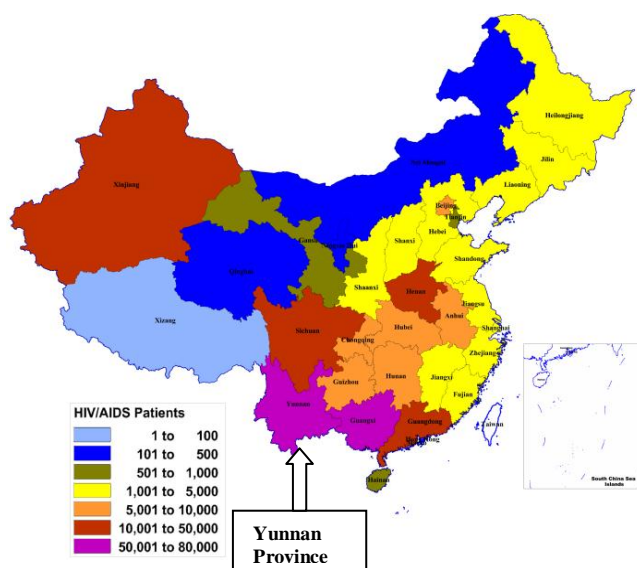


Figure 1. Cumulative reported HIV and AIDS patients in China as of the end of September 2011: cited and modified from “An assessment of China’s HIV/AIDS Epidemic in 2011” (p. 10) by China Ministry of Health, UNAIDS, and WHO, November 2011 in Beijing [3].

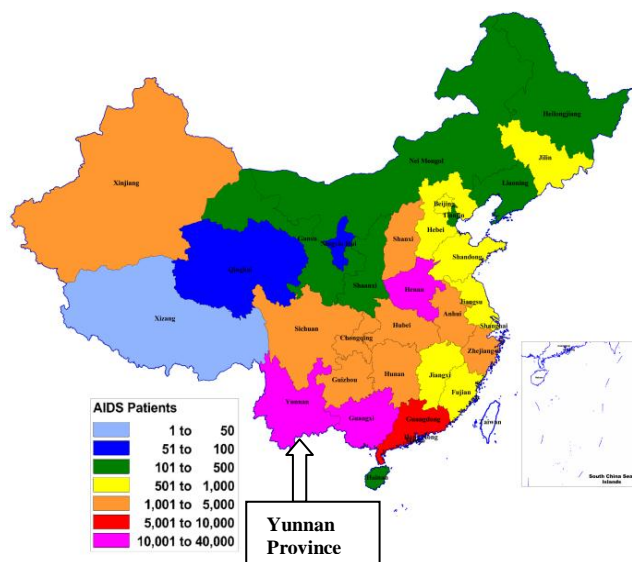


Figure 2. Cumulative reported AIDS patients in China as of the end of September 2011: cited and modified from the same source as in Figure 1.

However, adolescents and youth who have left the formal educational system are not covered by the current HIV educational programs in China. This is an important gap in China’s current HIV/AIDS prevention programs. Due to a lower level of economic development and a higher poverty rate, the rate of school nonattendance and drop out among adolescents and youth is much higher in

Yunnan than in the nation as a whole [7]. Previous research in China has shown that out-of-school adolescents and youth have several disadvantages and vulnerabilities [8]. With no or a low level of schooling, there are limited sources where they can obtain accurate and adequate information about health in general and HIV in particular. They live in a social environment where traditional social control mechanism through local communities is much weakened and hence they have little guidance and fewer constraints for risky behaviours that contribute to HIV/AIDS transmission, such as frequent and unprotected sexual activities, drug and alcohol abuse. Such vulnerability is augmented by limited knowledge about HIV transmission and prevention and limited access to health services [9-11].

Yet to date there is little research in Yunnan that has been conducted on HIV vulnerability in out-of-school adolescents and youth. This study aimed to provide reliable evidence for developing future HIV prevention and education programs targeting out-of-school young people in Yunnan Province. It described the social and demographic profiles of out-of-school adolescents and youth in Yunnan, their vulnerability to HIV, with respect to knowledge about HIV transmission paths, risk taking behaviours (unprotected sexual activity and drug abuse) and access and use of health information and services.

2. Methods

2.1. Study population

Currently, there is no consensus about defining “adolescents and youth” should be defined in research on HIV risk and vulnerability. For example, Dick, Ferguson and Ross defined those aged between 10 and 24 as “young people” at HIV risk: ages 12-19 as adolescents and ages 15-24 as youth, whereas, others define young people as those aged between 15 and 24 and target them as the primary high risk group [12]. We took the following factors into consideration in defining “out-of school adolescents and youth”, namely our study population. The terms “young people” and “adolescents and youth” will be used interchangeably in the paper. We employed the definition of adolescence by Britannica Concise Encyclopedia: adolescence is the “period of life from puberty to adulthood (approximately ages 12-20) characterized by marked physiological changes, development of sexual feelings, efforts toward the construction of identity, and a progression from concrete to abstract thought” [13]. Our definition of youth includes those youngsters 21 through to 24 years of age. In defining being “out-of-school”, we have taken into account both compulsory (primary school and junior high school) and non-compulsory

schooling (senior high to university) in China. Children commence primary schooling at age 7 for 6 years, at age 13 for junior high school for 3 years, at age 16 for senior high school for 3 years, and normally at age 19-21 for a university degree for 4 years. Some high graduates enter university later than 19 years of age because they do not pass the university entrance examination in the first year and need additional 1 to 2 years to take the examination again. The data collection targeted adolescents and youth who were at school ages (12 to 24) but who were not enrolled in a school. These young people are likely to be vulnerable not only because they are going through rapid physiological and psychological transitions but also because they tend to be only tenuously attached to the labour market due to truncated education and lack of life skills. Hence they live on the margin of the society and float out of social control mechanisms.

The study population included 248 adolescents and youth 12 to 24 years of age, who were not enrolled in school and residing in three municipalities of Yunnan Province: Kunming, Ruili and Dali. Ruili is located in southern Yunnan, borders with Burma, and has the highest HIV prevalence in Yunnan. Kunming (provincial capital, located in central Yunnan) and Dali (located in the western Yunnan) have a moderate prevalence of HIV.

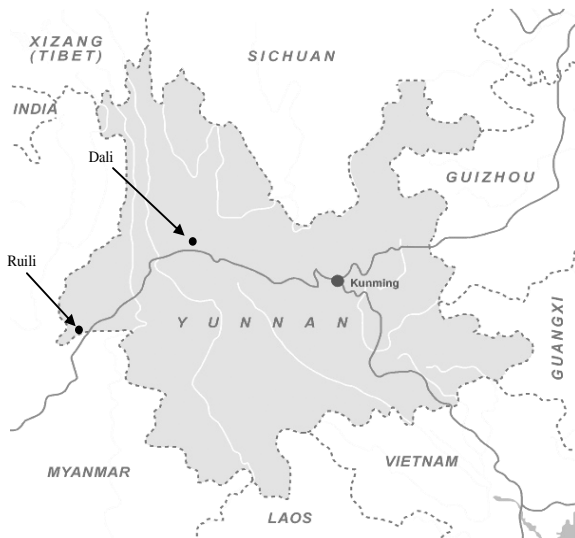


Figure 3 Yunnan's prefectures and regions

2.2. Data collection

Data collection took place between June and August 2009. A random sampling was used to select participants from two communities (one urban and one rural) in each of the three municipalities. With the assistance of the residential committee of the selected urban communities,

the local youth leaders of the sampled rural communities, a list of adolescents and youth who were out of school at the time of data collection was compiled. From this list, every two persons on the list were randomly selected for the study, with an intended a sex ratio of three males to one female, which was consistent with the sex ratio of the HIV/AIDS patients reported in the provincial statistics as of the end of 2008 [4]. In total 289 out-of-school adolescents and youth were selected for the study and to answer the questionnaire administered by trained interviewers. Two hundred and forty nine persons completed the questionnaire: 80 in Kunming, 84 in Ruili and 85 in Dali. In total 40 people declined to answer the questionnaire: out of these more were males than females and as a result, the sex ratio of the effective sample (249) was lower than the intended ratio (3 males to 1 female).

The questionnaire included questions about the socio-demographic characteristics of the participants, their family background, drug and alcohol use in parents, participants' levels of knowledge about harms related to illicit drugs and HIV/AIDS, sexual behaviours and condom use, drug use, alcohol consumption, smoking and access to and use of preventative services. The questionnaire was piloted prior to its administration and on average it took 25 minutes to complete.

Prior to completing the questionnaire, the researchers had explained the purpose and the nature of the study to the participants and sought their consent to participate. The participants were informed that they were free to leave the study at any time without providing the researchers with any reasons. The study was approved and funded by the Chinese Government and the UNICEF. Its conduct was monitored and reviewed by the HIV/AIDS Prevention and Control Office of Yunnan Provincial Health Bureau.

We considered the following risk factors for vulnerability to HIV in young people: lack of or poor education, unemployment, poverty, poor or lack of knowledge about HIV/AIDS transmission prevention, limited access to health services and commodities, early sexual debut (before age 15), unprotected sex, multiple partners, and drug and alcohol use [12].

3. Results

3.1. Sociodemographic characteristics of the study population

The average age of the respondents was 19.7 years of age, with a standard deviation of 2.3 (Table 1). About 70% of the respondents were male and 30% were females; more than 50% of them were national minorities (56%) and the majority (70.2%) lived in rural

areas. About 9% of the sample had primary schooling, 50% had junior high degree, around 31% completed senior high schooling or a trade certificate, and about 10% had a diploma or a higher degree. A significant proportion of the sample was either not in the labour market or only tenuously attached to it: 21% were unemployed and about 18% were in short-term employment. About 32% were farm labour, which is considered as the lowest occupational status in China.

Table 1. Socio-demographic characteristics of the study population (N=248)

Variable name	N	%
Mean age (STD; range)	19.72 (2.33; 12-24)	
Gender		
Male	173	69.8
Female	75	30.2
Nationality		
Han Chinese	110	44.4
Dai	80	32.3
Bai	42	16.9
Other	17	6.4
Residence		
Urban	50	20.1
Suburban	24	9.6
Rural	174	70.2
Education ^a		
Primary school	22	8.9
Junior high	124	50.0
Senior high/trade school	76	30.6
Diploma and higher	24	9.7
Employment		
Unemployed	52	21.0
Service	54	21.8
Short term employment	44	17.7
Farmer/labour	79	31.9
Other ^b	19	7.6s
Parents' marital status		
Living together	217	87.5
Separated/divorced	20	8.1
Passed away/don't know	11	4.4
Father's education		
Never been to school ^c	50	20.1
Primary school	63	25.4
Junior high	87	35.1
Senior high/trade school	31	12.5
Diploma and higher	17	6.9
Mother's education		
Never been to school	63	25.4
Primary school	83	33.5
Junior high	66	26.6
Senior high/trade school	22	8.9
Diploma and higher	14	5.6
Living arrangement		
Live with parents	173	69.8
Rent by self	50	20.2
Other	25	10.0
Financial support		
Parents	120	48.4
Self	113	45.6
Relatives, friends/other	15	6.0
Reasons for leaving school		
Finished school	113	45.6
Don't want to go to school	61	24.6

Scores not high enough for university	33	13.3
Financial reasons	21	8.4
Other reasons	20	8.1

^a Missing cases (n=2). ^b Other: small/family business (n=10), government firms (n=3), professional (n=2) and students not in formal school (n=4). ^c Including respondents who did not know their parents' education level (4.4% for father, 5.2% for mother)

The vast majority of the respondents reported that their parents (87.5%) were married and living together. About 20% of the respondents had a father with no formal schooling, and in 25.4% of them the father had only primary schooling. The corresponding figures for maternal schooling are 25.4% and 33.5% respectively. Despite that about 70% of the respondents were living with their parents, only 48.4% of them received financial support from parents, and 45.6% supported themselves or received support from relatives, friends or others. A considerable proportion of the respondents were living on their own or with others (30.2%). While about 46% of the respondents left the school because they had completed a degree, 25% of them left the school because they did not want to go to school, and 16.5% did so for financial or other reasons.

3.2. Exposure to illicit drugs and alcohol

While 4.4% of the respondents reported that their parents used illicit drugs, more than three times as many (18%) reported that one or both parents drank excessively sometimes and, in 9% of them one parent often drank excessively (**Table 2**). These percentages are higher in younger respondents (age 12-20) than in the older age group (age 21-24). There were more than three times as many respondents who had seen other drugs (K powder, ecstasy, opium and ice) than heroin which has been commonly used in Yunnan over the last two decades. In the 12-20 age group between 21% and 33% and in the 21-24 age group between 25.8% and 35.5% had seen other drugs than heroin. In 12-20 year olds, more people had seen heroin (11%) and ecstasy (32.9%) than in the 21-24 year olds (7.7% for heroin and 30.2% for ecstasy). About 20% of the respondents knew friends who used drugs: more so in the older (25.8%) than in younger (16.8%) respondents.

Table 2. Exposure to drugs and alcohol

Age 12-20 (n=155)	N	%	95% Confidence Interval (CI)
Parents use drugs			
No	148	95.5	92.2-98.8

Yes	7	4.5	1.2-7.8
Parents drink excessively			
Neither drink	112	72.3	65.3-79.3
One parent often drink excessively	15	9.7	5.0-14.4
One or both sometimes drink excessively	28	18.1	12.0-24.2
Have seen drugs			
Heroin	17	11.0	6.1-15.9
K powder	33	21.3	14.9-27.7
Ecstasy	51	32.9	25.5-40.3
Opium	49	31.6	24.3-38.9
Ice	43	27.7	20.7-34.7
Know friends who use drugs			
Yes	26	16.8	10.9-22.7
No	101	65.2	57.7-72.7
Not sure	28	18.0	12.0-24.0
Age 21-24 (n=93)	N	%	95% CI
Parents use drugs			
No	89	95.7	91.6-99.8
Yes	4	4.3	1.2-10.6
Parents drink excessively			
Neither drink	70	75.3	66.5-84.1
One parent often drink excessively	7	7.5	2.1-12.9
One or both sometimes drink excessively	16	17.2	9.5-24.9
Have seen drugs			
Heroin	2	2.2	0.3-7.6
K powder	27	29.0	19.8-38.2
Ecstasy	24	25.8	16.9-34.7
Opium	33	35.5	25.8-45.2
Ice	28	30.1	20.8-39.4
Know friends who use drugs			
Yes	24	25.8	16.9-34.7
No	48	51.6	41.4-61.8
Not sure	21	22.6	14.1-31.1
Total	N	%	95% CI
Parents use drugs			
No	237	95.6	93.0-98.2
Yes	11	4.4	1.8-7.0
Parents drink excessively			
Neither drink	182	73.4	67.8-79.0
One parent often drink excessively	22	8.9	5.3-12.5
One or both sometimes drink excessively	44	17.7	12.8-22.6
Have seen drugs			
Heroin	19	7.7	4.3-11.1
K powder	60	24.2	18.7-29.7
Ecstasy	75	30.2	24.4-36.0
Opium	82	33.1	27.1-39.1
Ice	71	28.6	22.8-34.4
Know friends who use drugs			
Yes	50	20.2	15.1-25.3
No	149	60.1	53.9-66.3
Not sure	49	19.7	14.6-24.8

3.3. Risk taking behaviours

About half of the respondents smoked in the year prior to the data collection in 2009 (49% for 12-20 year olds and 48.4% for age group 21-24) (**Table 3**). Nearly one third of the respondents drank alcohol in the last year: while

less than 10% of them became drunk all the time, more than 30% were drunk sometimes (31.6% for age 12-20 and 39.8% for age 21-24). About 3% of the 12-20 age group had used drugs and twice as many had done so in the 20-24 year olds. However, the younger age group (5.8%) was almost twice as likely as the older age group (3.2%) to report they were not sure if they had taken drugs before. About 33% of the 12-20 year olds had sex and among them 15.7% had their sexual debut before age 15; the corresponding percentages for the age 20-24 group are 62.4% and 15.5%. In the 12-20 age group, 35.3% had multiple sexual partners, compared to 27.6% of the 21-24 year olds. Despite of the fairly high prevalence of sexual activity, 23% of the all respondents had never used condoms, more so for the 12-20 year olds (25.4%) than the older age group (20.7%).

Table 3. Risk-taking behaviours

Age 12-20 (n=155)	N	%	95% CI
Ever smoked before:			
Yes	75	48.4	40.5-56.3
No/unknown	80	51.6	43.7-59.5
Smoked last year			
Yes	76	49	41.1-56.9
No	79	51	43.1-58.9
Ever drank before			
Yes	93	60	52.3-67.7
No	62	40	32.3-47.7
Drank last year			
Yes	43	27.7	20.7-34.7
No	112	72.3	65.3-79.3
Ever got drunk			
Yes all the time	9	5.8	2.1-9.5
Yes sometimes	49	31.6	24.3-38.9
No	97	62.6	55.0-70.2
Ever used drugs before			
Yes	5	3.2	0.4-6.0
No	141	91	86.5-95.5
Not sure/unknown	9	5.8	2.1-9.5
Had sex before			
Yes	51	32.9	25.5-40.3
No/no answer	104	67.1	59.7-74.5
Sexual debut < age 15			
Yes	8	15.7	10.0-21.4
No	43	84.3	78.6-90.0
Who were sex partner			
Love partner	45	88.2	83.1-93.3
Other	6	11.8	6.7-16.9
Number of sex partners			
One	34	64.7	57.2-72.2
Two or more	17	35.3	27.8-42.8
Condom use			
Almost all the time	24	47.1	39.2-55.0
> half of the time	6	11.8	6.7-16.9
< half of the time	8	15.7	10.0-21.4
Never used condom	13	25.4	18.5-32.3
Age 21-24 (n=93)	N	%	95% CI
Ever smoked before:			
Yes	51	54.8	44.7-64.9

No/unknown	42	45.2	35.1-55.3
Smoked last year			
Yes	45	48.4	38.2-58.6
No	48	51.6	41.4-61.8
Ever drank before			
Yes	69	74.2	65.3-83.1
No	24	25.8	16.9-34.7
Drank last year			
Yes	29	31.2	21.8-40.6
No	64	68.8	59.4-78.2
Ever got drunk			
Yes all the time	7	7.5	2.1-12.9
Yes sometimes	37	39.8	29.9-49.7
No	49	52.7	42.6-62.8
Ever used drugs before			
Yes	6	6.5	1.5-11.5
No	84	90.3	84.3-96.3
Not sure/unknown	3	3.2	0.7-9.1
Had sex before			
Yes	58	62.4	52.6-72.2
No/no answer	35	37.6	27.8-47.4
Sexual debut < age 15			
Yes	9	15.5	8.1-22.9
No	49	84.5	77.1-91.9
Who were sex partner			
Love partner	53	91.4	85.7-97.1
Other	5	8.6	2.9-14.3
Number of sex partners			
One	42	72.4	63.3-81.5
Two or more	16	27.6	18.5-36.7
Condom use			
Almost all the time	23	39.7	29.8-49.6
> half of the time	14	24.1	15.4-32.8
< half of the time	9	15.5	8.1-22.9
Never used condom	12	20.7	12.5-28.9
Total	N	%	95% CI
Ever smoked before:			
Yes	126	50.8	44.4-57.2
No/unknown	122	49.2	42.8-55.6
Smoked last year			
Yes	121	48.7	42.3-55.1
No	127	51.3	44.9-57.7
Ever drank before			
Yes	162	65.3	59.2-71.4
No	86	34.7	28.6-40.8
Drank last year			
Yes	72	29	23.2-34.8
No	176	71	65.2-76.8
Ever got drunk			
Yes all the time	16	6.5	3.4-9.6
Yes sometimes	86	34.6	28.5-40.7
No	146	58.9	52.6-65.2
Ever used drugs before			
Yes	11	4.5	1.9-7.1
No	225	90.7	87.0-94.4
Not sure/unknown	12	4.8	2.1-7.5
Had sex before			
Yes	109	44	37.7-50.3
No/no answer	140	56	49.7-62.3
Sexual debut < age 15			
Yes	17	15.6	11.0-20.2
No	92	84.4	79.8-89.0
Who were sex partner			
Love partner	98	89.9	86.1-93.7
Other	11	10.1	6.3-13.9

Number of sex partners			
One	76	69.7	63.8-75.6
Two or more	33	30.3	24.4-36.2
Condom use			
Almost all the time	47	43.1	36.8-49.4
> half of the time	20	18.3	13.4-23.2
< half of the time	17	15.6	11.0-20.2
Never used condom	25	23.0	17.6-28.4

3.4. Knowledge of HIV transmission and access to services

The vast majority of the respondents from both age groups understood that HIV can be transmitted (98.7%-98.9%) and that it can lead to death (85.8% - 87.1%), and the majority were also knowledgeable about one of the four paths of transmission (89.0% - 93.5%) (**Table 4**). However, less than 20% of the younger age group (18.7%) and about 22% of the older age group knew about all paths of HIV transmission.

The majority of the respondents (67.7% to 74.2) reported that they had received education about HIV but the sources of information about HIV varied considerably. Above 70% of the respondents reported TV as a source of information on HIV transmission and prevention (see last panel of **Table 4**), and a significant proportion of the respondents obtained the information from friends (34.7%), internet (35.5%), radio (41.7%), posters (38.3%) and pictures (31.5%). It is interesting to note that in the younger age group TV, internet and radio were more commonly used as a source of information than in the older age group who were more likely to report friends, posters and pictures as a source of information about HIV. The older age group was more likely to report that they knew about the voluntary counselling testing for HIV (29%) and had used such service (19.4%) than the younger age group (14.2%, 12.3% respectively).

Table 4. Knowledge about HIV transmission and access to services and educational programs

Age 12-20 (n=155)	N	%	95% CI
Know about VCT: Yes	22	14.2	8.7-19.7
No	133	85.8	80.3-91.3
Have had VCT: Yes	19	12.3	7.1-17.5
No	136	87.7	82.5-92.9
HIV can be transmitted: Yes	153	98.7	95.5-99.8
No	2	1.3	0.2-4.6
Can HIV cause death: Yes	133	85.8	80.3-91.3
No	22	14.2	8.7-19.7
HIV transmission paths			
Know at least one path	138	89	84.1-93.9
Know none	17	19	12.8-25.2
Know all four paths: Yes	29	18.7	12.6-24.8
No	126	81.3	75.2-87.4
Received HIV education: Yes	115	74.2	67.3-81.1
No	40	25.8	18.9-32.7

Source of information			
TV	119	76.8	70.2-83.4
Friends	45	29	21.9-36.1
Internet	60	38.7	31.0-46.4
Radio	71	45.8	38.0-53.6
Posters	55	35.5	28.0-43.0
Pictures	43	27.7	20.7-34.7
HV education necessary: Yes	132	85.2	79.6-90.8
No	23	14.8	9.2-20.4
Age 21-24 (n=93)	N	%	95% CI
Know about VCT: Yes	27	29	19.8-38.2
No	66	71	61.8-80.2
Have had VCT: Yes	18	19.4	11.4-27.4
No	75	80.6	72.6-88.6
HIV can be transmitted: Yes	92	98.9	94.2-99.9
No	1	1.1	0.0-5.8
Can HIV cause death: Yes	81	87.1	80.3-93.9
No	12	12.9	6.1-19.7
HIV transmission paths			
Know at least one path	87	93.5	88.5-98.5
Know none	6	6.5	1.5-11.5
Know all four paths: Yes	20	21.5	13.2-29.8
No	73	78.5	70.2-86.8
Received HIV education: Yes	63	67.7	58.2-77.2
No	30	32.3	22.8-41.8
Source of information			
TV	69	74.2	65.3-83.1
Friends	41	44.1	34.0-54.2
Internet	28	30.1	20.8-39.4
Radio	30	32.3	22.8-41.8
Posters	40	43	32.9-53.1
Pictures	35	37.6	27.8-47.4
HV education necessary: Yes	81	87.1	80.3-93.9
No	12	12.9	6.1-19.7
Total	N	%	95% CI
Know about VCT: Yes	49	19.8	14.8-24.8
No	199	80.2	75.2-85.2
Have had VCT: Yes	37	14.9	10.5-19.3
No	211	85.1	80.7-89.5
HIV can be transmitted: Yes	245	98.8	96.5-99.7
No	3	1.2	0.3-3.5
Can HIV cause death: Yes	214	86.3	82.0-90.6
No	34	13.7	9.4-18.0
HIV transmission paths			
Know at least one path	225	90.7	87.1-94.3
Know none	23	9.3	5.7-12.9
Know all four paths: Yes	49	19.8	14.8-24.8
No	199	80.2	75.2-85.2
Received HIV education: Yes	178	71.8	66.2-77.4
No	70	28.2	22.6-33.8
Source of information			
TV	188	75.8	70.5-81.1
Friends	86	34.7	28.8-40.6
Internet	88	35.5	29.5-41.5
Radio	101	41.7	35.6-47.8
Posters	95	38.3	32.2-44.4
Pictures	78	31.5	25.7-37.3
HV education necessary: Yes	213	85.9	81.6-90.2
No	35	14.1	9.8-18.4

4. Discussion

The data show that socially disadvantaged adolescents and youth were overrepresented in the out-of school young people in Yunnan. More than 55% of them were of national minorities (which make up only about 30% of Yunnan's total population) and 70% residing in rural areas, compared to 36% of the out-of school youth in Anshan City in Liaoning Province [14]. More than 45% of the out-of school young people came from families where the parents had no schooling or only primary schooling. More than 50% of the youth left school for reasons other than school completion and they relied on themselves, friends or others for financial support.

The out-of-school young people in Yunnan live in the epicentre of drug abuse of China, with a high level of exposure to illicit drugs. By the end of 2008 there were 99,000 registered drug users in Yunnan, making 0.2% of the total population (42.36 million) [3]. However, more than 20 times as many respondents in our study population (4.4%) reported that their parents used illicit drugs, and 4.5% of them used drugs themselves also, a prevalence that is also higher than that in out-of-school youth in Anshan, Liaoning Province (3.8%) [14]. About 20% of the respondents reported that their friends used drugs. The true prevalence of drug use in the study population could be higher because 4.8% of the respondents were not sure if they had ever used drugs, which could reflect a reluctance to admit using drugs due to social undesirability or stigma [15].

Our findings show that K power, ecstasy, ice and opium have become much more commonly used than heroin now in Yunnan. These drugs are relatively new to the Chinese setting. Curiosity and lack of knowledge about the harm of abusing new drugs are likely to be the main reasons for increasing number of youth initiating these drugs. Use of some of these new drugs not only causes physical and psychological harms but it also reduces sexual inhibition and increases unprotected sexual activities [16], a primary risk factor for HIV transmission. Being drug users and being sexual active without protection places some out-of school youth at double risks for HIV transmission. Hence prevention of drug abuse should be a critical element of HIV education and prevention.

Sexual contact has become a major path of HIV transmission in Yunnan. Based on official figures from January to September 2009, 64.5% of HIV infections were transmitted through sex [17]. Our findings have shown that more than 44% of the out-of-school adolescents and youth in Yunnan had sex prior to the survey, and a considerable proportion of them had sexual

debut at or below age 15. Having multiple sexual partners and never using condom was more common in the younger age group (35.3%, 25.4% respectively) than in the older age group (27.6% and 20.7% , respectively). The high prevalence of unsafe sex in the out-of-school young people in Yunnan may be attributed to several factors. Many of this population migrated from rural areas to cities to look for work. Being a transition population, lack of social and economic support, isolation and lack of adequate knowledge about HIV or of access to condoms may have lead them into unsafe sex as a way of finding stimulation and emotional support.

Despite that the vast majority of the study population reported to have received education about HIV transmission and prevention (72%), only about 20% knew all transmission paths or knew about the VCT, and less than 15% of them had ever used the VCT service. This suggests that future HIV education programs need to target this vulnerable population with much deeper knowledge about HIV transmission and prevention and harms associated with drug use, particularly drugs that are new to the Chinese setting. Our results show that there are multiple channels through which such knowledge can be disseminated, including television, internet, radio, posters/pictures and friends. The use of television, internet and radio has become a more common source of information for the younger than the older age group. It is likely that these media will continue to gain popularity in the future as a way of reaching the out-of-school youth for HIV education.

In summary, the out-of-school young people in Yunnan exhibited similar vulnerability to HIV as found in out-of-school young people in Beijing [9] [11], Liaoning Province (North China) [14], and Hunan Province (Central China) [18]: lack or limited knowledge about HIV transmission and prevention, a high prevalence of sexual activity with multiple partners but with low levels of condom use. In addition, the out-of-school young people in Yunnan demonstrated a high exposure to illicit drugs and a high prevalence of drug use amongst themselves, as also found in other high HIV risk areas of China (e.g., Guizhou and Guangxi) [19-20]. Further, our study has shown an important trend: the exposure to parental drug use and alcohol abuse, to heroin and ecstasy, the prevalence of having multiple sexual partners and non-use of common is higher in younger than older out-of-school young people.

5. Conclusions

With increasing difficulties in finding employment in university graduates in recent years in China [21] and increases in school-age migrants into urban areas [22], the number of out-of-school adolescents and youth who drift into the margin of society will increase. Reaching them for HIV education represents a great challenge as this is a highly mobile population in terms of residence and work, with tenuous connections to, the family, community and the labor market. As our study has shown, use of multiple media, particularly television, internet and radio, is likely to be an effective way of providing this population with adequate education about HIV prevention.

REFERENCES

- [1] China News Network Beijing, "Overview of the current situation of the global HIV/AIDS epidemic," 2008. http://news.xinhuanet.com/world/2008-08/06/content_8998322.htm
- [1] China News Network Beijing, "Overview of the current situation of the global HIV/AIDS epidemic," 2008. http://news.xinhuanet.com/world/2008-08/06/content_8998322.htm
- [2] UNAIDS, China Ministry of Health and WHO, "Joint Review Report of HIV/AIDS Prevention in China," 2007. http://www.gov.cn/xwfb/2007-11/29/content_820426.htm
- [3] China Ministry of Health, UNAIDS, and WHO. "An assessment of China's HIV/AIDS Epidemic in 2011" November 2011, Beijing. <http://www.moh.gov.cn/publicfiles/business/htmlfiles/mohjbyfkzj/s3586/201201/53957.htm>
- [4] Y. Chen and Q. Li. "Yunnan Provincial Report: Cumulative HIV/AIDS cases reach 63,322," 2008. http://www.yn.xinhuanet.com/newscenter/2008-11/27/content_15032917.htm
- [5] Yunnan Provincial Centre for Disease Control and Prevention, 2009 (Unpublished material).
- [6] L. Yang, J. Li, Y. Zhang, W. Zhang, F. Dai, and B. Maycock. "Reported reasons for initiating drug use among drug-dependent adolescents and youth in Yunnan, China," *The American Journal of Drug and Alcohol Abuse*, Vol.35, 2009, pp. 445-453.
- [7] Y. Fu, and Q. Gao. "Summary report of the development of Science, Technology and Education in West China," 2005. http://www.china.com.cn/zhuanti2005/txt/2005-11/03/content_6019101.htm
- [8] Y. Ma. "Strategies for reducing vulnerability to HIV/AIDS in adolescents and youth," *Chinese Journal of Reproductive Health*, 2008, Vol.19, No. 3, pp.139-143.
- [9] C. Wang, Y. Ma and S. Ding. "Analysis of HIV vulnerability in out-of-school adolescents and youth in Beijing," *Chinese School Health*, 22007, Vol. 8, No. 10, pp.873-877.

- [10] C. Chang, L. Chen, X. Sun, L. Zhang, D. Tian and X. Zhang. "A holistic approach to analysing HIV vulnerability in out-of-school young people," Beijing University Journal (Medicine Section), 2007, Vol.39, No. 3, pp.132-135.
- [11] Y. Ma, S. Ding and C. Wang. "HIV/AIDS vulnerability and contributing factors in out-of-school migrant school age children in Beijing," Beijing University Journal (Medicine Section), 2007, Vol. 39, No. 2, pp.32-135.
- [12] B. Dick, J. Ferguson and D.A. Ross. "Preventing HIV/AIDS in young people: A systematic review of the evidence from developing countries," WHO Technical Report Series 938, 2006, pp.1-2.
- [13] Encyclopædia Britannica, Inc. "Britannica Concise Encyclopedia,"1994-2008.
<http://encyclopedia2.thefreedictionary.com/adolescence>
- [14] H. Hu, L. Chen and C. Chang. "High HIV risky behaviours in out-of-school adolescents and youth and contributing social factors," Journal of Disease Control, 2007, Vol. 4, No. 11, pp.333-335.
- [15] R. Deng, J. Li, L. Sringeriyuang and K. Zhang. "Drug abuse, HIV/AIDS, and stigmatisation in a Chinese indigenous community," Social Science & Medicine, 2007, Vol. 64, pp.1560-1571.
- [16] N. Wang. "Drug use is the main contributing factor for HIV transmission in China and abuse of new illicit drugs leads to sexual promiscuity," 2008.
http://www.china.com.cn/news/2008-12/01/content_16879079.htm
- [17] F. Liu and C. Zhou. "Yunnan Dali gay men night club incident: most homosexual men are located in rural areas,"2009.
<http://health.sohu.com/20091221/n269088061.shtml>
- [18] S. Teng, H. Peng, M. Luo and X. Tang. "A study of knowledge about HIV/AIDS in rural out-of-school adolescents and youths," Practical Preventive Medicine, 2005, Vol. 12, No. 6, pp. 1389-1390.
- [19] C. Long. "An investigation of high risk behaviour and HIV vulnerability in adolescents and youth outside school in Guizhou Province," Northwest Population, 2007, Vol. 28, No. 6, pp.95-101.
- [20] S. Luo. "On the high risk behaviours of out-of-school youngsters and their vulnerability to HIV/AIDS," Journal of Guangxi University for Minority Nationalities (Medical Anthropology Edition), 2006, Vol. 28, No. 3, pp.39-42.
- [21] C. Dong. "Substantial decrease in the employment rate amongst more than 100,000 university graduates since the end of last year," 2009.
<http://news.163.com/09/0628/11/5CT1QAFU000120GR.html>
- [22] Z. Zhang and J. He. "Difficulties for university graduates to find work and for employers to recruit workers in Wuhan Province," 2008.
<http://news.sohu.com/20081112/n260599526.shtml>