

Curtin University of Technology
School of Economics and Finance
Working Paper Series 05:09

Effects of Supply and Demand Disturbances on Real Commodity Prices: The
US, UK and Japanese Experience

by

Pat Fraser
University of Aberdeen Business School

Garry Macdonald
Curtin University of Technology,

Harry Bloch
School of Economics and Finance,
Curtin University of Technology,
GPO Box U1987, Perth WA 6845
Ph. 61-8-92662035
Fax. 61-8-92663026
Email: Harry.Bloch@cbs.curtin.edu.au

ISSN 1035-901X
ISBN 1 740673743

Effects of Supply and Demand Disturbances on Real Commodity Prices: The US, UK and Japanese Experience

by

Harry Bloch
Department of Economics
Curtin Business School
Curtin University of Technology
GPO Box U1987
Perth WA 6845
Australia
Phone: +61 8 9266 2035
Fax: +61 8 9266 3026
E-mail: blochh@cbs.curtin.edu.au

Patricia Fraser
University of Aberdeen Business School
Department of Accountancy and Finance,
Edward Wright Building, Dunbar Street,
Aberdeen AB24 3QY
Scotland, UK
Phone: +44 (0) 1224 272210
Fax: +44 (0) 1224 272214
E-mail: prof.p.fraser@abdn.ac.uk

Garry MacDonald
Department of Economics
Curtin Business School
Curtin University of Technology
GPO Box U1987
Perth WA 6845
Australia
Phone: +61 8 7724
Fax: +61 8 9266 3026
E-mail: MacDonaldG@cbs.curtin.edu.au

Abstract

Using forty-one years of monthly data, this paper assesses the impact of economy-wide supply and demand shocks on commodity prices in three of the world's major economies. Utilising a small theoretical macro model, empirical results support the hypothesis that the relationship between real commodity prices and inflation can be either positive or negative depending on the relative importance of supply and demand shocks in the national economy. Our results also show that differences occur across economies with the UK commodity returns registering more sensitivity to demand shocks than those of US and Japanese markets. Supply and demand components of commodity prices have also varied over time and across economies, suggesting that commodity markets are not fully globally integrated but are highly sensitive to national influences.

Key words: real commodity prices; demand and supply shocks; SVAR; variance decompositions.

JEL classification codes: C22, E0, E3, G1, G12

1. Introduction

There exists a substantial literature on the relationship between commodity prices and the macroeconomy with a major interest being the contribution of the commodity pricing process to changes in aggregate price levels and their importance as forward indicators of the inflation cycle (e.g. Bosworth and Lawrence (1982), Beckerman and Jenkinson (1986), Rowlatt (1988), Cristini (1995), Cashin *et al.* (2002), Fraser and Rogers (1992) and Artis *et al.* (1995), Mahdavi and Zhou (1997), Bloch *et al.* (2004).

While, in general, research has supported a significant relationship between commodity price movements and inflation, the strength and sign of this relationship appears to vary over time: Rowlatt (1988) for example using data from 1969 to 1985, reports evidence showing periods when the relationship between changes in commodity prices and inflation is significantly positive (1973 to 1975 and 1979 to 1981), but also that the total impact for the full sample period is insignificant. More recently, Cristini (1995) reports empirical estimation for the period 1961 to 1984, which shows that inflation is, in least in part, an increasing function of increases in primary commodity prices. The work of Bloomberg and Harris (1995), drawing on data for the 1970-1994 period, cannot support the hypothesis of a long-run link between commodity prices and consumer prices although they report evidence to show that commodity prices can predict short-run changes in core inflation but that such predictive power varies over time. In a similar vein, Bloch *et al.* 2004, indicates that estimates of the elasticity of inflation with respect to commodity prices are considerably higher when using pre-war and post-war data than those from studies based on post-war data alone.

This paper adds to this strand of the literature by focusing on the dynamics of the relationship between commodity prices and the price level by investigating and

comparing the response of commodity prices to supply and demand disturbances in three large economies – the US, UK and Japan. The basic argument is that because of their dominant short-run asset-like characteristics, commodity prices will react differently to different types of shocks to the economy. For example, positive economy-wide supply shocks will have a positive relationship with real commodity prices, the supply shock acting as a proxy for future expected movements in real activity and have a negative relationship with inflation, so we have a negative relationship between real commodity returns (changes in real commodity prices) and inflation when faced with supply shocks. While positive demand shocks will have a positive relationship with changes in real commodity prices, their impact on inflation will also be positive, so we have a positive relationship between real commodity price returns and inflation when the economy is hit by demand shocks. As far as the authors are aware, the impact of economy-wide supply and demand shocks on commodity prices is an area of the literature that remains unexplored. A further interesting aspect of this paper is that it compares and contrasts these effects across economies thus signalling the extent to which commodity price patterns differ across national boundaries.

In order to assess the differential effects of supply and demand shocks we analyse monthly US, UK and Japanese data from 1960:1 through 2001:6 on commodity prices and producer prices using a Structural Vector Autoregression (SVAR) approach and the Blanchard and Quah (1989) (BQ) identification procedure. Essentially, the BQ procedure is based on long-run restrictions to distinguish between economy-wide demand and supply shocks and thus is able to provide insight on the differential effect of different types of shocks and why the dynamics of the commodity price – inflation relationship may change over time.

The structure of our paper is as follows. In section 2 we set out a simple macro model which we use to motivate restrictions. We also explain the way in which we identify demand and supply shocks and compute the decomposition of commodity prices into demand and supply components. We go on in section 3 to a discussion of the data used, including preliminary statistics, before turning to a discussion of our results in section 4. Conclusions are presented in section 5.

2. The Theoretical Model and the Structural VAR

The model is adapted to commodity prices from the output growth-unemployment model of Blanchard and Quah (1989), and the stock return-dividend models of Lee (1995, 1998). Assuming (log) commodity prices (cp_t) and (log) producer prices (p_t) are I(1) suggests that the two series can be affected by more than one type of disturbance and, as such, can be modelled as the sum of these components. We assume that there are two kinds of disturbances in the producer price and commodity price processes: supply and demand disturbances. Supply disturbances have a permanent effect on real commodity prices while demand disturbances may have a temporary effect on real commodity prices. Neither shock has long-run effects on changes in commodity prices or inflation.

Following Blanchard and Quah (1989) and Hess and Lee (1999), we use a simple model to illustrate the differential effects of supply and demand shocks on commodity prices and the price level as follows:

$$y_t = y_t^d + y_t^s \tag{1}$$

$$y_t^d = m_t - p_t - r_t \tag{2}$$

$$y_t^s = \theta_t + N_t \tag{3}$$

$$p_t = m_t - \theta_t - r_{t-1} \quad (4)$$

$$r_t = -am_t, \quad 0 < a < 1 \quad (5)$$

$$cp_t = y_t + E_t \sum_k \rho^k \Delta y_{t+k} + k^* \quad (6)$$

where y_t^d is the demand component of (log) output and y_t^s the supply component of (log) output; m_t is the (log) money supply; p_t is the (log) of the price level; r_t is the interest rate; θ_t is the (log) of productivity; N_t is the (log) of employment, and a captures the gradual adjustment of prices and aggregate demand vis-à-vis the impact of monetary policy on interest rates. cp_t denotes (log) real commodity prices, which is modelled as the present discounted sum of the future path of output growth in the economy (i.e. from $k=0$ to infinity (\sum_k)), ρ is a discount factor and $0 < \rho < 1$ (see Hansen and Sargent (1980), Lee (1995, 1998)), k^* is a constant, and Δy_t is output growth. Hence, the commodity price-output spread will widen (shrink) according to players expectations regarding the future state of the economy.

The model is closed by assuming:

$$m_t = m_{t-1} + e_t^d \quad (7)$$

$$\theta_t = \theta_{t-1} + e_t^s \quad (8)$$

where e_t^d and e_t^s are serially uncorrelated and mutually orthogonal demand and supply disturbances, due to monetary and productivity shocks respectively.

Given equations 1 through 8, the output growth, inflation and commodity price-output ratio (ignoring the constant term) processes are given by:

$$\Delta y_t = y_t - y_{t-1} = e_t^s + a(1-L)e_t^d \quad (9)$$

$$\pi_t = p_t - p_{t-1} = -e_t^s + (1+aL)e_t^d \quad (10)$$

$$cp_t - y_t = e_t^s + a(1 - \rho)e_t^d - ae_{t-1}^d \quad (11)$$

where, Δy_t is output growth, π_t is inflation and $cp_t - y_t$ is the commodity price-output ratio.

Within this framework we can identify a supply shock as having a temporary, positive contemporaneous effect on real commodity returns, Δcp_t , with a permanent effect on the level of commodity prices. However a supply shock will have a temporary, negative contemporaneous effect on inflation, π_t , (hence a negative relationship between commodity returns and inflation – see for example Fama (1981), Hess and Lee (1999)). A demand shock however will have a temporary, positive contemporaneous effect on both commodity returns and inflation (hence a positive relationship between commodity returns and inflation) and a temporary effect on the level of commodity prices.

According to a form of Wold's decomposition theorem (Hannan, 1970), if Δcp_t and π_t are stationary processes we can model them as past values of themselves in the form of a Bivariate Vector Autoregression (BVAR) of the form $(\Delta cp_t, \pi_t)$, and from this derive a Bivariate Moving Average Representation (BMAR), that will be have restrictions consistent with the class of structural model discussed above.

The restrictions imposed on the BMAR can be illustrated as follows. Consider a two variable vector autoregression (BVAR) z_t consisting of Δcp_t and π_t :

$$z_t = \begin{bmatrix} \Delta cp_t \\ \pi_t \end{bmatrix} = \begin{bmatrix} \sum_k a_{11}^k \Delta cp_{t-k-1} + \sum_k a_{12}^k \pi_{t-k-1} + u_1 \\ \sum_k a_{21}^k \Delta cp_{t-k-1} + \sum_k a_{22}^k \pi_{t-k-1} + u_2 \end{bmatrix} \quad (10)$$

where u_1 is a supply shock and u_2 is a demand shock.

In more compact form:

$$z_t = A(L)z_{t-1} + u_t \quad (11)$$

where $A(L) = [A_{ij}(L)] = \sum_k a_{ij}^k L^k$ for $i, j = 1$ and 2 ;

$$u_t = [u_{1t}, u_{2t}]' = z_t - E(z_t / z_{t-s}, s \geq 1);$$

$$\text{VAR}(u_t) = \Omega = \sigma_{ij} \text{ for } i, j = 1 \text{ and } 2.$$

Hence u_t is a non-orthonormalized innovation in z_t .

Since the supply and demand shocks are unobservable, the problem is to recover them from the VAR estimation. By the Wold representation theorem, there exists a bivariate moving average representation (BMAR) of z_t :

$$z_t = \begin{bmatrix} \Delta c p_t \\ \pi_t \end{bmatrix} = \begin{bmatrix} \sum_k c_{11}^k e_{t-k}^s + \sum_k c_{12}^k e_{t-k}^d \\ \sum_k c_{21}^k e_{t-k}^s + \sum_k c_{22}^k e_{t-k}^d \end{bmatrix} \quad (12)$$

or

$$z_t = C(L)e_t \quad (13)$$

where $C(L) = [C_{ij}(L)] = \sum_k c_{ij}^k L^k$ for i, j for $i, j = 1$ and 2 , and $e_t = [e_t^s, e_t^d]'$, with the two innovations in e_t being serially uncorrelated by construction and contemporaneously uncorrelated by an orthogonalization. The variance of the vector, $e_t = [e_t^s, e_t^d]'$ is the identity matrix of rank 2 by a normalisation.

The critical insight is that the BVAR residuals u_t are composites of the pure innovations, e_t . Comparing the BMAR in (12) (or (13)) with the BVAR in (10) (or (11)), estimates of $C(L)$, can be obtained by noting that:

$$C^o e_t = u_t \quad (14)$$

and

$$z_t = C(L)e_t = [I - A(L)]^{-1} u_t \quad (15)$$

where $C^o = [c_{ij}^k]$ with $k=0$. Using (5) and (6) implies that:

$$C(L) = [I - A(L)L]^{-1} C^o \quad (16)$$

Hence, given an estimate of $A(L)$, we require an estimate of C^o to calculate $C(L)$, which can be calculated by taking the variance of each side of (14):

$$C^o C^o = \Omega = [\sigma_{ij}] \text{ for } i, j = 1, \text{ and } 2 \quad (17)$$

The relationships between the BVAR and the BMAR provide three restrictions for the four elements of C^o so we need one additional restriction to just identify the four elements of C^o (see Blanchard and Quah (1989)). This is:

$$\sum_k c_{12}^k = 0 \quad (18)$$

The moving average coefficient c_{12}^k measures the effect of e_t^d on Δcp_t after k periods and $\sum_k c_{12}^k$ denotes the cumulative effect of e_t^d . Setting $\sum_k c_{12}^k = 0$, therefore requires that the innovation e_t^d does not permanently influence the underlying index of commodity prices. Essentially, the coefficients c_{ij}^k in (12) represent shocks in particular variables and because e_t is serially and contemporaneously uncorrelated, we can allocate the variance of each element in z_t to sources in elements of e_t and this forecast error decomposition can be used to measure relative importance of supply and demand shocks to commodity prices and inflation.

3. Data and Preliminary Statistics

Monthly commodity price indices for world markets are collected from *The Economist* and are deflated by the relevant Producer Price Index for the US, UK and Japan collected from *Datastream*. The sample period is 1960:1 to 2001:6. Each (real) commodity price and producer price series is then transformed into natural logarithms and first differences taken, thus providing a time series of continuously compounded

(real) commodity returns (i.e. $\ln(cp_t)-\ln(cp_{t-1})$ or Δcp_t), and a time series of inflation (π_t) for the US, UK and Japan.

Table 1 provides summary statistics for the series under consideration.

Table 1. Summary Statistics

Country	Mean	S.D.	J-B
US: Δcp_t	0.002	0.028	54.006 (0.000)
π_t	0.003	0.005	396.708 (0.000)
UK: Δcp_t	-0.002	0.029	69.140 (0.000)
π_t	0.005	0.006	1026.303 (0.000)
Japan: Δcp_t	0.002	0.028	507.01 (0.000)
π_t	0.002	0.006	60916.91 (0.000)

Note. S.D. denotes standard deviation and J-B is the Jarque-Bera test statistic for normality of the series and the numbers in parenthesis below the J-B statistics are probability values. Δcp_t is the monthly change in the (log) of the real commodity price index and π_t is monthly producer price inflation over the period 1960:1 to 2001:6 .

While mean commodity price returns are of similar magnitude for all three countries, the UK mean value is negative over the period while for the US and Japan this is positive. All the commodity price return series display similar variability. Over the period, average inflation is highest in the UK and least in Japan, with US inflation displaying least variability. All variables show significant departures from normality.

Table 2 below provides full sample and sub-sample simple correlation statistics between commodity prices and the corresponding inflation series for each of the countries in the sample period.

Table 2. Full Sample and Sub-Sample Correlations Between Real Commodity Price Returns and Inflation

Country	Correlations 1960:1 – 2001:6
US: $\Delta cp_t, \pi_t$	0.003
UK: $\Delta cp_t, \pi_t$	-0.137
Japan: $\Delta cp_t, \pi_t$	-0.0001
	Correlations 1960:1 – 1969:12
US: $\Delta cp_t, \pi_t$	-0.195
UK: $\Delta cp_t, \pi_t$	-0.161
Japan: $\Delta cp_t, \pi_t$	0.156
	Correlations 1970:1 – 1979:12
US: $\Delta cp_t, \pi_t$	0.046
UK: $\Delta cp_t, \pi_t$	-0.296
Japan: $\Delta cp_t, \pi_t$	-0.022
	Correlations 1980:1 – 1989:12
US: $\Delta cp_t, \pi_t$	-0.052
UK: $\Delta cp_t, \pi_t$	-0.092
Japan: $\Delta cp_t, \pi_t$	-0.144
	Correlations 1990:1 – 2001:6
US: $\Delta cp_t, \pi_t$	-0.084
UK: $\Delta cp_t, \pi_t$	-0.042
Japan: $\Delta cp_t, \pi_t$	-0.084

The US commodity return-inflation relationship changes sign, going from negative in the 1960s to positive in the 1970s and negative thereafter. In the Japanese case, the correlations also change sign but from positive in the 1960s to negative in the 1970s, 1980s and 1990s, while for the UK, the degree of association between the two variables is negative over both the full sample and sub-sample periods. The magnitude of the correlation statistics also change over time with the statistics indicating that the strongest degree of association is 1960s for the US and Japan but

the 1970s for the UK. Such correlations can of course be influenced by changes in the deterministic component of commodity prices as well as those of supply and demand. Overall, these summary statistics provide some motivation for examining whether the types of shocks hitting the economy affect the commodity return-inflation relationship.

Before we embark on the main empirical results however, we first analyse the time series properties of the data. This is important not least as the model set out in the previous two sections requires that real commodity prices and the producer price index be I(1). The model is also specified on the assumption that, if commodity prices and producer prices are indeed I(1), they are not cointegrated. We therefore proceed to unit root and cointegration tests, which are reported in Tables 3a and 3b.

Table 3a. Unit Root Tests and Tests for Stationarity

Test	cp_t	p_t	Δcp_t	π_t
(i) ADF (4) Intercept, no trend				
US	-2.027	-0.843	-7.882	-6.043
UK	-0.996	-1.073	-7.729	-4.523
Japan	-1.377	-0.215	-4.158	-3.587
(ii) ADF (4) Intercept and trend				
US	-1.717	-0.359	-7.957	-6.084
UK	-2.300	-0.181	-7.768	-4.633
Japan	-1.981	-0.775	-8.367	-5.598

Note: ADF (4) denotes the Augmented Dickey-Fuller test at a lag length of 4. The 5% critical value for tests without a trend is -2.8751 ; for tests including a trend it is -3.4319 .

For US, UK and Japan both (log) real commodity prices and (log) producer prices are clearly I(1), in the absence or presence of a trend term in the Dickey-Fuller equation.¹

Before concluding that our model specification is correct, we test for cointegration between cp_t and p_t for each of the countries using the two-step Engle-Granger procedure.

Table 3b. Engle-Granger Cointegration Tests

	No trend	With trend
US	-1.592	-1.691
UK	-1.605	-1.686
Japan	-2.594	-2.678

Notes: the 5% critical value for the Engle-Granger test without trend is -3.3660 and for the case with a trend it is -3.8257 .

It is clear from table 3b that the two variables are not cointegrated for any of the countries in the sample. The statistical nature of the variables therefore supports our specification of the VAR as one in the log first-differences of real commodity prices and producer price inflation. We now turn to the estimation and simulation of this model.

4. Empirical Results

Results of the standard tests of the optimal lag length (not reported) indicate that for the US 13 lags is optimal, for UK, this is 20 lags while for Japan the optimal lag length is 10. In all cases the optimal lag length is decided by considering the Akaike Information Criterion (AIC) and the Schwartz Information Criterion (SC). Having identified the supply and demand shocks by imposing the restrictions as described in the theoretical section above, we can now examine the variance decompositions of

¹ We also computed the ADF tests for lags up to 0, 1, 2 and 3. The results are qualitatively similar to those reported above in Table 3a.

commodity returns and inflation and the dynamic effects of each type of shock on commodity returns, inflation and on commodity prices themselves over various horizons.

Tables 4a through 4f below shows the variance decomposition of commodity price returns and inflation to supply and demand shocks for each of the countries in the sample.

Table 4a

US Commodity Price Returns: Variance Decomposition

Period	S.E.	Supply Shock	Demand Shock
1	0.026704	82.15930	17.84070
2	0.027691	82.46891	17.53109
3	0.027867	82.58336	17.41664
4	0.027887	82.53817	17.46183
5	0.027962	82.13496	17.86504
6	0.028016	82.16175	17.83825
7	0.028127	82.29403	17.70597
8	0.028174	82.02097	17.97903
9	0.028203	82.05820	17.94180
10	0.028341	81.84065	18.15935
11	0.028550	81.93363	18.06637
12	0.028616	82.01585	17.98415
13	0.028709	82.07501	17.92499
14	0.028823	81.90056	18.09944
15	0.028839	81.85233	18.14767
16	0.028841	81.84580	18.15420
17	0.028843	81.84171	18.15829
18	0.028855	81.78962	18.21038
19	0.028867	81.72990	18.27010
20	0.028876	81.68238	18.31762

Table 4b.

US Producer Price Inflation: Variance Decomposition

Period	S.E.	Supply Shock	Demand Shock
1	0.026704	15.36931	84.63069
2	0.027691	14.47084	85.52916
3	0.027867	14.75878	85.24122
4	0.027887	14.78185	85.21815
5	0.027962	15.73753	84.26247
6	0.028016	16.22981	83.77019
7	0.028127	15.83621	84.16379
8	0.028174	15.99454	84.00546
9	0.028203	16.82425	83.17575
10	0.028341	16.43749	83.56251
11	0.028550	16.45984	83.54016
12	0.028616	16.39999	83.60001
13	0.028709	15.74978	84.25022
14	0.028823	17.07513	82.92487
15	0.028839	18.11029	81.88971
16	0.028841	18.06121	81.93879
17	0.028843	18.10867	81.89133
18	0.028855	18.56530	81.43470
19	0.028867	18.35836	81.64164
20	0.028876	18.64097	81.35903

Table 4c.

UK Commodity Price Returns: Variance Decomposition

Period	S.E.	Supply Shock	Demand Shock
1	0.026226	65.87837	34.12163
2	0.027111	66.51817	33.48183
3	0.027346	67.08660	32.91340
4	0.027494	67.30813	32.69187
5	0.027598	67.34165	32.65835
6	0.027768	66.58822	33.41178
7	0.027941	66.14953	33.85047
8	0.027948	66.11687	33.88313
9	0.028002	66.15009	33.84991
10	0.028289	66.77931	33.22069
11	0.028724	67.77749	32.22251
12	0.028830	67.67858	32.32142
13	0.028909	67.35286	32.64714
14	0.028946	67.42549	32.57451
15	0.028987	67.51733	32.48267
16	0.029022	67.59377	32.40623
17	0.029109	67.39153	32.60847
18	0.029144	67.44659	32.55341
19	0.029250	67.30518	32.69482
20	0.029872	64.95738	35.04262

Table 4d.

UK Producer Price Inflation: Variance Decomposition

Period	S.E.	Supply Shock	Demand Shock
1	0.026226	45.15589	54.84411
2	0.027111	44.61597	55.38403
3	0.027346	43.84530	56.15470
4	0.027494	43.33701	56.66299
5	0.027598	41.56348	58.43652
6	0.027768	41.68729	58.31271
7	0.027941	42.21539	57.78461
8	0.027948	42.04857	57.95143
9	0.028002	41.68135	58.31865
10	0.028289	40.26754	59.73246
11	0.028724	40.12992	59.87008
12	0.028830	39.55480	60.44520
13	0.028909	38.77639	61.22361
14	0.028946	37.51713	62.48287
15	0.028987	37.42096	62.57904
16	0.029022	36.88802	63.11198
17	0.029109	37.03618	62.96382
18	0.029144	36.54612	63.45388
19	0.029250	36.33532	63.66468
20	0.029872	35.53520	64.46480

Table 4e.

Japan Commodity Price Returns: Variance Decomposition

Period	S.E.	Supply Shock	Demand Shock
1	0.026747	93.15835	6.841654
2	0.027653	93.55626	6.443741
3	0.027827	93.62969	6.370314
4	0.027872	93.33515	6.664855
5	0.027921	93.02319	6.976809
6	0.027950	92.96197	7.038033
7	0.028047	93.00278	6.997220
8	0.028133	92.50593	7.494070
9	0.028155	92.51755	7.482451
10	0.028319	92.56122	7.438783
11	0.028471	92.60785	7.392154
12	0.028524	92.54790	7.452097
13	0.028533	92.49863	7.501370
14	0.028535	92.48833	7.511674
15	0.028537	92.48957	7.510427
16	0.028542	92.48156	7.518441
17	0.028550	92.42643	7.573572
18	0.028558	92.38930	7.610699
19	0.028562	92.36728	7.632723
20	0.028566	92.34315	7.656852

Table 4f.

Japan Producer Price Inflation: Variance Decomposition

Period	S.E.	Supply Shock	Demand Shock
1	0.026747	8.434410	91.56559
2	0.027653	6.629560	93.37044
3	0.027827	6.138321	93.86168
4	0.027872	5.979224	94.02078
5	0.027921	5.762017	94.23798
6	0.027950	6.010964	93.98904
7	0.028047	6.791934	93.20807
8	0.028133	8.409982	91.59002
9	0.028155	9.257918	90.74208
10	0.028319	9.324702	90.67530
11	0.028471	10.48739	89.51261
12	0.028524	11.73445	88.26555
13	0.028533	12.49771	87.50229
14	0.028535	12.90215	87.09785
15	0.028537	13.21896	86.78104
16	0.028542	13.61600	86.38400
17	0.028550	14.19068	85.80932
18	0.028558	14.67937	85.32063
19	0.028562	14.92913	85.07087
20	0.028566	15.19979	84.80021

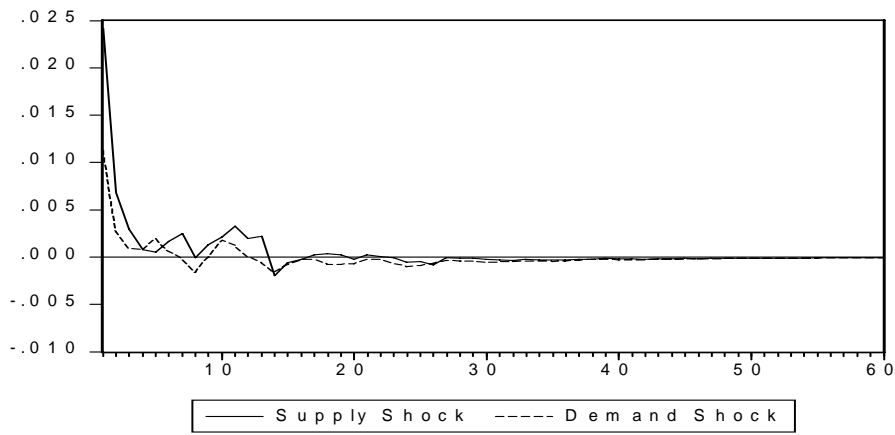
The above tables show that for the US, and even more so for Japan, the variance of commodity prices is dominated by supply shocks while the variance of

inflation is dominated by demand shocks. While for the UK, a similar pattern emerges, for both commodity returns and inflation the proportion of variance accounted by demand shocks is relatively higher.

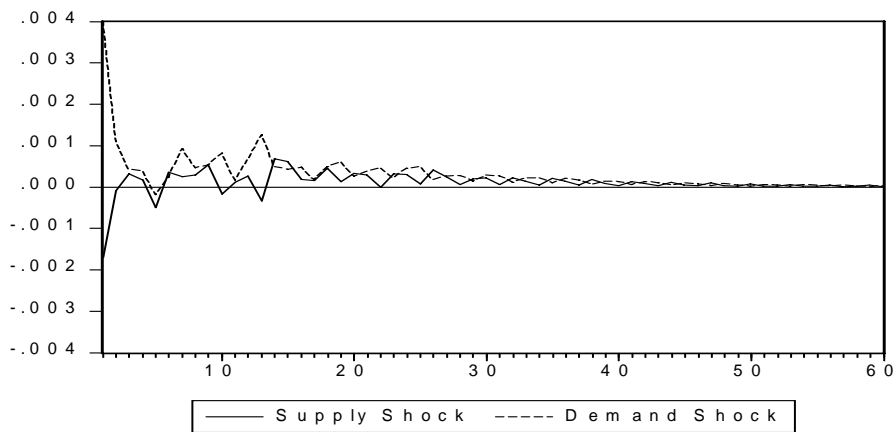
We now turn to the results for the response of real commodity returns, inflation and the level of real commodity prices to a one-standard deviation in supply and demand shocks. The results for the US, UK and Japan are shown in Figures 1 through 3 below.

Figure 1. US Impulse Response Functions

Response of US Real Commodity Returns to Supply and Demand Shocks



Response of US Inflation to Supply and Demand Shocks



Response of US Real Commodity Prices to Supply and Demand Shocks

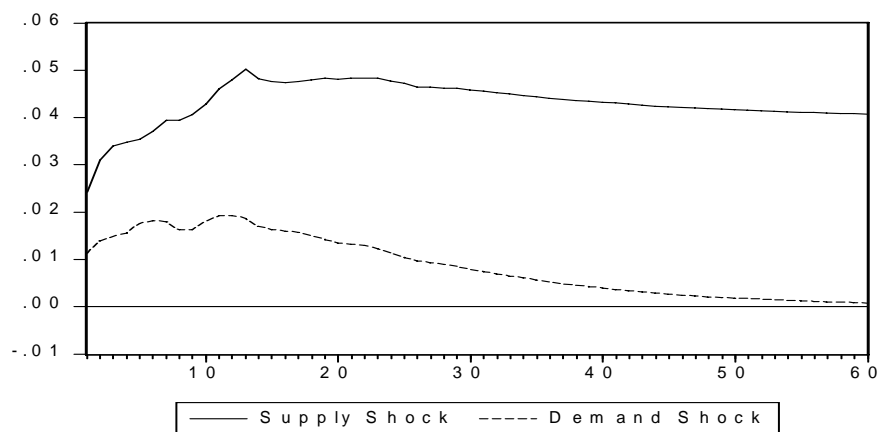
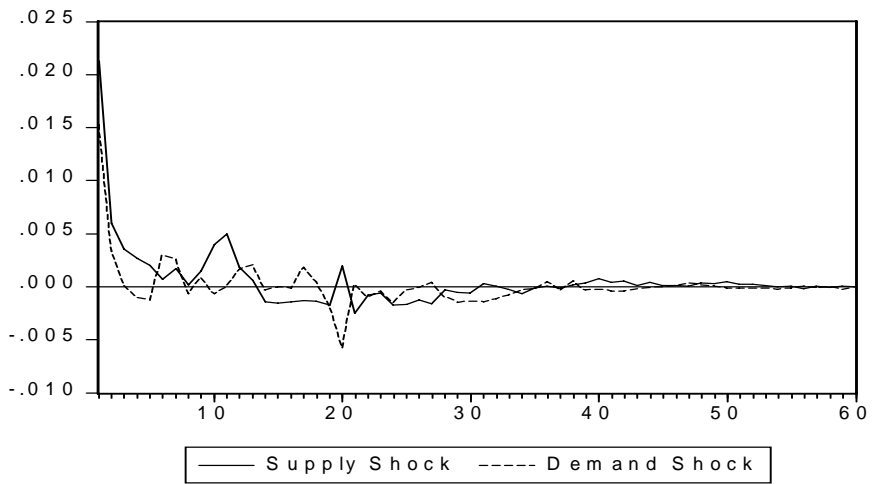


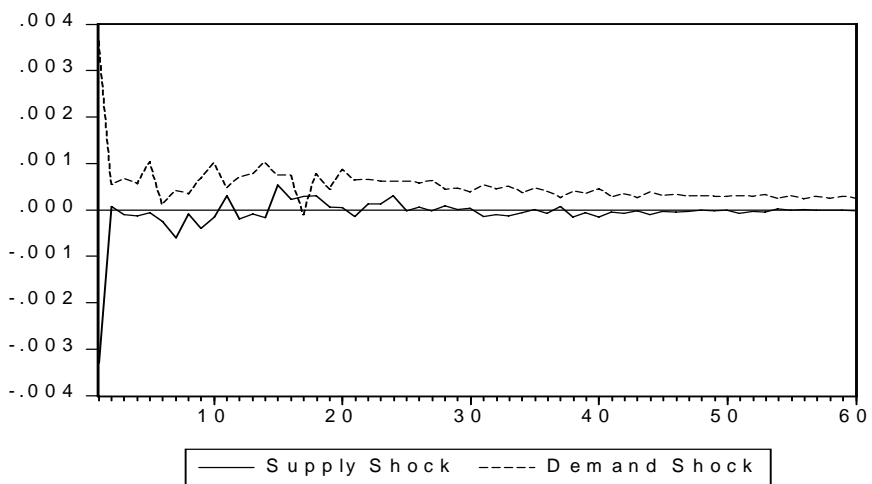
Figure 2.

UK Impulse Response Functions

Response of UK Commodity Returns to Supply and Demand Shocks



Response of UK Inflation to Supply and Demand Shocks



Response of UK Commodity Prices to Supply and Demand Shocks

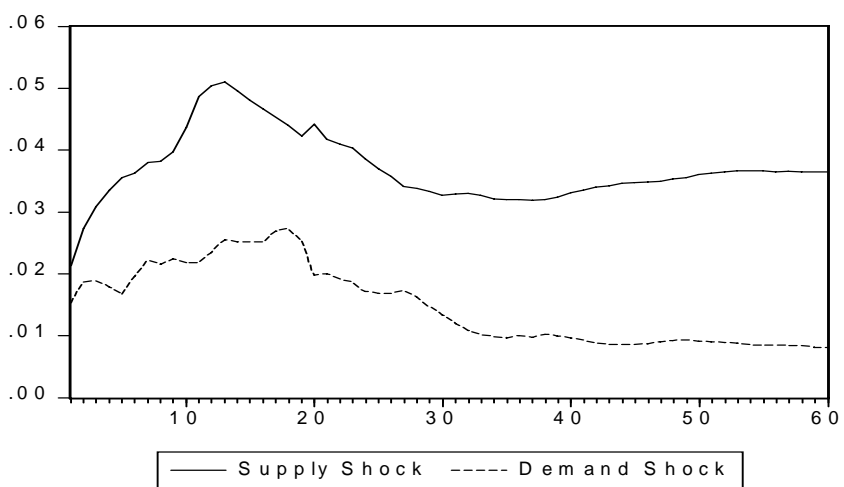
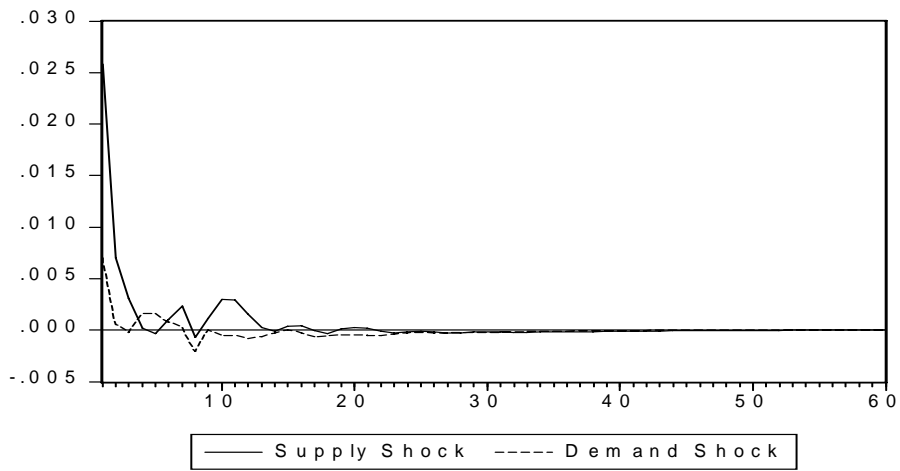
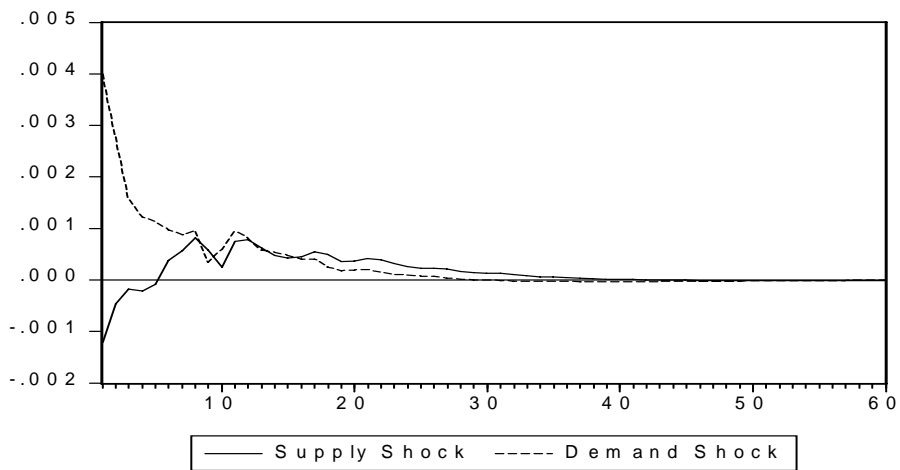


Figure 3. Japan Impulse Response Functions

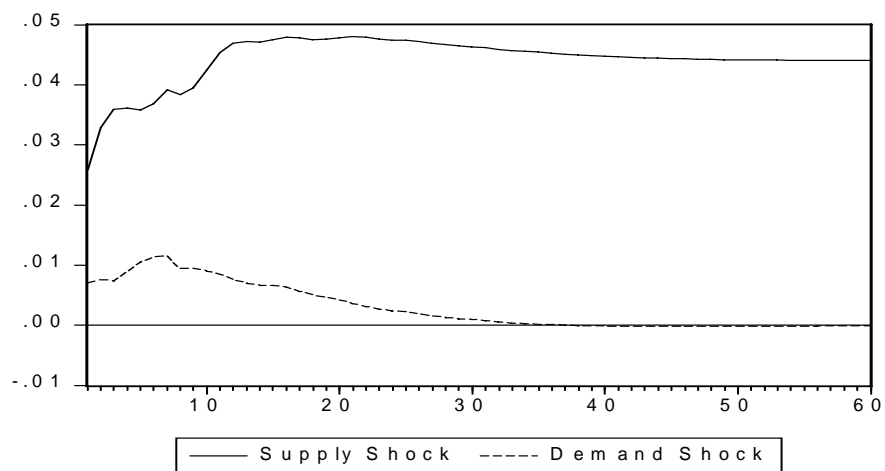
Response of Japanese Commodity Returns to Supply and Demand Shocks



Response of Japanese Inflation to Supply and Demand Shocks



Response of Japanese Commodity Prices to Supply and Demand Shocks



The US and Japan graphs show that while supply shocks tend to have a greater initial impact on commodity returns than demand shocks their impact is short lived with most of their effects disappearing after 4 months. Consistent with the theoretical model imposed, supply shocks have a negative contemporaneous effect on inflation, while demand shocks have a positive effect. The demand shock is relatively strong but the effect of both shocks also declines quite quickly. Our results in the first two graphs therefore support the view that supply shocks result in a negative relationship between commodity returns and inflation while demand shocks cause a positive relationship between commodity returns and inflation. The third panel of the graphs also indicate that, as expected, supply shocks have a permanent effect on commodity prices while demand shocks have a temporary effect.

While for the UK, supply shocks tend to have a greater initial impact on commodity returns than demand shocks, this difference is less noticeable than for the US and Japan. There is also relatively more volatility in the UK commodity price responses to supply and demand shocks. As with US and Japan, supply shocks have a permanent effect on commodity prices, and a demand shock a temporary effect. However, the UK stands out as being rather different in that it takes a relatively long time for the effects of the demand shocks to diminish: effects start to diminish at around 20 months but still have an impact at 60 months.

We can also decompose commodity prices into their supply and demand components. Following from the discussion of the SVAR in section 2 above, the estimated change in the demand component is $c_{12}(L)e^d_t$, which can then cumulated to get demand component of the commodity price series. The same procedure can be carried out to get the supply component. The deterministic component is then the sum

of supply (permanent) and demand (temporary) subtracted from the cumulated real commodity return series. This decomposition is shown in Figures 4 through 6.

Figure 4. US Decomposition of Real Commodity Prices

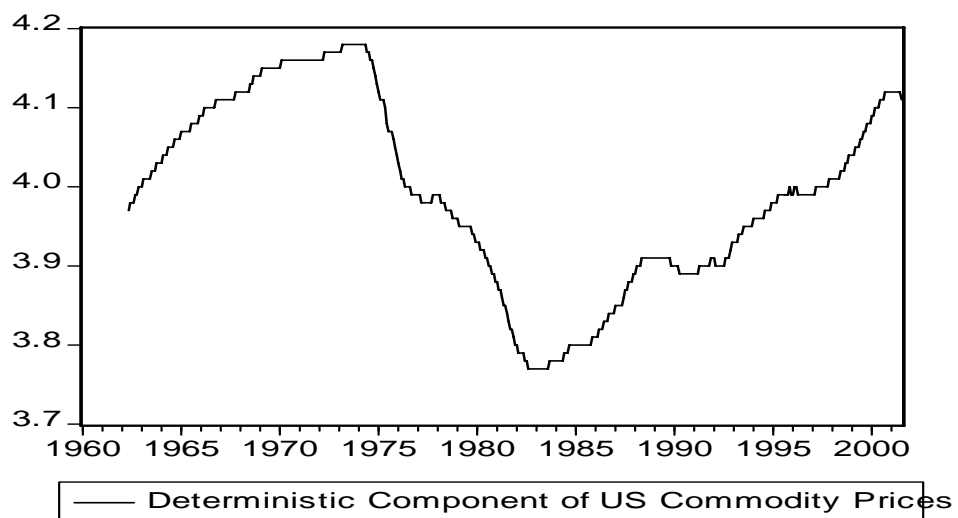
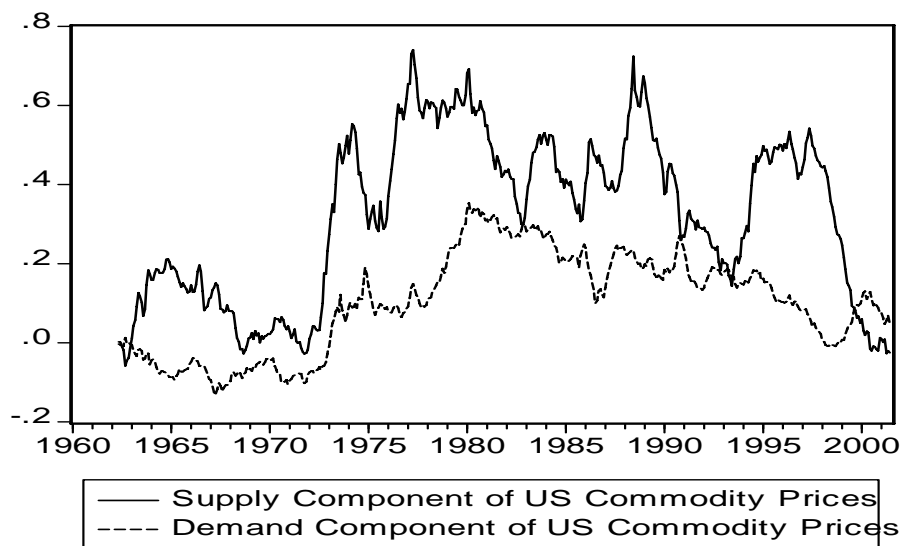
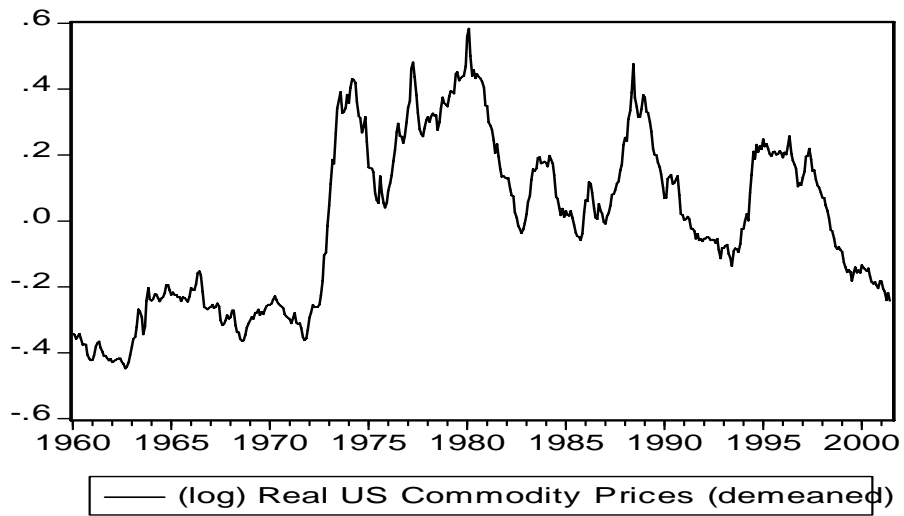


Figure 5. UK Decomposition of Real Commodity Prices

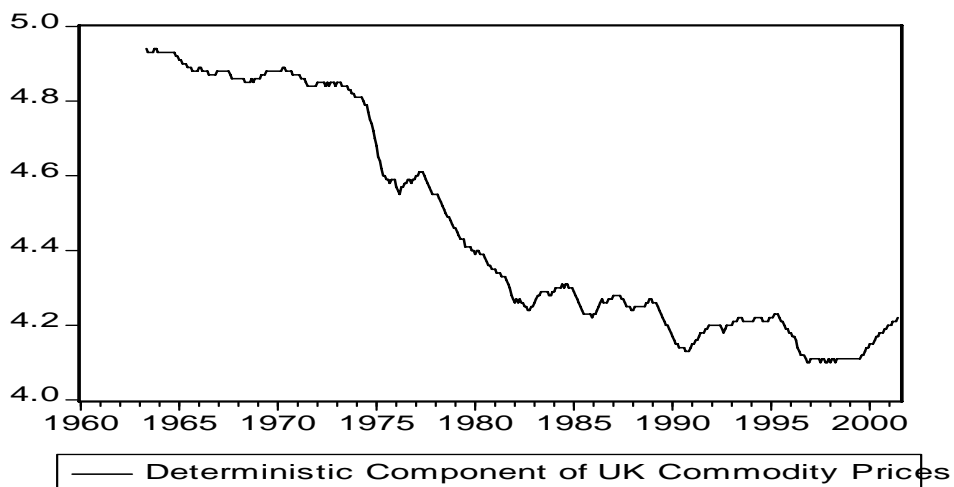
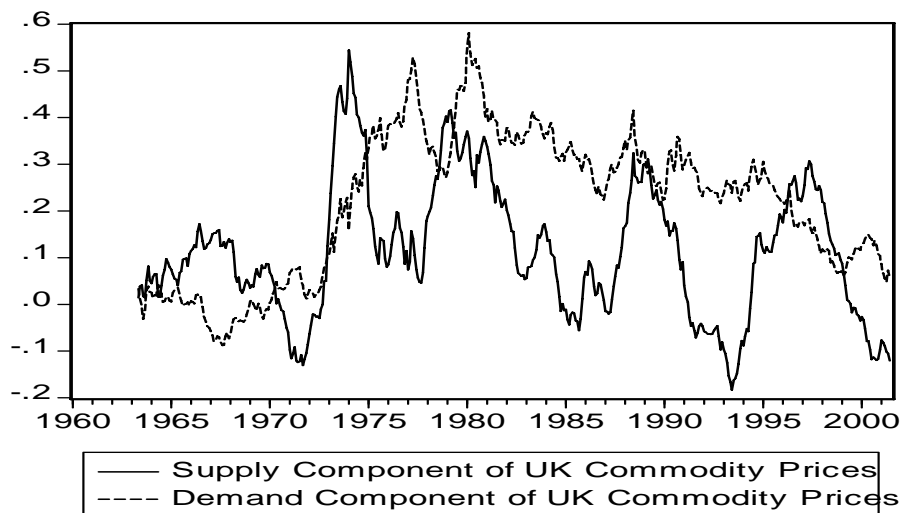
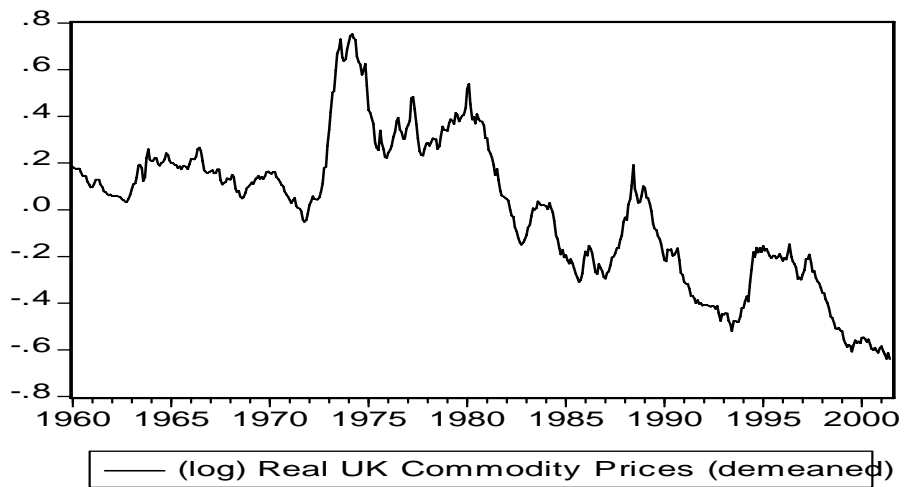
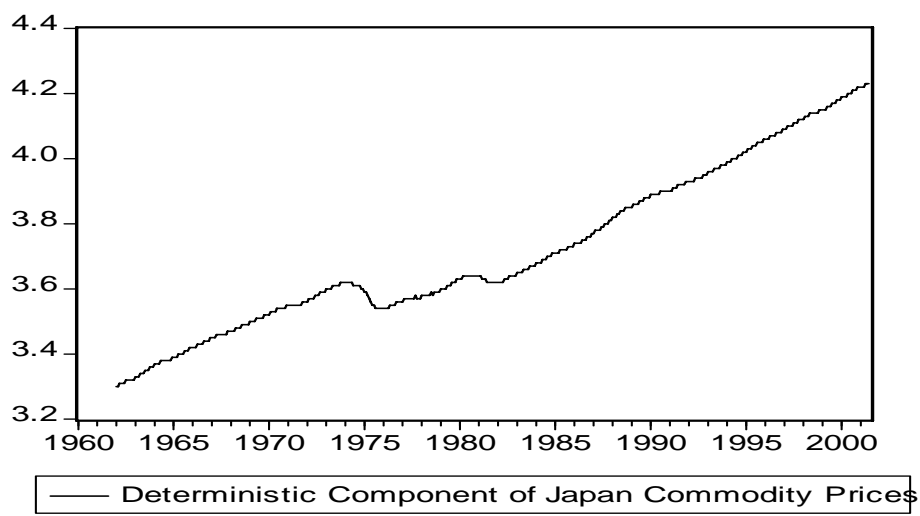
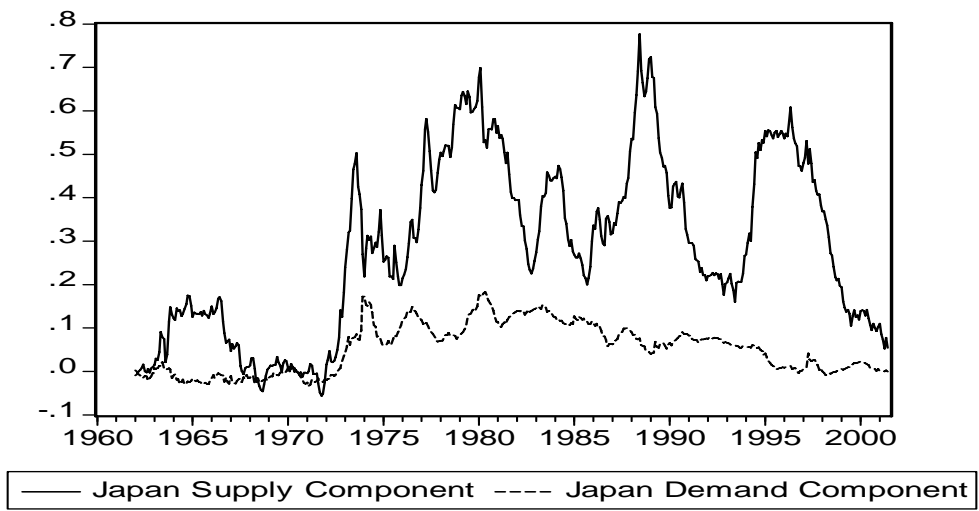
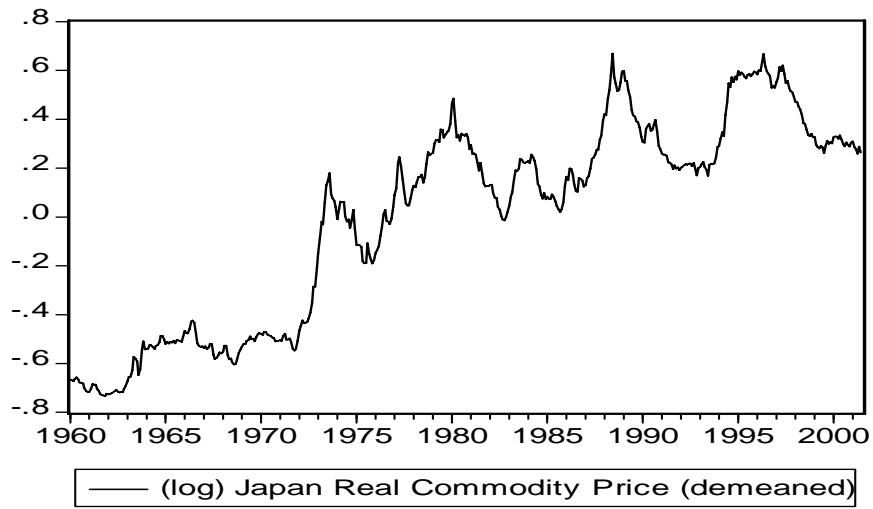


Figure 6. Japan Decomposition of Real Commodity Prices



It is clear from the first two graphs of Figure 4 that supply influences have added considerably to real commodity price movements. It is interesting to note however that, subsequent to the first oil-price shock of the early 1970s, there was a sharp negative change in the supply component of commodity prices during 1974, and that the beginning of a slow decline in the supply component of prices dates from after the second oil-price shock of the late 1970s. In contrast the overall influence of demand on real commodity prices appears to have been relatively less important over the sample period. Exception to this pattern is the early 2000s when the demand component of commodity prices is greater than the supply component. Further, with the graph showing the demand component as negative over the period 1964 to 1973, the implication is that commodity prices over this period tended to be lower than they otherwise would have been in the absence of such shocks. Over the sample and in the absence of demand shocks (and excluding the deterministic component) commodity prices would have peaked in 1978 and 1989, while in the absence of supply shocks they would have peaked in 1981. The US deterministic component (mean value =3.991) displays quite dramatic swings in its influence on commodity prices with its influence peaking in the early 1970s and again at the end of the sample and having least influence in the early 1980s.

Figure 5 displays the decomposition for UK commodity prices and we can see that a quite different pattern emerges compared to the reported results using US data. While demand components keep real commodity prices lower than they would have otherwise been in the early part of the sample, in the mid 1970s, the early/mid 1980s, early/mid 1990s and from the late 1990s, the demand component increases quite dramatically: over these periods, demand influences appear to have a greater impact on commodity prices than supply influences. Interestingly, the deterministic

component (mean value=4.458) of UK commodity prices has become less relatively less important over time although the downward movement has tended to moderate since the early 1980s. The strong downward influence of the deterministic component on commodity prices in the 1970s may account for the relatively strong negative correlation between commodity price returns and inflation for this time period reported in Table 2, even although demand influences are greater than those of supply over part of this period.

The Japanese commodity price decomposition is illustrated in Figure 6. Notably, the Japanese real commodity price pattern is more consistent with that of the US than with UK prices, albeit the series displays less variability than the US commodity price series. The Japanese price series also shows more of an upward trend in real prices than its US and UK counterparts, which may, in part at least, be due to the deterministic component: with only two relatively minor blips in the early 1970s and 1980s, the Japanese deterministic component (mean value=3.71) has been on an upward trajectory over the sample period. It is also noticeable that the Japanese demand component is far less variable than the supply component, the latter following a similar time path to the supply component of the US and UK.

Figures 7, 8 and 9 below show the above decomposition of supply and demand shocks and compare these to movements in some macroeconomic variables that can be considered to be relevant to the processing of information by commodity markets.

Figure 7. US Decomposition and Macro Variables

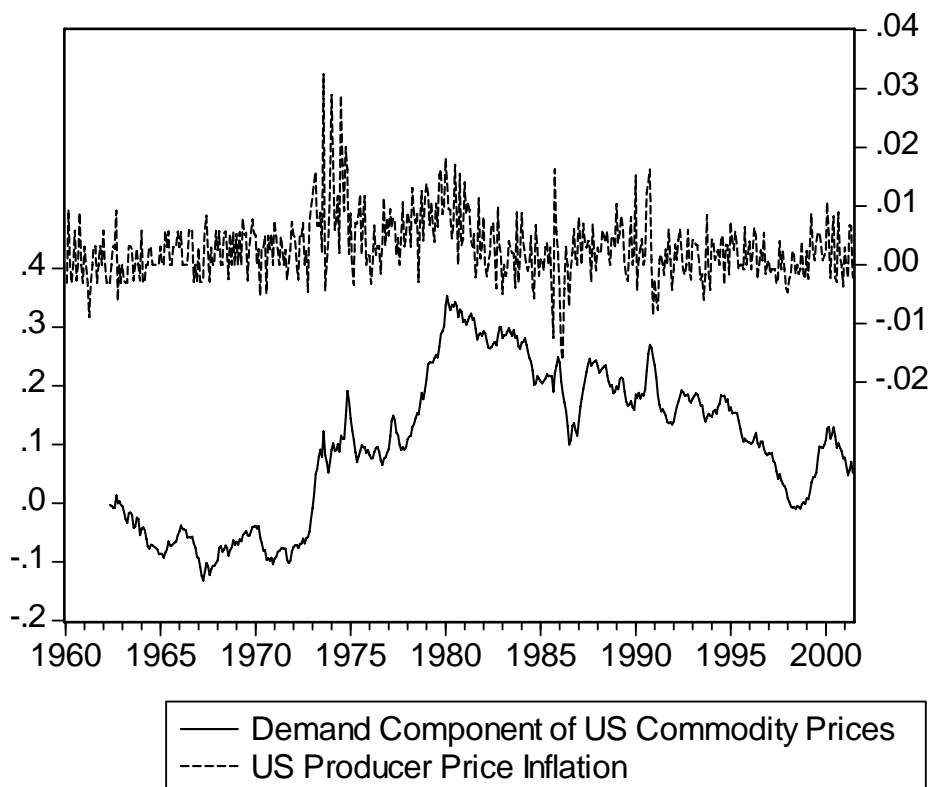
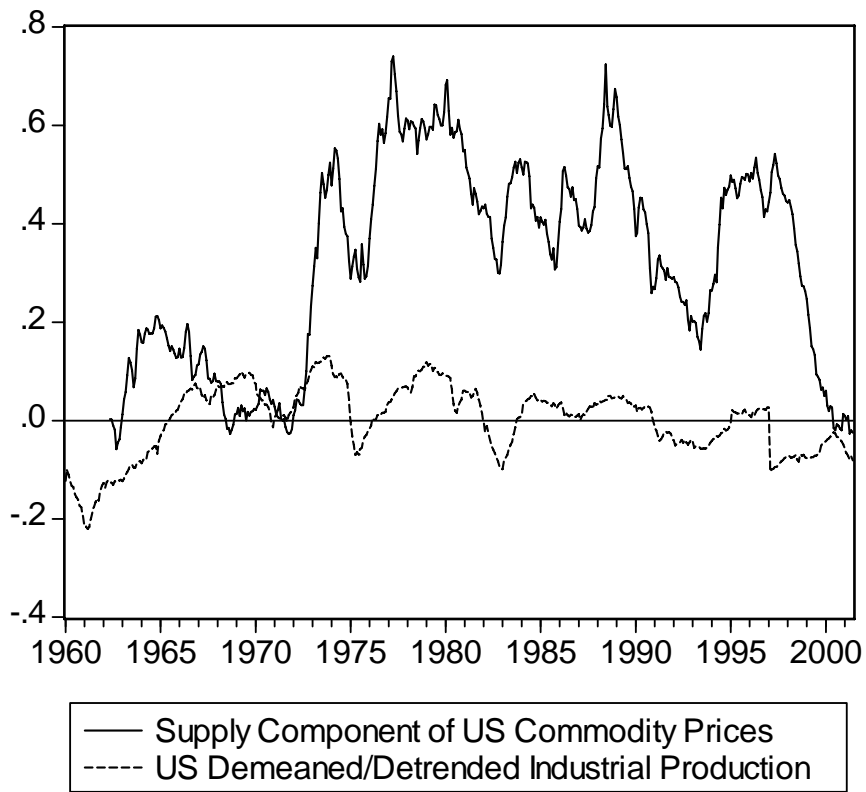
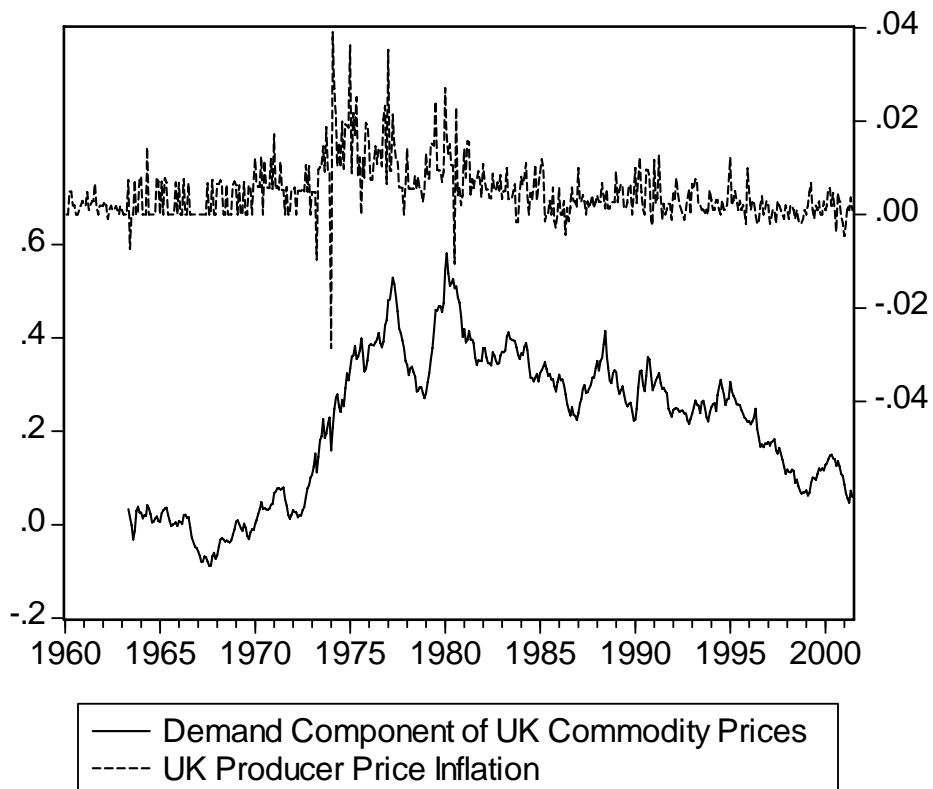
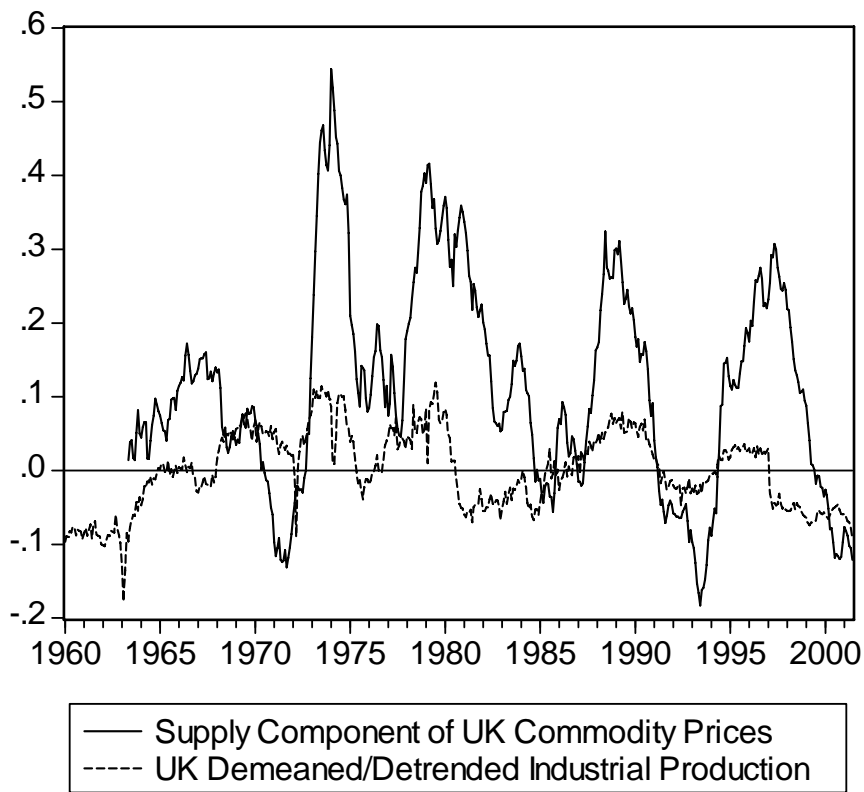
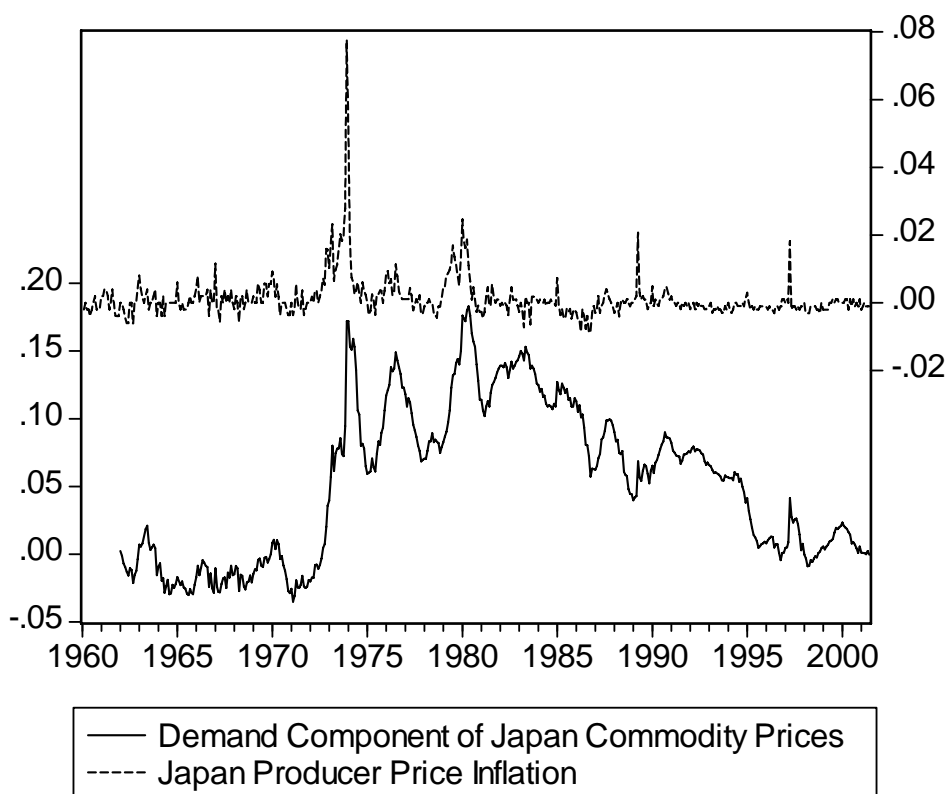
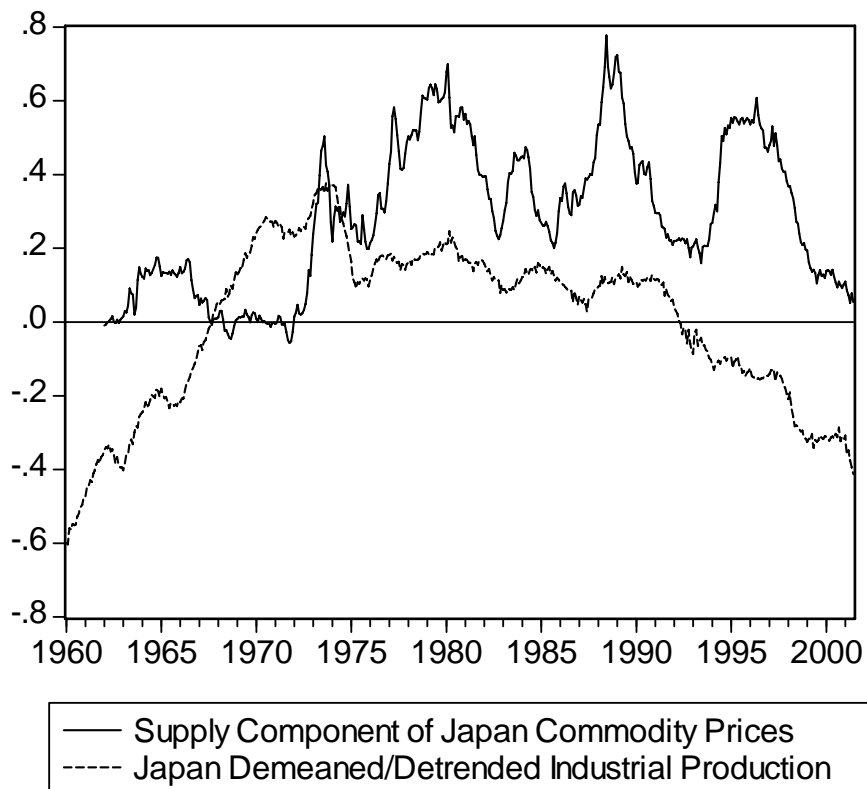


Figure 8. UK Decomposition and Macro Variables



Fig

Figure 9. Japan Decomposition and Macro Variables



For all three countries there appears to be an association between the supply component of commodity prices and (detrended and demeaned) real industrial production – hence an, albeit crude, industrial business cycle index. What is particularly interesting is that the supply component of commodity prices goes up when industrial production is above its trend (in this case zero) and goes down when it is below trend: Deviations from trend may therefore be a relevant factor in agents' information set thus help drive the supply component of commodity prices.

For comparison, we also show the demand (transitory) components of commodity prices alongside the appropriate producer price inflation series. While the volatility of the inflation series tends to obscure associations between the two variables, inspection of the graphs suggests that periods of relatively high inflation are associated with relatively high values and volatility of the demand components.

5. Conclusions

The purpose of this paper is to assess the impact of economy-wide supply and demand shocks on commodity prices in three of the world's major economies. Utilising a small theoretical macro model, the reported empirical results support the hypothesis that the relationship between real commodity prices and inflation can be either positive or negative depending on the relative importance of supply (real output) and demand (monetary) shocks in the national economy. Our results also show that differences occur across economies, with the UK commodity returns registering more sensitivity to demand shocks than those set in US and Japanese markets.

We investigate these issues further by decomposing real commodity prices in order to consider supply and demand influences at different periods in time. As the same model generates all the shocks, the decomposition of the variables reflects the differing importance of the shocks over time and provides information on the

changing characteristics of real commodity price fluctuations. Our observations suggest that for the US and Japan, supply influences have tended to dominate commodity price movements and, for Japan in particular, the supply component has clearly prevailed since the early 1970s. Conversely, for the UK, the effect of supply fluctuations has waned since the late 1970s, with a relatively high proportion of the variability of commodity prices since then being due to demand effects. Differences in commodity price responses to supply and demand shocks across economies suggest that commodity markets are not fully integrated but are highly sensitive to national influences.

References

- Artis, M.J., Bladen-Howell, R. C., Osborn, D. R. Smith, G. and Zhang, W (1995), 'Predicting turning points in the UK inflation cycle', *Economic Journal*, 105, 1145-1164.
- Beckerman, W. and Jenkinson, T. (1986), 'What stopped inflation? Unemployment or commodity prices?', *Economic Journal*, 96, 39-54.
- Blanchard, O. J., & Quah, D. (1989), 'The dynamic effects of demand and supply disturbances', *American Economic Review*, 79, 655-673.
- Bloch, H, Dockery, A. M. and Sapsford, D. (2004), 'Commodity prices, wages and U.S. inflation in the twentieth century', *Journal of Post Keynesian Economics*, 26, 523-545.
- Bloomberg, S. B. and Harris, E. S. (1995), 'The commodity-consumer price connection: fact or fable', *FRBNY Economic Policy Review*, October, 21-36.
- Bosworth, B and Lawrence, R. Z. (1982), *Commodity Prices and the New Inflation*, Brookings Institution, Washington, D.C.
- Cashin, P. McDermott, C. J. and Scott, A. (2002), 'Booms and slumps in world commodity prices', *Journal of Development Economics*, 69, 277-296.
- Cristini, A. (1995), 'Primary commodity prices and the OECD economic performance', *European Economic Review*, 39, 83-98.
- Fama, E. F. (1981), 'Stock returns, real activity, inflation and money', *American Economic Review*, 71, 545-565.
- Fraser, P. and Rogers, C. (1992), 'Some evidence on the potential role of commodity prices in the formulation of monetary policy', *Manchester School of Economic and Social Studies*, 60, 377-390.
- Hannan, E. J. (1970), *Multiple Time Series*, Wiley, New York.
- Hansen, L. and Sargent, T. (1980), 'Formulating and estimating dynamic linear rational expectations models', *Journal of Economic Dynamics and Control*, 2, 7-46.
- Hess, P. J., and Lee, B-S. (1999), 'Stock returns and inflation with supply and demand disturbances', *Review of Financial Studies*, 12, 1203-1218.
- Lee, B-S. (1995), 'The response of stock prices to permanent and temporary dividend shocks', *Journal of Financial and Quantitative Analysis*, 30, 1-22.
- Lee, B-S. (1998), 'Permanent, temporary and non-fundamental components of stock prices', *Journal of Financial and Quantitative Analysis*, 33, 1-32.

Mahdavi, S, and Zhou, S. (1997), 'Gold and commodity prices as leading indicators of inflation: Tests of long-run relationship and predictive performance', *Journal of Economics and Business*, 49: 475-489.

Rowlatt, P. A. (1988), 'Analysis of the recent path of UK inflation', *Oxford Bulletin of Economics and Statistics*, 50, 335-360.

**CURTIN UNIVERSITY OF TECHNOLOGY
SCHOOL OF ECONOMICS AND FINANCE**

WORKING PAPER SERIES

**Date Published
& No.**

Author & Title

November 1990

- 90.01 Jeff Pope - The Complexity of Personal Income Taxation in Australia and the Wider Tax Policy Issues
- 90.02 Prof. Peter Dawkins and Frances Robertson - Part-Time Employment and the Youth Labour Market: A Study of the Australian Longitudinal Survey
- 90.03 Prof. Dr. Lothar Hübl - Problems of Economic Reform in the German Democratic Republic
- 90.04 Barrie Craven and Robert Gausden - The Rate of Price Inflation - Is It Really Preventing UK Entry into the E.R.M.?
- 90.05 Barrie Craven - A.I.D.S.: Time for Reassessment? Aspects of the Political Economy of the Acquired Immunodeficiency Syndrome (A.I.D.S.)
- 90.06 Steven Kemp - Exporting Higher Education - The International Flow of Students
- 90.07 Michael Thorpe - Economic Perspectives on Countertrade

April 1991

- 91.01 Robert Fraser - Perceptions of the Meaning of Value in Valuation of Land
- 91.02 Geoff Crockett - A Logit Model of Labour Market Influences on the Choice of Occupation
- 91.03 David Western - A Study of the Housing Construction Costs in the Pilbara Region of Western Australia

September 1991

- 91.04 Philip Maxwell and James C. Hite - The Recent Divergence of Regional Per Capita Incomes: Some Evidence from Australia
- 91.05 Gerhard Bosch, Peter Dawkins, François Michon - Working time in fourteen industrialised countries: An overview
- 91.06 Henry Michal Kowalik - John Stuart Mill's Premature Ejection of the Labour Theory of Value from Political Economy

December 1991

- 91.07 Tofazzal Hossain and Philip Maxwell - Study of the Firm under Uncertainty: A Non-Traditional Approach
- 91.08 John Brunner - What Price the Economic Recovery?
- 91.09 John Simpson - Securitisation and the Secondary Mortgage Market

- 91.10 Sara Chai and Michael Thorpe - Japanese Financial Deregulation and the Changing Role of the Yen

March 1992

- 92.01 Philip O'Hara - Veblen's Analysis of the Limits of Capital: An Interpretation and Sympathetic Critique
- 92.02 Lakshman Alles - An Investigation of the Characteristics of Skewness in Asset Index Returns and its Estimation
- 92.03 Phillip A. O'Hara - Radical Economics in the United States: URPE (1968-1992) and AFEE (1966-1992) - General Issues of Continuity and Integration

June 1992

- 92.04 Lakshman Alles and John L. Kling - Business Conditions and the Variation of Skewness in Asset Returns
- 92.05 Gary A. MacDonald - Consumption and Income in Australia and the UK: A Comparison of Time Series Properties
- 92.06 Paul Crompton and Ian Kerr - Testing for the Effectiveness of Infant Industry Protection

August 1992

- 92.07 Jeff Pope - The Compliance Costs of Taxation in Australia: An Economic and Policy Perspective
- 92.08 John L. Simpson - Government Export Financing and Insurance Organisations: Do They Fit The Criteria for Multinational Enterprise Status?
- 92.09 John L. Simpson - A Study of the Evolution of a General Theory of Multinational Enterprise
- 92.10 Geoffrey V. Crockett - A Reconciliation of Economic and Sociological Influences on Sex Segregation

November 1992

- 92.11 Dave E. Allen - The Pecking-Order Hypothesis: Australian Evidence
- 92.12 R.T.M. Whipple, Max Kummerow, Robert Ruscoe Fraser - An Analysis of an Industry Critique of Real Estate Valuation Reform
- 92.13 Philip E.T. Lewis and Garry. A. MacDonald - Testing for Equilibrium in the Australian Wage Equation
- 92.14 Robert Ruscoe Fraser - Some Preliminary Conclusions Arising from a Re-examination of the Evidence and the Judgements in Spencer and the Commonwealth
- 92.15 M.J. Oborn - What are the Procedures Adopted by Australian Banks for the Resolution of Customer Complaints, and How Effective are They?
- 92.16 E. Willmott and M. Thorpe - Korean Economic Development: Export Composition and Performance
- 92.17 Dave E. Allen - What's so Super about Super?

March 1993

- 93.01 Dave E. Allen and Garry A. MacDonald - The Long-Run Gains from International Equity Diversification: Australian Evidence from Cointegration Tests
- 93.02 David Walsh - Martingales and Arbitrage in Securities Markets: A Survey of the Background
- 93.03 Lakshman A. Alles and John L. Kling - Uncertain Information Hypothesis and the Causation of Skewness in Stock Index Returns
- 93.04 John L. Simpson - Towards and Applied Theory of Import Finance

April 1993

- 93.05 Lakshman A. Alles - Time Varying Risk Premia and The Predictive Power of The Australian Term Structure of Interest Rates
- 93.06 John L. Simpson - The Measurement, Significance and Costs of Countertrade and Its Contribution to Total Import Finance in the Developing Economies and in the Transitional Market Economies
- 93.07 Greg Costello - Some Applications of Regression Analysis for the Purpose of Market Research

May 1993

- 93.08 Dave E. Allen and Veronica S. Rachim - Dividend Policy and Stock Price Volatility: Australian Evidence
- 93.09 Philip Maxwell and James C. Hite - More Evidence on Regional Income Disparities in Australia
- 93.10 Natalie Nunes, Geoff Crockett and Peter Dawkins - The Impact of Product Market Competition and Trade Unions on Organisational Change, Technological Change and Workplace Reform
- 93.11 Gary G. Madden - A Brief Introduction to The Methodology of Optimum Stated-Preference Experimental Design

July 1993

- 93.12 Wing-Keung Wong and Meher Manzur - Cointegrated Variables with Time-Varying Cointegration Parameter: Purchasing Power Parity Revisited
- 93.13 Dave E. Allen and Henrietta Lisnawati - Higgledy Piggledy Growth Re-visited: Australian Evidence
- 93.14 Dave E. Allen and Richard Sugianto - Australian Domestic Portfolio Diversification and Estimation Risk: A Review of Investment Strategies
- 93.15 Gary G. Madden, Harry Bloch and David A. Hensher - Residential Telecommunications Demand: An Econometrically Testable Model Distinguishing Network Access from Network Use
- 93.16 Julie McKay and Sandra Hopkins - Are European Community Members Suited to Fixed Exchange Rates? An Analysis Using Optimum Currency Area Theory
- 93.17 David Walsh - Optimal Trading Strategies with Private Information

November 1993

- 93.18 Meher Manzur and Kenneth Khoo - Real Exchange Rates and Asean Trade: A New Approach
- 93.19 Meher Manzur and Mohamed Ariff - Purchasing Power Parity: New Methods and Extensions
- 93.20 Gary G. Madden, Paula I. Dartnall, Garry MacDonald - An Empirical Analysis of Australian Defence Expenditure: 1970-1990
- 93.21 Meher Manzur and Alamelu Subramaniam - Who Pays for Protection in Malaysia? A new General Equilibrium Approach

December 1993

- 93.22 David E Allen - Linkages between Finance and Investment with reference to Japan, Australia and Britain: Do bank orientated systems have a competitive advantage?
- 93.23 David E Allen - Competitive Advantage and Approaches to Investment Appraisal: Procedures in Australia, Britain and Japan
- 93.24 David E Allen, Paul Kwang-Pore Lim and Garry MacDonald - The Relationship between Accounting Returns and Stock Market Returns: Australian Evidence
- 93.25 Sandra Hopkins - An Examination of the Relationship between Reserve Bank intervention and the Australian dollar risk premium
- 93.26 Garry MacDonald, Paula Dartnall and Gary Madden - Wages and Prices in Australia. Cyclical relationships, cointegration and causality
- 93.27 Philip Maxwell - Trends in Regional Income Disparities: An Australian Perspective on the Canadian Experience
- 93.28 David M Walsh, Report on Interviews with Institutional Brokers

May 1994

- 94.01 Geoffrey V Crockett - Search Intensity Amongst the Young Unemployed
- 94.02 David Walsh - Uncertain Information Release and Informed Trading
- 94.03 Thorsten Stromback - Quits and Lay-Offs in Swedish Manufacturing: An Econometric Analysis
- 94.04 Thorsten Stromback - A Note on the Training Decision in A Stochastic Environment
- 94.05 Thorsten Stromback - Equilibrium Job Mobility: An Empirical Analysis of the ALS Data
- 94.06 Thorsten Stromback - Performance based Pay: European Trends and Implications for Australia
- 94.07 Thorsten Stromback - Job Creation: From Public Works to a Job Compact
- 94.08 Thorsten Stromback - Immigration and Skill Transfer
- 94.09 Thorsten Stromback - The Birthplace Composition and Ethnic Origins of Western Australia's Population

July 1994

- 94.10 D E Allen and M Patrick - Some Further Australian Evidence on the Long-Run Performance of Initial Public Offerings: 1974-1984
- 94.11 D E Allen and Robert Prince - The Winner/Loser Hypothesis: some further Australian Evidence
- 94.12 Lakshman Alles and Aldeana Spowart - Higher Moments of Australian Equity Returns: Characteristics and Determinants
- 94.13 Lakshman Alles - The Australian Term Structure as a Predictor of Real Economic Activity

September 1994

- 94.14 D E Allen - Spare Debt Capacity: Company Practices in Australia, Britain and Japan
- 94.15 Phillip A O'Hara - Household Labor, the Family and Macroeconomic Instability in the United States: 1940s-1990s
- 94.16 Phillip A O'Hara - Methodological Principles of Institutional Political Economy: Holism, Evolution and Contradiction
- 94.17 Phillip A O'Hara - An Institutionalist Review of Long Wave Theories: Schumpeterian Innovation, Modes of Regulation and Social Structures of Accumulation

January 1995

- 95.01 Phillip A O'Hara - The Financial Instability Hypothesis and Australia's Economic Experience of the 1980s and early 1990s: An Endogenous Source of Turbulance?
- 95.02 Phillip A O'Hara - Thorstein Veblen's Theory of Collective Social Wealth
- 95.03 Phillip A O'Hara - Productive-Unproductive Activities, The Rate of Profit and the Reproduction of Capital
- 95.04 Robert Rusco Fraser - Perspective on the In-Place Value of Buildings and Structures for Rural Property
- 95.05 Michael J Oborn - Level of Customer Satisfaction with Financial Institutions: Some Evidence from the Perth Metropolitan Area

May 1995

- 95.06 Marc Lavoie - Pasinetti's Vertically Hyper-Integrated Sectors and Natural Prices
- 95.07 David M Walsh - Price Reaction to Order Flow 'News' in Australian Equities
- 95.08 Harry Bloch (University of Tasmania) & Gary Madden - Simple Analytics of Labour Productivity with Capital-Embodied Technological Change
- 95.09 Subhrendu Rath - Positive Autocorrelations in Stock Returns Due to Market Overreaction

June 1995

- 95.10 Marc Lavoie - Traverse, Hysteresis, and Normal Rates of Capacity Utilization in Kaleckian Models of Growth and Distribution
- 95.11 Marc Lavoie - Loanable Funds, Endogenous Money, and Minsky's Financial Fragility Hypothesis

- 95.12 Marc Lavoie - Horizontalism, Structuralism, Liquidity Preference and the Principle of Increasing Risk
- 95.13 Sandra Hopkins - Ten Years of Flexibility: Whither the Management of the Australian Dollar?

August 1995

- 95.14 Lakshman A Alles & Ramaprasad Bhar - The Information on Inflation in the Australian Term Structure
- 95.15 J L Simpson - Countertrade in a Transitional Market Economy: The Chinese Experience
- 95.16 J L Simpson - Australian Countertrade: Problems and Prospects
- 95.17 R T M Whipple - Relationship Between Land Values and Uses in Sydney's Central Area
- 95.18 Larry A Sjaastad & Fabio Scacciavillani - The Price of Gold and the Exchange Rates

March 1996

- 96.01 Michael McLure - The Evolution of Pareto's Economic Man
- 96.02 A M Dockery & Thorsten Stromback - The Effects of Benefit Levels on Workers' Compensation Costs: Empirical Estimates Using Australian Data
- 96.03 G Madden & M Simpson - Residential Broadband Subscription Demand: An Econometric Analysis of Australian Choice Experiment Data
- 96.04 D Western - Income Convergence and TFP Amongst the Nations: Trade Driven

July 1996

- 96.05 Paula Haslehurst, Sandra Hopkins & Max Kummerow - An International Comparison of Housing Investment and the Business Cycle
- 96.06 Gary Madden & Michael Simpson - A Nested Logit Model of Residential Broadband Interest and Entertainment Service Subscription
- 96.07 Michael J Oborn & Alan Simon - Socio-Economic Factors Relating to Householder's Access of Payment Instruments in Perth, Australia
- 96.08 Larry A Sjaastad & Meher Manzur - Protection and Real Exchange Rate Volatility
- 96.09 Kul B Bhatia - Rural-Urban Migration and the Structure of Production

February 1997

- 97.01 Meher Manzur - International Competitiveness: Do we have a Good Measure
- 97.02 Jonathon Murphy & Sandra Hopkins - Do Interventions Contain Information? Evidence from the Australian Foreign Exchange Market
- 97.03 Michael John Oborn & Nguyen Thi Kim Oanh - Recent Developments in the Banking System of Vietnam
- 97.04 R T M Whipple - Floor Level Specialisations in Sydney's Central Area

May 1997

- 97.05 Paula Haslehurst, Sandra Hopkins & Michael Thorpe - Not Rewarding, Not Relevant, Not Interesting: Career Choices of Female Economics Students
- 97.06 David M Walsh, Kathleen D Walsh & John P Evans - Assessing Estimation Error in a Tracking Error Variance Minimisation Framework
- 97.07 G A MacDonald - Critical values for unit root and cointegration test statistics - the use of response surface equations
- 97.08 Harry Bloch & Michael Olive - Pass-Through Elasticities for Production Costs and Competing Foreign Prices: Evidence from Manufacturing Prices in Seven Countries
- 97.09 Scott J Savage & Gary Madden - Australian Productivity Performance 1950 - 1994

July 1997

- 97.10 R T M Whipple - Assessing Compensation under the Provisions of The Native Title Act (1993)
- 97.11 John L Simpson - A Theoretical Performance Indicator Based Model of Systematic Country Risk Scoring
- 97.12 Lakshman Alles - Estimation of Stock Market volatility in an Emerging Market: The Case of Sri Lanka
- 97.13 Lakshman Alles - The Variability of Sri Lankan Stock Betas to Alternative Estimation Procedures

February 1998

- 98.01 Ian A Kerr & Vasanthi Monsingh - Taxation Mix and Tax Policy in Developing Economies
- 98.02 John L Simpson - A Regression Model of International Banking Risk and Risk Scoring
- 98.03 John L Simpson - International Banking Risk: An Empirical Overall Performance Indicator based Model
- 98.04 Michael McLure - Mechanical Determinism and Ideology: Stark, Mirowski and Dobb on Pareto
- 98.05 Michael McLure - Pareto on Collective Economic Welfare

August 1998

- 98.06 Gary Madden & Scott J. Savage - Market Structure, Competition and Pricing in United States International Telephone Services Markets
- 98.07 Vasanthi Monsingh - The Effect of Tax and Trade Policy on Saving Behaviour
- 98.08 Harry Bloch & Michael Olive - Cyclical and Competitive Influences on Pricing in a Small Open Economy: The Case of Australian Manufacturing
- 98.09 Meher Manzur, Inn-Chau Chee & Wing-Keung Wong - Measuring International Competitiveness: Experience from East Asia
- 98.10 John L. Simpson - The Importance of the Income Elasticity of Demand for Imports in International Risk Scoring Models

December 1998

- 98.11 Mita Bhattacharya & Harry Bloch - The Dynamics of Industrial Concentration in Australian Manufacturing
- 98.12 Harry Bloch - Schumpeter and Steindl on the Dynamics of Competition
- 98.13 Alison C. Preston - What Determines Wages? Economic or Social Forces?
- 98.14 Vasanthi Monsingh & Juan Yao - Tax Policy and its Effect on Chinese Liberalised Economy

April 1999

- 99.01 John L Simpson - Communism to Capitalism in Mongolia: Economic Reform 1991-1998
- 99.02 John L Simpson & Shane Elliott - The Economic and Regulatory Environment Relating to Impediments and Complementarities of Trade and Investment in the Indian Ocean Rim
- 99.03 John L Simpson - A Portfolio Approach to International Banking Risk Scoring and Modelling
- 99.04 D.E. Allen, Meher Manzur & Nigel Morkel-Kingsbury - Interest Rate Term Premia and Purchasing Power Parity Deviations: The Missing Link?
- 99.05 Lakshman Alles - Asset Securitisation in Australia: How and Why It Works
- 99.06 Lakshman Alles - Beta, Book-to-Market Ratio, Firm Size and the Cross-Section of Australian Stock Market Returns
- 99.07 Wing-Keung Wong, Meher Manzur & Boon-Kiat Chew - Does Technical Analysis Do It Better? Evidence From Singapore Stock Market

June 1999

- 99.08 Geoffrey Crockett & Alison Preston – The Future Is Bleak: Enterprise Bargaining and Gender Wage Equity
- 99.09 Albert Tan Hock Ann & Lakshman Alles – An Examination of Causality and Predictability Between Australian Domestic and Offshore Interest Rates

September 1999

- 99.10 John L Simpson – Communism to Capitalism in Mongolia: Foreign Investment 1991-1997
- 99.11 John L Simpson – International Banking Risk Scoring in Thailand, The Philippines, Indonesia, Malaysia and Korea
- 99.12 Harry Bloch – Steindl’s Contribution to the Theory of Industry Concentration
- 99.13 Harry Bloch & Michael Olive – Cyclical Movements in Markups: The Role of Cost Pass-Through
- 99.14 Gary Madden & Cherelle Murphy – Protection, Employment and Wages in Australian Manufacturing

December 1999

99.15 Meher Manzur & David Tai Wei Chow – Term Structure of Interest Rates: Experience from G7 Countries

March 2000

2000.01 John L Simpson – The Importance of Debt Face Value Amounts and Time to Maturity in Default Risk Opinions on United States Dollar International Bond Issues and Bank Term Loans

2000.02 John L Simpson – Communism to Capitalism in Mongolia: International Trade in the First Seven Years

2000.03 Sandra Hopkins & Garry MacDonald – The Relationship between Health Expenditure and GDP in Australia: Evidence from a New Approach

2000.04 Janice C Y How – Initial and Long-Run Performance of Mining IPOs in Australia

2000.05 Janice C Y How & Julian J L Yeo – The Pricing of Underwriting Services in the Australian Capital Market

2000.06 Philip Brown, Alex Clarke, Janice C Y How & Kadir Lim – The Accuracy of Management Dividend Forecasts in Australia

April 2000

2000.07 Phillip Anthony O'Hara – The Evolution of a New 'Neoliberal, Balanced Budget State' Social Structure of Accumulation? Emerging Prospects for the United States

2000.08 Phillip Anthony O'Hara – The Contemporary Relevance of the 'Critical Economic Systems Approach' to Political Economy in the Tradition of Marx, Veblen, Keynes and Schumpeter

2000.09 George Anthony Kadmos & Phillip Anthony O'Hara – International Monetary Fund: Functions, Financial Crises and Future Relevance

2000.10 Phillip Anthony O'Hara – Howard J. Sherman's Contribution to Political Economy: The Relational-Historical Method, Business Cycles and Democratic Socialism

2000.11 George Anthony Kadmos & Phillip Anthony O'Hara – The Taxes-Drive-Money and Employer of Last Resort Approach to Government Policy

2000.12 Phillip Anthony O'Hara – The Contemporary Relevance of Thorstein Veblen's Institutional-Evolutionary Economics

2000.13 Phillip Anthony O'Hara – Insider Trading in Financial Markets: Legal, Ethical and Efficiency Considerations

2000.14 Phillip Anthony O'Hara – A New Social Structure of Accumulation or Financial Instability and Deep Recession for the United States

2000.15 Meher Manzur & Pui Leng Leong – Key Issues in the Foreign Exchange Market: Evidence from Australia and Singapore

2000.16 Wong Chin Shan & Lakshman Alles – The Sensitivity of Australian Industry betas to Macroeconomic Factors

2000.17 John Evans, Kwangwoo Park & John Simpson – The Risk and Return Benefits and Basle Accord Regulatory Implications of Bank Functional Diversification: Evidence from Australia and the United States of America

May 2000

- 2000.18 Jeffrey Petchey and Sofia Levtchenkova – Capital Equalisation for Economies in Transition: The Case of South Africa
- 2000.19 Jeffrey Petchey and Perry Shapiro – State Economic Policies and the Mobility of Capital
- 2000.20 Sofia Levtchenkova and Jeffrey Petchey – A Capital Equalisation Model for Australia
- 2000.21 Jeffrey Petchey, Perry Shapiro and Junaid Ahmad – Income Redistribution in Cities: The Case of South Africa
- 2000.22 John Evans, Catriona Chin and Ian Chin – Asset Valuation and Rate of Return Considerations in Public Entities
- 2000.23 John Evans and James A. Gentry – The Financial Characteristics of Share Repurchase Companies: A Comparative Analysis
- 2000.24 Jeffrey Petchey – Political Competition, Voter Mobility and the Interests of Small States
- 2000.25 John Evans & Rosario Umbrello – Market Timing and Selectivity of Australian Equity Trusts
- 2000.26 John Evans, Melvin Poa Teck Seong & John Simpson – An Empirical Test of the Free Cash Flow Theory in Australian Corporate Takeovers

July 2000

- 2000.27 Benjamin Donovan, John Evans & John Simpson – A Re-examination of the Over-reaction Hypothesis in the Equity Market: New Australian Evidence 1980 to 1997
- 2000.28 John P. Evans & Kwangwoo Park – Firm Value, Free Cash Flow and Financing Decisions: Evidence from Japan
- 2000.29 John Evans & John Simpson – The Operating and Balance Sheet Performance of Japanese Banks in relation to Safety Levels: A Comparison with Western European Banking
- 2000.30 John P. Evans & James A. Gentry – Using Tobin's Q Ratio to Assess the Strategy of Repurchasing Shares
- 2000.31 Janice C.Y. How & John S. Howe – Warrants in Initial Public Offerings: Empirical Evidence
- 2000.32 Phillip Anthony O'Hara – Money and Credit in Marx's Political Economy and Contemporary Capitalism
- 2000.33 Wong Chin Shan & Lakshman Alles – The Stability of Australian Industry Betas
- 2000.34 Ian A. Kerr & Garry A. MacDonald – Taxation Mix and Economic Growth in Selected Asian Economies
- 2000.35 John Simpson & John Evans – The World Trade Organisation and Basel Accord Membership and Compliance in Relation to International Banking Risk
- 2000.36 John P. Evans & Robert T. Evans – Accounting Performance of Firms Pursuing a Share Repurchase Strategy

August 2000

- 2000.37 Aidan Allen & Lakshman Alles – Smiles, Skews, Implied Distributions and Market Expectations from Option Prices: The Case of American Equity Options
- 2000.38 Sean Chinnery, John P. Evans & David Pereira – The Impact of US Interest Rates Changes on the Australian Stock Market
- 2000.39 Harry Bloch & Michael Olive – Influences on Pricing and Markup in Segmented Manufacturing Markets

October 2000

- 2000.40 John P. Evans, Robert T. Evans & James A. Gentry – The Decision to Repurchase Shares: A Cash Flow Story
- 2000.41 John Simpson & John Evans – Chinese Banking and World Trade Organization Membership
- 2000.42 Jeff Pope – The Administrative and Compliance Costs of International Taxation: An Introduction for Research Students
- 2000.43 Jeff Pope & Nthathi Rametse – Small Business and the Goods and Services Tax: Compliance Cost Issues

December 2000

- 2000.44 John Simpson – The Impact of the Internet in Banking: Observations and Evidence from Developed and Emerging Markets
- 2000.45 John Evans, Robert Evans & Donna Todesco – An Examination of Economic Value Added and Executive Compensation
- 2000.46 Sandra Hopkins & Michael P. Kidd – Estimating the Hazard of Starting Smoking Using Australian Data and a Split Population Duration Model
- 2000.47 Sandra Hopkins & Nicolaas Groenewold – Modelling and Simulating a Floating Exchange Rate: The Case of the Australian Dollar
- 2000.48 Harry Bloch & Sam Hak Kan Tang – Determinants of Technical Change: Evidence from Singapore Manufacturing

March 2001

- 01.01 Greg Costello – Seasonal Influences in Australian Housing Markets – A Case Study of Perth
- 01.02 Phillip Anthony O’Hara – Recent Changes to the IMF, WTO and FSP: An Emerging Global Monetary-Trade-Production Social Structure of Accumulation for Long Wave Upswing?
- 01.03 Phillip Anthony O’Hara – A New Order of Business and Mode of Regulation for Long Wave Upswing in the United States during the Early Twenty-First Century?

May 2001

- 01.04 Aloysius Parasuraman & John Evans – A Study of the Cointegrated Relationship between Australian All Ord. Index and Share Index Futures using the Granger Causality Method
- 01.05 Eugene Ang, John Evans & John Simpson – Winning at the Racetrack: A Test of Return Predictability
- 01.06 John Evans & Melvin Poa – The Characteristics of Companies Going Private: Australian Evidence
- 01.07 Wing-Keung Wong, Meher Manzur & Boon-Kiat Chew – How Rewarding is Technical Analysis? Evidence from Singapore Stock Market

July 2001

- 01.08 Gregory Costello – Price Segmentation and Information Diffusion in Housing Markets
- 01.09 Phillip O’Hara – International Encyclopedia of Government Objectives, Themes, Areas and Contents
- 01.10 Phillip O’Hara – Wealth Distribution and Global Inequality in the Multiple Capital Paradigm

August 2001

- 01.11 Janice C. Y. How & Julian J. L. Yeo – The Impact of Forecast Disclosure and Accuracy on Equity Pricing: The IPO Perspective
- 01.12 Harry Bloch & David Sapsford – The Impact of Primary Commodity Prices on Inflation in Australia
- 01.13 Harry Bloch & Thorsten Stromback – The Economics of Strategy and the Strategy of Economics

September 2001

- 01.14 Mita Bhattacharya & Harry Bloch – Determinants of Innovation: Evidence from Small and Medium Sized Australian Manufacturing
- 01.15 Cheah K. Hoe, Janice C. Y. How & Peter Verhoeven – Predicting CEO Turnover in Australia
- 01.16 Janice C. Y. How, Regina Teo & Peter Verhoeven – An Empirical Analysis of the Performance of Australian ADRs
- 01.17 Jeffrey Petchey & Sofia Levchenkova – Horizontal Fiscal Equalisation for the Disabilities Related to Public Capital
- 01.18 Melina Abdul Karim, Janice C. Y. How & Peter Verhoeven – Determinants of Bank Risks in a Dual Banking System: The Case of Malaysia
- 01.19 Sofia Levchenkova & Jeffrey Petchey – Recurrent Cost Disabilities for the Australian States
- 01.20 Ian A. Kerr – The Value of the History of Economic Thought

- 01.21 Vasanthi Monsingh Peter & Ian A. Kerr – The Influence of Tax Mix and Tax Policy on Savings and Capital Formation in Developing Economies: A Survey

November 2001

- 01.22 Sandra Hopkins & H E Frech III – The Rise of Private Health Insurance in Australia: Early Effects on Insurance and Hospital Markets
- 01.23 Jeff Pope – Estimating and Alleviating the Goods and Services Tax Compliance Cost Burden upon Small Business
- 01.24 Jeffrey D. Petchey & Sofia Levchenkova – The Spatial Effects of National Taxes in a Federal Economy – Implications for Australian Tax Reform
- 01.25 Jeffrey D. Petchey & Sofia Levchenkova – A Critique of Australia’s Capital Equalisation Methodology
- 01.26 Jeffrey D. Petchey – Efficiency, Inter-State Transfers and Public Good Provision in a Revenue Sharing Game of Fiscal Equalisation
- 01.27 Jeffrey D. Petchey – The Provision of Public Goods, Fiscal Equalisation and Efficiency

December 2001

- 01.28 Prafula Fernandez & Dr Jeff Pope – Australian Tax Reform and Tax Administration Issues
- 01.29 Kenneth W Clements & Meher Manzur – Notes on Exchange Rates and Commodity Prices
- 01.30 Jeffrey D. Petchey – The Welfare Effects of Fiscal Equalisation
- 01.31 Jeffrey D. Petchey & Sofia Levchenkova – Equalisation Grants for the Australian States: Alternative Estimates

February 2002

- 02.01 Phillip Anthony O’Hara – A New Financial Social Structure of Accumulation in the United States for Long Wave Upswing?
- 02.02 John Simpson – The Relationship Between Commodity Prices and the Australian Dollar
- 02.03 Peter Kriesler & John Nevile – Globalisation and Macroeconomic Constraints

May 2002

- 02.04 Phillip O’Hara – The War on Terrorism, Political-Economic Contradictions and Policy Issues
- 02.05 Philip Brown, Alex Clarke, Janice C Y How & Kadir Lim – Analysts’ Dividend Forecasts

July 2002

- 02.06 Harry Bloch, Mike Dockery, Garry MacDonald, D. Sapsford & C.W. Morgan – Trends in the Prices of Primary Commodities over the 20th Century
- 02.07 John L. Simpson – Contagion in Financial Markets: Are the Causes, and Solutions Economic or Banking and Financial in Nature?
- 02.08 John L. Simpson, John Evans & Lurion De Mello – Evidence of Systematic Risk in the Key Euro-Banking Markets: A Cointegration Approach
- 02.09 Barry O’Grady, Peter Mayall & Deepa Majeethia – The Signalling Content of Market Announcements: A Study in Equity Market Efficiency
- 02.10 John Evans, Robert Evans & Serena Loh – Corporate Governance and Declining Firm Performance

August 2002

- 02.11 Barry O’Grady & Gracjan Wozniak – The Performance of the Covered Call Strategy in a Portfolio Context

October 2002

- 02.12 Barry O’Grady, Peter Mayall & Deepa Majeethia – The Signalling Content of Management Structure Change Announcements: A Study in Equity Market Efficiency
- 02.13 Phillip O’Hara – A New Neoliberal Social Structure of Accumulation for Sustainable Global Growth and Development?
- 02.14 Phillip O’Hara – The Viability of National Government Policies in a Global Political Economy
- 02.15 Phillip O’Hara – The Revival of Political Economy and its Main Protagonists: 1960s to the Present
- 02.16 Phillip O’Hara & Howard Sherman – Institutional-Evolution Political Economy of Veblen and Sweezy: Monopoly Capital, Crises, Conflict and the State

November 2002

- 02.17 Sandra Hopkins – Assessment Modes in First Year Macroeconomics: Gender Differences in Performance
- 02.18 John Simpson, Lurion De Mello & John Evans – Systematic Risk in the Major Eurobanking Markets: Evidence from Inter-Bank Offered Rates
- 02.19 Harry Bloch & Jo Voola – Strategic Responses to Advances in Seismic Technology in the Petroleum Industry

January 2003

- 03:01 A Mansur M Masih & Lurion De Mello – Do Stock prices play a significant role in formulating monetary policy? Evidence in Australia
- 03:02 Phillip Anthony O’Hara – A New Family-Community Social Structure of Accumulation in the US? The Role of Familial, Social and Cultural Capital in Institutional Organization

- 03:03 H.E. Frech III and Sandra Hopkins - Why subsidise private health insurance?
- 03:04 Sandra Hopkins and Peter Zweifel - The Australian Health Policy Changes of 1999 and 2000: A Cost Benefit Analysis
- 03:05 Greg Costello - Long-Run Information Diffusion Processes in the Perth Housing Market 1988-2000

June 2003

- 03:06 Phillip Anthony O'Hara – The Wealth and Welfare of Nations, Continents and Corporations
- 03:07 Phillip Anthony O'Hara – Principles of Political Economy Integrating Themes from the Schools of Heterodoxy
- 03:08 Sofia Levtchenkova and Jeffrey Petchey - Health and Education Infrastructure in Australia

October 2003

- 03:09 Harry Bloch, A. Michael Dockery and David Sapsford - Commodity Prices, Wages and US Inflation in the 20th Century

November 2003

- 03:10 Alfred Michael Dockery - Happiness, life satisfaction and the role of work: Evidence from two Australian surveys
- 03:11 Harry Bloch - Steindl on Imperfect Competition: The Role of Technicial Change

February 2004

- 04:01 Harry Bloch and Han Hwee Chong - Oligopoly Behaviour, Pricing and Imports in Australian Consumer Non-durable Goods Manufacturing
- 04:02 Sandra Hopkins and Nathan Speed – The decline in 'free' general practitioner care in Australia: reasons and repercussions
- 04:03 Phillip Anthony O'Hara – Cultural Contradictions of Global Capitalism
- 04:04 Phillip Anthony O'Hara – A New Transnational Corporate Social Structure of Accumulation for Long Wave Upswing in the Global Economy?

July 2004

- 04:05 Phillip Anthony O'Hara - Karl Marx on the Contradictory Dynamics of Capitalism: Technological Change, Globalisation & Turnover of Capital*

August 2004

- 04:06 Sandra Hopkins - Economic stability and health status: Evidence from East Asia before and after the 1990s economic crisis

September 2004

04:07 Paul Azzalini, [Harry Bloch](#), [Paula Haslehurst](#) - Australian Coal Mining: Estimating Technical Change and Resource Exhaustion in a Translog Cost Function

January 2005

05:01 Greg Costello - Trading Rules in Housing Markets – What Can We Learn?

05:02 Phil O’Hara - From Neoliberalism to Post-Neoliberal Governance:
A Policy Program for Global Growth & Development

March 2005

05:03 Mike Dockery, Nicola Milsom - Reassessing Indigenous disadvantage and Indigenous employment policy

April 2005

05:04 Gavin Bajwa, Sandra Hopkins – Population Ageing and Social Expenditure in Singapore

05:05 Alfred Michael Dockery – The happiness of young Australians: empirical evidence on the role of labour market experience

May 2005

05:06 Meher Manzur, Erik Clausen – Does purchasing power parity hold for countries with closer economic relations?

05:07 Harry Bloch, John Finch – Penrose and Steindl: Foundations for a General Theory of Firms and Competition

05:08 Harry Bloch, John Finch – The growth of firms, competition and the maturity of industries

05:09 Harry Bloch, Garry Macdonald, Pat Fraser – Effects of Supply and Demand Disturbances on Real Commodity Prices: The US, UK and Japanese Experience