

NOTICE: This is the author's version of a work that was accepted for publication in Renewable and Sustainable Energy Reviews. Changes resulting from the publishing process, such as peer review, editing, corrections, structural formatting, and other quality control mechanisms may not be reflected in this document. Changes may have been made to this work since it was submitted for publication. A definitive version was subsequently published in Renewable and Sustainable Energy Reviews, Vol. 23, (2013). doi: 10.1016/j.rser.2013.02.021

1  
2  
3  
4 **Ocean renewable energy in Malaysia: The potential of the Straits of Malacca**  
5  
6  
7

8  
9 **Heap-Yih Chong<sup>a</sup>, Wei-Haur Lam<sup>b\*</sup>**  
10  
11  
12  
13

14 <sup>a</sup>Faculty Engineering and Science, Universiti Tunku Abdul Rahman, 53300 Kuala Lumpur, Malaysia  
15

16 <sup>b</sup>Department of Civil Engineering, Faculty of Engineering, University of Malaya, 50603 Kuala Lumpur, Malaysia  
17  
18  
19  
20

21 **Abstract**  
22  
23  
24  
25

26 The need for renewable energy is a global demand due to both the economic factors and the  
27 environmental concerns. Malaysian government has been supportive on the research and  
28 development in the renewable energies. Renewable Energy Act (2011) and Sustainable Energy  
29 Development Authority Act (2011) have been enacted to boost the industry of renewable energy.  
30  
31 This paper presents the current status and future prospects of renewable energy in Malaysia with  
32 particular focus on the ocean renewable energy. Five types of ocean renewable energy were  
33 reviewed including tidal barrage, tidal current energy, wave energy, Ocean Thermal Energy  
34 Conversion (OTEC) and salinity gradient power. The comparison of various types of ocean  
35 renewable energy has been made to present their recent technologies in electricity generation.  
36  
37 Tidal current energy is identified as a preferable option particularly in the Straits of Malacca.  
38  
39  
40  
41  
42  
43  
44  
45  
46  
47  
48  
49  
50  
51  
52

53 **Keywords:** Renewable energy, Ocean energy, tidal energy, Straits of Malacca, Malaysia  
54  
55  
56  
57

---

58 \*Corresponding author. Tel.: +603 7967 7675; fax: +603 7967 5318.  
59 E-mail address: wlam@um.edu.my  
60  
61  
62  
63  
64  
65

1  
2  
3  
4  
5  
6  
7  
8  
9  
10  
11  
12  
13  
14  
15  
16  
17  
18  
19  
20  
21  
22  
23  
24  
25  
26  
27  
28  
29  
30  
31  
32  
33  
34  
35  
36  
37  
38  
39  
40  
41  
42  
43  
44  
45  
46  
47  
48  
49  
50  
51  
52  
53  
54  
55  
56  
57  
58  
59  
60  
61  
62  
63  
64  
65

## Contents

1. Introduction
2. The status and prospects of renewable energies in Malaysia
  - 2.1. Energy supply
  - 2.2. Energy policy
  - 2.3. The need for ocean renewable energies
3. Ocean renewable energies
  - 3.1. Tidal barrage
  - 3.2. Tidal current energy
  - 3.3. Wave energy
  - 3.4. Ocean Thermal Energy Conversion (OTEC)
  - 3.5. Salinity gradient power
4. Challenges and comparison
5. The potential of the Straits of Malacca
6. Discussion and conclusion

Acknowledgment

References

## 1. Introduction

The pressures from global warming and high oil price attract the worldwide concerns to prevent the serious impacts on both the economic growth [1–7] and the environmental pollution [8–14]. Population growth has significantly increased the demand for energy. The total supply of primary energy reaches 12.15 billion tons of oil equivalents to support the world population of 6.8 billion in 2009 [15]. This supply satisfied the demands from international aviation, international marine bunkers, electricity generation and heat trade. The total supply of primary energy is projected to increase 1.5% annually, which may reach the demand of 17 billion tons of oil equivalent by 2030 [16]. However, the world energy supply still heavily relies on the fossil based resources.

The consumption of fossil fuels has brought serious environmental problems especially CO<sub>2</sub> emissions. According to International Energy Agency (IEA), nearly 68% of the worldwide electricity was generated from the fossil fuels including coal (40.6%), gas (21.4%) and oil (5.1%) in 2009. The remaining electricity was generated from hydro (16.2%), nuclear (13.4%) and others (3.3%) [15]. The electricity production from the fossil fuels is higher in the developing countries. Therefore, the renewable and cleaner sources of energy are required to secure the future electricity supply for the developing countries including Malaysia.

Malaysia is promoting the renewable energy to alleviate the high dependency on fossil fuel. A number of renewable resources have been used to generate the electricity including the solar photovoltaic, biogas, biomass, mini hydro and solid waste. The utilisation of these renewable

1  
2  
3  
4 resources is able to contribute 1% of the annual electricity generation in 2011. The contribution  
5  
6 of renewable energy can reach 16.5 gigawatt hours (GWh) or 13% of the total power generation  
7  
8 by 2030 [17]. Biomass and biogas are expected to be the main contributors to the projected  
9  
10 power generation. The previous studies of renewable energy were mainly focused on the  
11  
12 aforementioned sources in Malaysia [18-21]. Therefore, this paper attempts to review the  
13  
14 potential of ocean renewable energy as an alternative source supplying renewable energies to  
15  
16 Malaysia. It aims to promote ocean renewable energy to the public, industrial stakeholders and  
17  
18 local authorities. It is an important source of renewable energy and industrial opportunity for a  
19  
20 sustainable future.  
21  
22  
23  
24  
25  
26  
27  
28

## 29 **2. The status and prospects of renewable energy in Malaysia**

30  
31  
32

33 Malaysia is an oil and gas producing country covering an area of 330,000 square kilometers with  
34  
35 a humid tropical climate. The country consists of thirteen states and three federal territories. The  
36  
37 total population reached 28.3 million in year 2011, where the majority of the population lives in  
38  
39 Peninsular Malaysia. The economy in Malaysia experienced a strong resumption in 2010 to  
40  
41 achieve a Gross Domestic Product (GDP) growth rate of 7.2% after the global economy  
42  
43 downturn in 2009 according to Central Bank of Malaysia [22]. The economy may able to grow  
44  
45 continuously at a moderate pace in the subsequent years based on the prediction of Central Bank  
46  
47  
48 of Malaysia.  
49  
50  
51  
52  
53  
54  
55  
56  
57  
58  
59  
60  
61  
62  
63  
64  
65

## 2.1. Energy supply

Malaysia generated a total electricity power of 107,115 GWh to satisfy the demand of 93,713 GWh in 2009 [23]. The supply was able to meet the demand in 2005-2011. The supply and demand of electricity increased annually at an approximate rate of 3% according to recorded data as shown in Figure 1. By 2030, the predicted demand of Malaysia may be more than 150,000 GWh (1.5 times of the demand in 2010) due to the population growth [23].

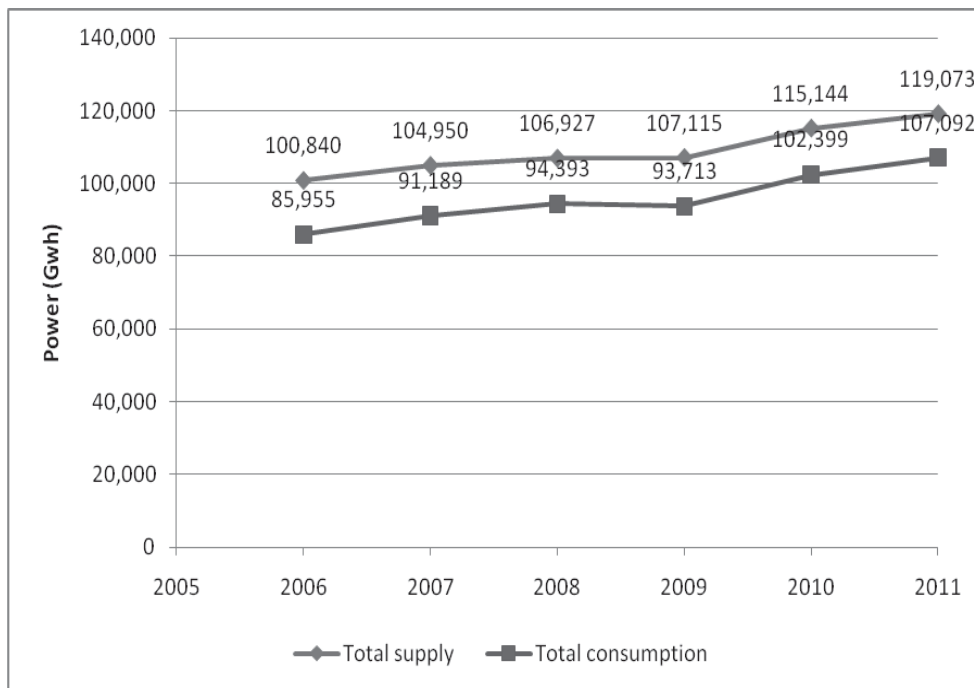


Figure 1: Total supply and consumption of electricity for the years 2006–2011

The electricity generated by using the gas turbines through gas-fired combined cycle plants is the major source of electricity power in Malaysia and followed by the steam stations according to the latest industrial report as shown in Figure 2 [24]. These sources could be economic in term of operational costs at the present time. The use of fossil fuel may release greenhouse gasses (GHG)

to cause the environmental effects. These gases enhance the greenhouse effect and contribute to the global warming. A clean energy source is required to protect the environment. However, the efforts to harvest the renewable energy sources are still at the preliminary stage. It has only 53 Mega Watts from the renewable sources being connected to the national grid in between 2001 and 2009 [17].

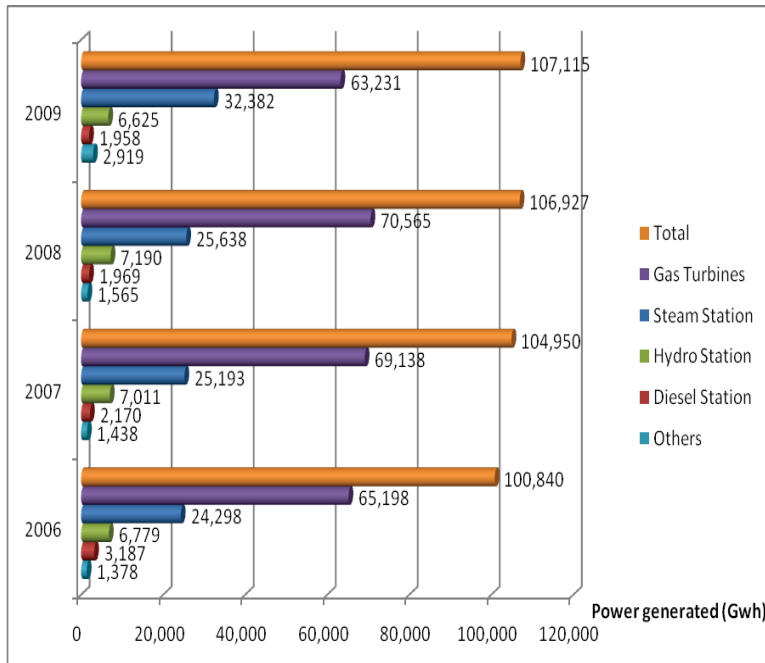


Figure 2: Types of sources in power generation for the years 2006–2009

Besides, 2,623 tons of pollutants were emitted to the Malaysian atmosphere in 2010 [25]. The air pollutants included ozone (O<sub>3</sub>), carbon monoxide (CO), nitrogen dioxide (NO<sub>2</sub>), sulfur dioxide (SO<sub>2</sub>) and particulate matter (PM10). These air pollutants were mainly generated by the mobile sources (1830 tons), power plants (619 tons) industrial activities (114 tons), and others (61 tons) as illustrated in Figure 3. The mobile sources or the modes of transportation were contributed the major share of pollutant emissions and showed a faster growth rate than other sectors [26].

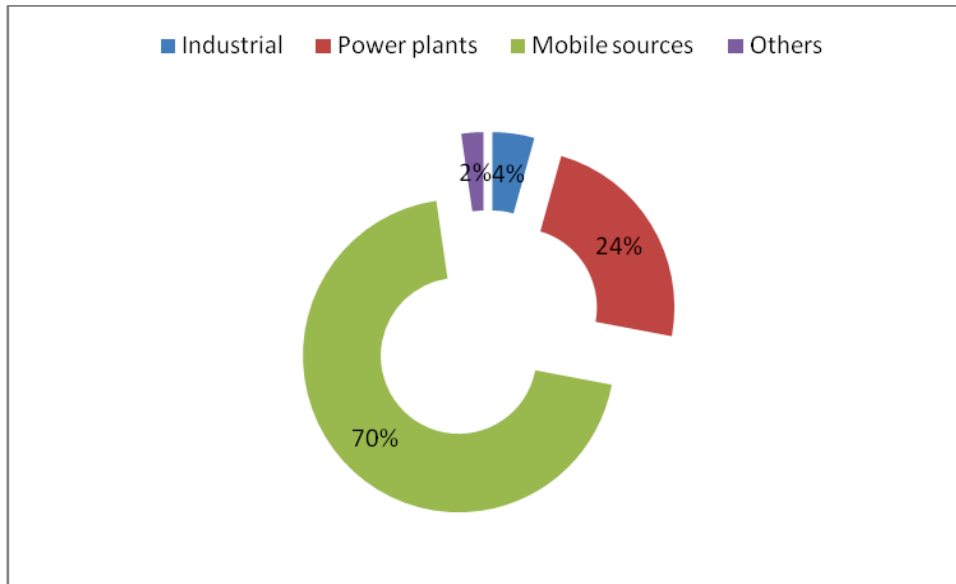


Figure 3: The emission of pollutants in year 2010

## 2.2. Energy policy

Malaysia has considered using and developing some sources of renewable energy for electricity generation years ago. Many policies and programs were implemented to promote the renewable energies [20]. For instance, the government had focused on tax exemption and allowance [27, 28]. In addition, legislations have been introduced recently to construct a structured policy for long term in harvesting renewable energy. National Renewable Policy and Action Plan was launched by the Ministry of Energy, Green Technology and Water in 2009. This plan aims to enhance the utilisation of renewable energy in contributing towards the national electricity supply security and sustainable socio-economic development. Meanwhile, the future developments and prospects of renewable energy have been planned to focus on the various sources including biogas, biomass, solar power and mini-hydro [17].



1  
2  
3  
4 The plan provides a practical direction for future electricity generation based on the available  
5 resources and the forecasted development [29]. In addition, the Government (parliament) has  
6 passed two Acts simultaneously regarding renewable energy and published in the Gazette on 2<sup>nd</sup>  
7 June of 2011. Gazette is the official portal of Malaysian government for the publication of all  
8 federal legislation. The new enacted laws are the Renewable Energy Act 2011, and Sustainable  
9 Energy Development Authority Act 2011 (SEDA 2011).  
10  
11  
12  
13  
14  
15  
16  
17  
18  
19  
20

21 The Renewable Energy Act 2011 focuses on only four sources of renewable energy in electricity  
22 generation, namely: biogas, biomass, small hydropower and solar photovoltaic. Malaysia has  
23 promoted and developed these four sources since 1990s [30, 31, 32, 33]. This is also not  
24 including the recent development on wind energy as highlighted in Pulau Perhentian, Sabah and  
25 Sarawak [34, 35]. Therefore, one of main reasons in selecting these four sources in the Act is  
26 mainly due to their levels of implementation and maturity in the industry. The main purpose of  
27 the Act is to establish and implement a special tariff system in order to catalyze the generation of  
28 renewable energy and related administrative matters. This Act needs to be read in conjunction  
29 with the regulations and rules set out by the Ministry of Energy, Green Technology and Water,  
30 which has been conferred with the powers to regulate the new tariff system.  
31  
32  
33  
34  
35  
36  
37  
38  
39  
40  
41  
42  
43  
44  
45  
46  
47

48 The new tariff system or Feed-in Tariff (FiT) obliges the main power distribution companies to  
49 buy from the approved Feed-in holders (electricity producers) their electricity generated from  
50 renewable sources under a fixed FiT rate for a specified period of 16 or 21 years.  
51  
52  
53  
54  
55  
56  
57  
58  
59  
60  
61  
62  
63  
64  
65

1  
2  
3  
4 Two types of FiT system can be enjoyed by the electricity producer. The first is the basic FiT  
5 rates for the installed capacity and the second is different categories of FiT rates based on the  
6 total production in Mega Watts. Meanwhile, the producers are able to receive a bonus FiT rate on  
7 top of the basic FiT rate if the producers have fulfilled certain requirements as stated in the  
8 Renewable Energy (Feed-In Approval and Feed-In Tariff Rate) Rules 2011. The criteria for  
9 bonus FiT rates was aimed for the sources from biogas, biomass, and solar photovoltaic, such as:  
10  
11  
12  
13  
14  
15  
16  
17  
18  
19  
20

- 21 • Biogas: (a) extra RM 0.02 (per KWh) for the use of gas engine technology with  
22 electrical efficiency of above 40%; (b) extra RM 0.01 for the use of locally  
23 manufactured or assembled gas engine technology; and (c) extra RM 0.08 for the use  
24 landfill or sewage gas as fuel source.  
25  
26  
27  
28  
29  
30
- 31 • Biomass: (a) extra RM 0.02 for the use of gasification technology; (b) extra RM 0.01  
32 for the use of steam-based electricity generating systems with overall efficiency of  
33 above 14%; and (c) extra RM 0.01 for the use of locally manufactured or assembled  
34 gasification technology; (d) extra RM 0.1 for the use of municipal solid waste as fuel  
35 source.  
36  
37  
38  
39  
40  
41  
42
- 43 • Solar photovoltaic: (a) extra RM 0.26 for the use in an installation in buildings or  
44 building structures; (b) extra RM 0.25 for the use as building material; (c) extra RM  
45 0.03 for the use of locally manufactured or assembled solar photovoltaic modules;  
46 and (d) extra RM 0.01 for the use of locally manufactured or assembled solar  
47 inverters.  
48  
49  
50  
51  
52  
53  
54  
55  
56  
57  
58  
59  
60  
61  
62  
63  
64  
65

1  
2  
3  
4 The entitlement of the bonus FiT rates is subjected to the submission of the necessary  
5  
6 documentation. A person or an organization (or other recognized body) that fails to disclose, or  
7  
8 provides false information or documents to the Sustainable Energy Development Authority,  
9  
10 could be liable to a fine, or imprisonment after conviction. The fine will not exceed three  
11  
12 hundred thousand ringgit, or imprisonment for a term not exceeding three years, or both.  
13  
14 Therefore, the above-mentioned Authority has been granted powers and functions for all matters  
15  
16 related to the renewable energy under the recent SEDA 2011.  
17  
18  
19  
20  
21  
22

23  
24 Eventually, the FiT would encourage the use of renewable energy and bring a significant  
25  
26 reduction of carbon dioxide (CO<sub>2</sub>). Besides, the new policy creates career opportunities for  
27  
28 interested parties of both individuals and organisations to obtain a secured return in long term  
29  
30 under the protection of law. Meanwhile, it would also encourage extensive research and  
31  
32 development activities for the renewable energy.  
33  
34  
35  
36  
37

### 38 **2.3. The need for ocean renewable energies**

39  
40  
41  
42

43 According to the largest bibliographic database, Scopus, the terms “ocean energy” or “marine  
44  
45 energy” were searched under the keywords, abstract and article title. These keywords were  
46  
47 selected to examine the growth and need for ocean renewable energies around the globe. Figure  
48  
49  
50 4 illustrates the rapid growth of this research area in the past ten years from 2002 until 2011.  
51  
52  
53  
54  
55  
56  
57  
58  
59  
60  
61  
62  
63  
64  
65

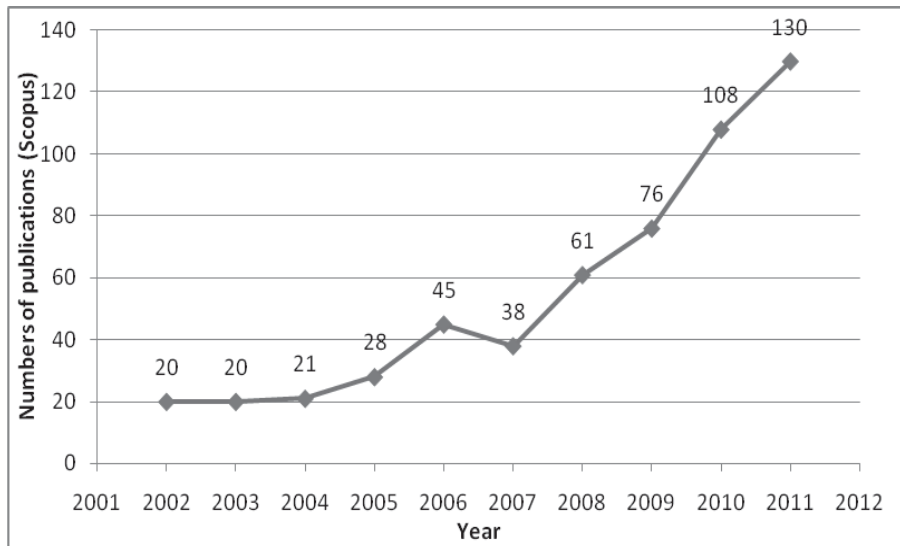


Figure 4: The growth of interest in ocean energy or marine energy based on publications for the years 2002–2011

### 3. Ocean renewable energies

Ocean energy can be categorised as tidal barrage, tidal current energy, wave energy, ocean thermal energy conversion (OTEC) power, and salinity gradient power [26], as illustrated in Figure 5. Tidal turbine is widely accepted as a cost effective method to harness ocean energy compared with wave energy, OTEC power, and salinity gradient power [36]. Tidal barrages are less environmental friendly compared to the other four methods earlier such as the projected construction of the Severn Barrage in Wales, United Kingdom.

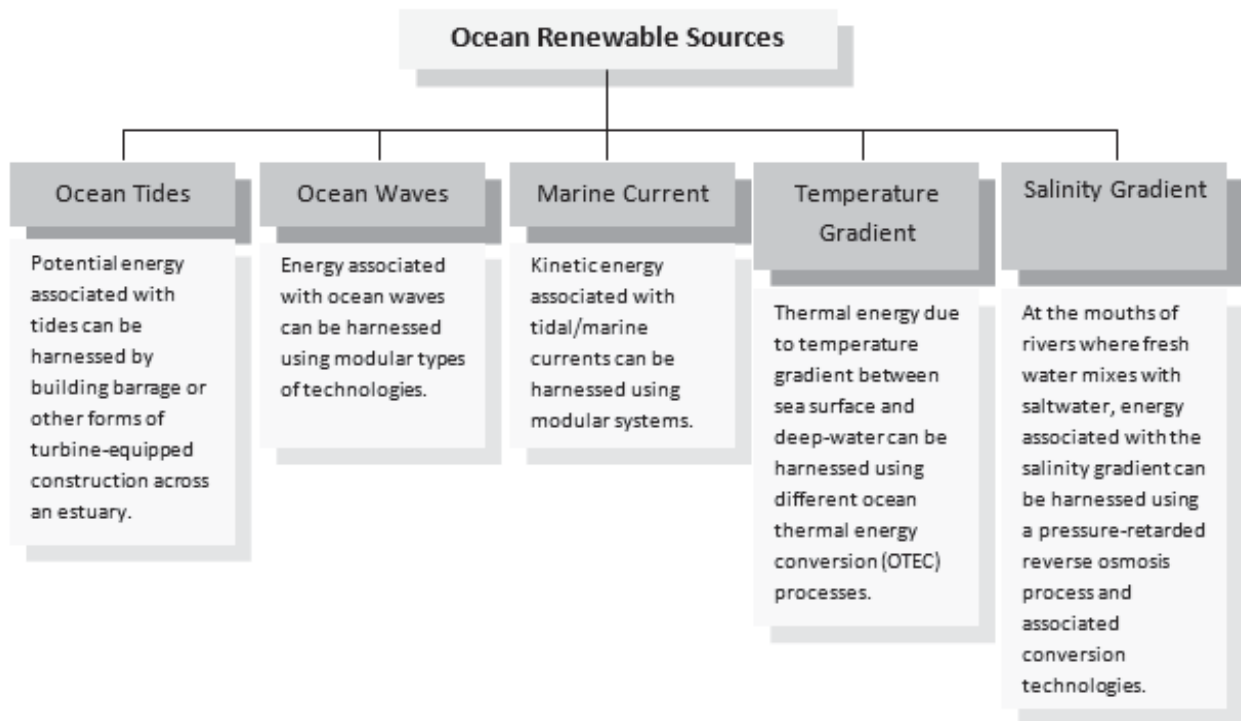


Figure 5: Ocean renewable sources

### 3.1. Tidal barrage

Tidal barrages consist of a large, dam-like structure built across the mouth of a bay, or estuary in an area with a large tidal range as illustrated in Figure 6. It applies the principles of hydroelectric generation from the tidal current flows in both directions using turbines, sluice gates, embankments and ship locks [37]. As the level of the water changes with the tides, a difference in height develops across the barrage. Water is allowed to flow through the barrage via the turbines, which can provide power during the ebb tide (receding), flood tide (allowing water to fill the reservoir via sluice gates during flood tide), or during both tides. This generation cycle means that, depending on the site, power can be delivered twice, or four times per day on a

1  
2  
3  
4 highly predictable basis. Two examples of famous tidal barrages include the La Rance barrage in  
5  
6  
7 France and Incheon barrage in Korea.  
8  
9



10  
11  
12  
13  
14  
15  
16  
17  
18  
19  
20  
21  
22  
23  
24  
25  
26  
27  
28  
29  
30 Figure 6: Tidal barrage in estuary, La Rance, France [38]  
31  
32

33  
34 Tides are created by the gravitational attraction of the moon and the sun acting on the oceans of  
35  
36 the rotating earth, the relative motions causing the surface of the oceans to be raised and lowered  
37  
38 periodically [39]. Tidal power can be extracted by impounding a tide with a barrage to recover  
39  
40 potential energy, or alternatively by extracting kinetic energy directly from the tidal stream. A  
41  
42 vertical-axis turbine (Darrieus turbine) has a potential advantage over a horizontal turbine in that  
43  
44 it is able to extract power form any direction without adjustment. Nevertheless, the sluice gate or  
45  
46 conveyance is of significant importance for power generation efficiency up to 15% [40, 41].  
47  
48  
49

50  
51  
52  
53 Malaysia has used hydropower to generate electricity for decades. The main hydropower plants  
54  
55 in Malaysia are: the Kenyir Sultan Mahmud Power Station with 400MW installed capacity, the  
56  
57 Pergau Hydroelectric Power Station with 600MW installed capacity, and the Temenggor  
58  
59 Hydroelectric Power Plant with 348MW installed capacity. Hydropower consists of 11% of the  
60  
61  
62  
63  
64  
65

1  
2  
3  
4 total installed electricity capacity of 17,326MW (August 2004) for the Peninsular of Malaysia  
5  
6 [42]. However, Malaysia has no tidal barrage installation, even though hydropower is widely  
7  
8 applied in Malaysia.  
9

### 10 11 12 13 14 **3.2. Tidal current energy**

15  
16 Malaysia has a long coastline with great potential to develop electricity generation from ocean  
17  
18 energy. Tidal turbines can be categorised as either vertical-axis, or horizontal-axis turbines [26]  
19  
20 (see Figure 7). The vertical-axis turbine is able to capture the energy from various directions  
21  
22 without adjusting the position of turbine, whereas the horizontal-axis turbine may be able to  
23  
24 capture more tidal energy. Ocean energy is new to Malaysia compared with the coal or gas-fired  
25  
26 power plants.  
27  
28  
29



a)



b)

1  
2  
3  
4 Figure 7: Tidal turbine: a) Horizontal-axis tidal turbine (*Source: Marine Current Turbines, Ltd.*);  
5  
6  
7 b) Vertical-axis tidal turbine [43]  
8  
9

10 The original concept of the Darrieus turbine was patented in the USA in 1931 under the name of  
11  
12 G. J. M. Darrieus [44]. Modification of the Darrieus turbine to enable the extraction of energy  
13  
14 from tidal streams rather than wind has attracted a number of international researchers. In 1996,  
15  
16 Kiho et al., [45] tested a physical Darrieus-type marine current turbine of 1.6 m diameter at  
17  
18 Kurushima Strait, and concluded that the highest efficiency attainable in a tidal flow of over 1.1  
19  
20 m/s was 56%, at a tip speed ratio (TSR) of 2:1. The generation by tidal currents are proven to be  
21  
22 effective and influenced greatly by the tidal turbine arrays [46, 47, 48].  
23  
24  
25  
26  
27  
28

29 Malaysia is a marine country and has a long coastline with great potential to harness tidal current  
30  
31 energy. The tidal current development is still in the research stage with efforts from the National  
32  
33 Oceanography Directory (NOD) to push forward the implementation of tidal energy with the  
34  
35 collaboration of the Oceanography Intergovernmental Committee (OIC), UNESCO Bangkok.  
36  
37 Universities play an important role in tidal current research. The University of Malaya has an  
38  
39 interest in a tidal stream energy application in the Straits of Malacca. The University Technology  
40  
41 of Malaysia, University Terengganu of Malaysia, National University of Malaysia, University of  
42  
43 Sarawak and Universiti Tunku Abdul Rahman have started research activities in this area.  
44  
45  
46  
47  
48  
49  
50

### 51 **3.3. Wave energy** 52 53 54 55

56 Oscillating Water Column (OWC) may be an economic method to harness wave energy in  
57  
58 Malaysia compared with other wave devices as illustrated in Figure 8. The wave energy in the  
59  
60  
61  
62  
63  
64  
65



1  
2  
3  
4 Straits of Malacca and South China Sea may possibly be harnessed using OWC devices. Air  
5  
6 turbines are used almost exclusively by the OWC type wave energy devices for converting fluid  
7  
8 power into rotary-mechanical power [49].  
9

10  
11  
12  
13  
14 The basic form of an OWC is a mostly closed chamber that is open to the sea at the bottom and  
15  
16 open to the air via one or more air turbines. The most popular design is known as the Wells  
17  
18 Turbine, and involves symmetrically shaped airfoils mounted at 90° to the airflow. However,  
19  
20 other turbine designs could be applied as well such as variable-pitch turbine blades. Although the  
21  
22 flywheel motion of the turbine does provide some energy storage, the overall output of an air  
23  
24 turbine is generally highly variable [49] depending on the designs. A significant amount of  
25  
26 power will probably be required in order to connect the OWC to the grid. Thus, the  
27  
28 investigations of the OWC wave energy are an important step in harnessing the wave energy in  
29  
30  
31  
32  
33  
34  
35  
36  
37  
38  
39  
40  
41  
42  
43  
44  
45  
46  
47  
48  
49  
50  
51  
52  
53  
54  
55  
56  
57  
58  
59  
60  
61  
62  
63  
64  
65

38 Wave energy may not be suitable or commercially viable as tidal current energy in Malaysia.  
39  
40  
41 Wave energy conversion technology requires an average annual wave power density greater than  
42  
43 50 kW/m<sup>2</sup>. However, the wave power density of Malaysia's ocean is less than 50 kW/m<sup>2</sup>. Hence,  
44  
45  
46 Malaysia's ocean has rather low potential in harnessing wave energy [50]. Furthermore, the  
47  
48 shoreline changes due to wave energy have caused erosion and sedimentation issues [51].  
49  
50  
51  
52  
53  
54  
55  
56  
57  
58  
59  
60  
61  
62  
63  
64  
65

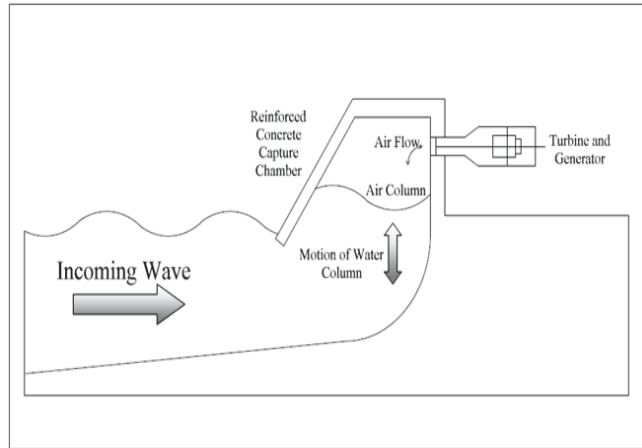


Figure 8: Schematic diagram of wave power generation

### 3.4. Ocean Thermal Energy Conversion (OTEC)

Ocean thermal energy conversion (OTEC) makes use of the temperature difference between the warm surface of the ocean and the colder layers underneath as illustrated in Figure 9. The amount of energy due to solar heating available in the temperature gradient between the hot and cold seawater can be substantially larger than the energy required to pump the cold seawater up from the lower layers of the ocean. The warm water from the surface is used to boil a working fluid (the seawater itself under low pressure in open cycle systems). The working fluid then runs through a turbine and being condensed using the cold seawater pumped from the depths. OTEC is best suited to areas near the equator, where the intense solar radiation warms the surface significantly [52].

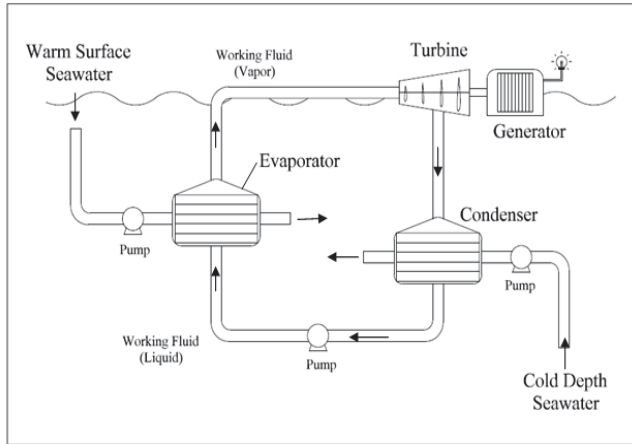


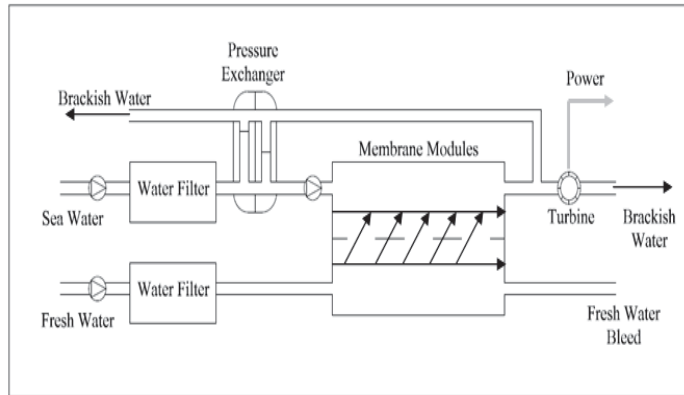
Figure 9: Ocean Thermal Energy Conversion (OTEC)

Malaysia has a good potential in harnessing ocean thermal energy from the Sabah Trough. The water depth at the Sabah Trough is 2900 m and the temperature is about 3 °C at the bottom compared with 29 °C at the surface. This temperature difference makes OTEC possible for use in Malaysia because according to the scientific literature, an area with a 22 °C temperature difference has the potential to generate renewable energy [53]. Recent developments in OTEC show that ammonia is a good choice for the organic Rankine cycle utilized in OTEC, from which a greater output could be generated [54].

### 3.5. Salinity gradient power

Salinity gradient power makes use of the potential energy available when saltwater and freshwater mix. The pressure induced by the movement of water across a membrane can be used to run turbines via a process known as “Pressure-Retarded Osmosis.” This process is illustrated below in Figure 10. The latest research development of this energy system uses reverse

1  
2  
3  
4 electro dialysis ion-exchange membrane stacks in microbial reverse-electrodialysis cells, to  
5  
6 capture salinity-gradient energy from ammonium bicarbonate salt solutions, which is able to  
7  
8 produce greater energy as well as greater recovery of the energy [55].  
9



10  
11  
12  
13  
14  
15  
16  
17  
18  
19  
20  
21  
22  
23  
24  
25  
26  
27  
28 Figure 10: Salinity gradient power  
29  
30

31  
32 Malaysia has a high rainfall rate. In February 2012, the total rainfalls were between 175% and  
33  
34 485% above average in the northern area, and between 66% and 122% above the monthly  
35  
36 average on the west coast of the Peninsula Malaysia [56]. The average rainfall throughout the  
37  
38 whole country is approximately 250 cm per year [57]. The main rivers in the west of the  
39  
40 Peninsular of Malaysia, such as: Sungai Perak (390 km), Sungai Selangor (80 km), and Sungai  
41  
42 Muar (190 km) are drained into the Straits of Malacca (main river) [58]. Exchange of organic  
43  
44 matter and mineral nutrients occur in the estuary area and hence, a salinity gradient is generated  
45  
46  
47 [59].  
48  
49

#### 50 51 52 53 **4. Challenges and comparison** 54 55 56 57 58 59 60 61 62 63 64 65

1  
2  
3  
4 Electricity demand is projected to increase steadily worldwide, particularly for Asian countries  
5  
6 [16]. Therefore, Asian countries are expected to put more efforts into generating electricity from  
7  
8 renewable sources. Malaysia has committed to promote the renewable energy but ocean energies  
9  
10 have been ignored or are not being emphasised in the current policy. Therefore, seven key  
11  
12 challenges facing the feasibility studies have been investigated for ocean renewable energies in  
13  
14 Malaysia [60]. These factors are as follows:  
15  
16  
17  
18  
19  
20

- 21 i. Predictability: the development of ocean energy requires proper design and planning with  
22 regard to the required electricity generation.  
23
- 24 ii. Manufacturability: after the design and planning, a prototype needs be manufactured with  
25 consideration for the future mass development.  
26
- 27 iii. Installability: availability of sites for the installation is crucial with regard to marine  
28 traffic and environmental considerations.  
29
- 30 iv. Operability: when the operation takes place, it should consider the cost for control and  
31 maintenance along the period of electricity generation.  
32
- 33 v. Survivability: the system/method must be able endure extreme conditions due to the  
34 possibility of extreme weather or natural disasters.  
35
- 36 vi. Reliability: the output of electricity generation is consistent and operated to a planned  
37 schedule during its life-span.  
38
- 39 vii. Affordability: the project life-cycle cost (initial cost, operation cost and maintenance cost)  
40  
41 must be balanced so as to provide a return on investment within a reasonable period.  
42  
43  
44  
45  
46  
47  
48  
49  
50  
51  
52  
53  
54  
55  
56  
57  
58  
59  
60  
61  
62  
63  
64  
65

Subsequently, Table 1 shows the comparison between the ocean energies and their suitability for application in Malaysia. The comparison was referred to an overview status of the energies, and also considerations of policy making and environmental issues. This approach was merely to assess and render a generic view on the overall development of the energies, instead of detailed examinations on each and every one of the energy. Nevertheless, the potential rating could be fine-tuned, or even changed from time to time due to the quick pace of development and research activities on these ocean renewable energies.

Table 1: Comparison of the potential among the ocean renewable energies

	Predictability	Manufacturability	Installability	Operability	Survivability	Reliability	Affordability	References
<b>Tidal barrage</b>	H	M	M	M	M	H	L	[10, 37, 38, 40, 41, 61-64]
<b>Tidal turbine</b>	H	H	H	H	M	H	M	[9-10, 45-47, 61, 65-68, 73]
<b>Wave energy</b>	M	M	H	M	M	M	M	[49-51, 62, 69, 70]
<b>OTEC power</b>	L	L	M	M	M	L	M	[52-54, 62, 70]
<b>Salinity gradient power</b>	M	L	M	M	M	L	M	[55-57, 71]

Note: Potentiality for the classification of high (H), medium (M), and low (L).

Tidal turbine has a relatively high potential in extracting the tidal current energy in terms of the cost, environmental impact and overall reliability [72]. Moreover, optimisation and maximising of the power output has been well assessed and formulated at the current stage of development, such as the numbers of turbines should be installed, a practical way in estimating the power extraction and so on [66, 68, 73], even though extracting the energy under difficult situation, such as lower current speed [67]. This would increase and strengthen the confidence level of the interested parties who are going to extract ocean renewable energy using tidal turbine.

Besides, tidal energy is a promising energy source available for the electricity generation in Malaysia [20]. The analytical study suggested the tidal energy extraction in a few locations of Malaysia is able to reach an annual electricity generation of 14.5 GWh [50]. This prediction serves as a good foundation for further research and development into tidal energy. Overall, the potentiality of tidal turbine is relatively high as shown in Table 2.

Table 2: Summary of potentiality

Sources of ocean renewable energy	Summary of potentiality
Tidal barrage	Medium
Tidal turbine	High
Wave energy	Medium/high
OTEC power	Low/Medium
Salinity gradient power	Low/Medium

## 5. The potential of the Straits of Malacca

Malaysia has a high coast per area ratio of 14; the coastline is 4675 km long and the land area is 328550 km<sup>2</sup> [74]. The Straits of Malacca is one of the longest straits in the world, which has a constant minimum flow of 0.5 m/s with maximum up to 4 m/s in particular regions [75]. It is an important shipping waterway in terms of economics and strategic location connecting the Indian and the Pacific Oceans [76]. The average depth around the areas of the Straits is approximately 40m with an average current speed of 2 m/s or equivalent to 4 knots, which is sufficient to make the turbine works. Figure 11 illustrates the location of the Straits of Malacca. The preliminary study mentioned earlier focused on the locations at Pulau Jambongan, Kota Belud, and Sibul [50].

Marine Renewable Energy research group at University of Malaysia (MRE@UM) by Lam proposed the potential site selection in the Straits of Malacca in the recent publication [77]. The Acoustic Doppler Current Profiler (ADCP) data at a coordinate of (41130, 37.1300N, 1001320, 09.0200E) showed the maximum velocity is 0.48m/s on 7 March 2011, which the device was installed at the seabed with 8m depth. The station was located at a safe place rather than where with known current by Malaysian Meteorological Department. The flow speed is expected to be higher according to the communication with local community and a more detailed site measurement is on planning.





Figure 11: Location of the Straits of Malacca

Therefore, the potential of the Straits of Malacca is rather high for harvesting ocean energies, and this supply the electricity to the capital city of Malaysia, namely, Kuala Lumpur. This is because the distance is relatively short from the coast to the metropolitan area of Kuala Lumpur or the Klang Valley. Furthermore, the nature of the Straits, that are approximately 500 miles long, has great potential pertaining to the seven key challenges and feasibility studies as explained earlier, especially for the method of tidal turbine. The selection of this type of ocean energy is based on the current literature and also Malaysia's environmental considerations and policies. Even though ocean energy is not listed as one of the sources of renewable energy under the new Acts, the Sustainable Energy Development Authority that has been granted power under SEDA 2011, could make changes and amendments to the Act when tidal energy has been proven practical for harvesting ocean energy in Malaysia. Therefore, this review is able to highlight and promote

1  
2  
3  
4 public awareness and inspire the Authority to dedicate more efforts into ocean renewable  
5  
6 energies.  
7  
8  
9

## 10 11 **6. Discussion and conclusion** 12 13

14  
15  
16 Malaysia has committed to invest in and use renewable energy since 1990s. The Renewable  
17  
18 Energy Act 2011 and SEDA 2011 have been enacted, where FiT is implemented to provide  
19  
20 incentives for electricity producers using renewable energy. However, biogas, biomass, solar  
21  
22 power and mini-hydro are the only sources that have been considered for the incentives provided  
23  
24 under the current energy policy. There is a need to review and amend the energy policy due to  
25  
26 non-inclusion of ocean renewable energy. This is because a review of the literature and related  
27  
28 findings has clearly indicated a high potentiality of marine energy to electricity generation. The  
29  
30 increased interest in ocean renewable energies becomes apparent in recent years. This area of  
31  
32 research has shown rapid growth during the past ten years, based on the results from Scopus. If  
33  
34 the search was conducted using the specific terms of the five types of ocean energy, it would  
35  
36 generate a result with a tremendous number of publications. Overall, the continued development  
37  
38 of the ocean energies is a global trend.  
39  
40  
41  
42  
43  
44  
45  
46  
47

48 Additionally, tidal turbine has a great potential compared with other types of ocean energy.  
49  
50 Furthermore, Malaysia has an added advantage with its strategic location for harvesting the tidal  
51  
52 energy from the long coastline in the Straits of Malacca. The generation of electricity from a  
53  
54 tidal energy source would be a cost effective method to combat the effects of climate change [36].  
55  
56  
57  
58  
59  
60  
61  
62  
63  
64  
65

1  
2  
3  
4 Nevertheless, the environmental effects from ocean renewable energy sources need to be  
5 examined, especially on tidal turbines. The effects usually occur at the local level (sea water)  
6  
7 with regard to environmental consequences and also unexpected low output of electricity being  
8  
9 generated from the ocean [12]. Subsequently, the marine mammals or wildlife and water quality  
10  
11 might also be affected. However, the effects on these marine mammals remain unknown [78].  
12  
13  
14 The effects on water quality caused by tidal energy systems have yet to be confirmed, but these  
15  
16 effects are probably varied between the estuaries and coastlines [79]. Although the  
17  
18 environmental effects are thought to be minor, the effects are unclear at this juncture . The proper  
19  
20 planning and investigations are required in the preliminary stages, particularly regarding the  
21  
22 aspects of construction and maintenance of tidal turbines. Research also needs to be undertaken  
23  
24 to determine whether sufficient output of electricity could be generated by a tidal energy system  
25  
26 or not before commencing mass development along the coastline.  
27  
28  
29  
30  
31  
32  
33  
34  
35

36 The review renders an important insight into the potentiality of ocean renewable energies in  
37  
38 Malaysia. It is recommended that local government takes serious consideration and places  
39  
40 confidence in the development of ocean renewable energy in Malaysia, by amending the current  
41  
42 Acts to provide incentives for electricity producers to use this source of renewable energy.  
43  
44 Meanwhile, the industrial stakeholders from both public and private sectors should allocate more  
45  
46 funds or investments for venturing into the development of ocean renewable energies particularly  
47  
48 tidal energy in the Straits of Malacca. Ultimately, the success of this sustainability paradigm  
49  
50 requires a joint effort and a shared responsibility from all parties.  
51  
52  
53  
54  
55  
56  
57  
58  
59  
60  
61  
62  
63  
64  
65

1  
2  
3  
4 **Acknowledgments**  
5  
6  
7  
8

9 The authors wish to extend their gratitude to the Ministry of Higher Education for the financial  
10 support under the UM/MOHE High Impact Research Grant (H-1600-00-D000047) and to also  
11 thank Mr. Wenxi Zhu from IOC-UNESCO and Prof. Dr. Nor Aieni binti Hj Mokhtar from the  
12 National Oceanography Directorate (NOD), for their discussions.  
13  
14  
15  
16  
17  
18  
19  
20

21 **References**  
22

- 23  
24 [1] Schubert SF, Turnovsky, SJ. The impact of oil prices on an oil-importing developing  
25 economy. *Journal of Development Economics* 2011;94 (1):18–29.  
26  
27  
28 [2] Ziolkowska JR, Ziolkowska, B. Product generational dematerialization indicator: A case of  
29 crude oil in the global economy. *Energy* 2011;36(10):5925–5934.  
30  
31  
32 [3] Gómez-Loscos A, Montañés A, Gadea MD. The impact of oil shocks on the Spanish  
33 economy. *Energy Economics* 2011;33(6):1070–1081.  
34  
35  
36 [4] Ali Ahmed HJ, Wadud IKMM. Role of oil price shocks on macroeconomic activities: An  
37 SVAR approach to the Malaysian economy and monetary responses. *Energy Policy*  
38 2011;39(12):8062–8069.  
39  
40  
41 [5] Archanskaia E, Creel J, Hubert P. The nature of oil shocks and the global economy. *Energy*  
42 *Policy* 2012;42:509–520.  
43  
44  
45 [6] Hanabusa K. The effect of 107th OPEC Ordinary Meeting on oil prices and economic  
46 performances in Japan. *Renewable and Sustainable Energy Reviews* 2012;16(3):1666–  
47 1672.  
48  
49  
50  
51  
52  
53  
54  
55  
56  
57  
58  
59  
60  
61  
62  
63  
64  
65

- 1  
2  
3  
4 [7] Rahman S, Serletis A. Oil price uncertainty and the Canadian economy: Evidence from a  
5  
6 VARMA, GARCH-in-Mean, asymmetric BEKK model. *Energy Economics*  
7  
8 2012;34(2):603–610.  
9  
10  
11 [8] Zevenhoven R, Beyene A. The relative contribution of waste heat from power plants to  
12  
13 global warming. *Energy* 2011;36(6):3754–3762.  
14  
15  
16 [9] Harris D. Monitoring global warming. *Energy and Environment* 2011;22(7):929–937.  
17  
18  
19 [10] Peters GP, Aamaas BT, Lund M, Solli C, Fuglestvedt JS. Alternative “global warming”  
20  
21 metrics in life cycle assessment: A case study with existing transportation data.  
22  
23 *Environmental Science and Technology* 2011;45(20):8633–8641.  
24  
25  
26 [11] Armstrong PJ, Green KC, Soon W. Research on forecasting for the manmade global  
27  
28 warming alarm. *Energy and Environment* 2011;22(8):1091–1104.  
29  
30  
31 [12] Moriarty P, Honnery D. What is the global potential for renewable energy? *Renewable and*  
32  
33 *Sustainable Energy Reviews* 2012;16:244–252.  
34  
35  
36 [13] May W. Assessing the strength of regional changes in near-surface climate associated with  
37  
38 a global warming of 2 °C. *Climatic Change* 2012;110 (3-4):619–644.  
39  
40  
41 [14] Erdinc O, Uzunoglu M. Optimum design of hybrid renewable energy systems: Overview  
42  
43 of different approaches. *Renewable and Sustainable Energy Reviews* 2012;16 (3):1412–  
44  
45 1425.  
46  
47  
48 [15] International Energy Agency (IEA). *Key World Energy Statistics*. Paris: OECD/IEA 2011.  
49  
50  
51 [16] International Energy Agency (IEA). *World Energy Outlook*. Paris: OECD/IEA 2009.  
52  
53  
54 [17] Ministry of Energy, Green Technology and Water, Malaysia. *National Renewable Energy*  
55  
56 *Policy & Action Plan*. Kuala Lumpur: KETTHA 2009.  
57  
58  
59  
60  
61  
62  
63  
64  
65

- 1  
2  
3  
4 [18] Ong HC, Mahlia TMI, Masjuki HH. A review on energy scenario and sustainable energy in  
5  
6 Malaysia. *Renewable and Sustainable Energy Reviews* 2011;15:639–647.  
7  
8  
9 [19] Oh TH, Pang SY, Chua SC. Energy policy and alternative energy in Malaysia: Issues and  
10  
11 challenges for sustainable growth. *Renewable and Sustainable Energy Reviews*  
12  
13 2010;14:1241–1252.  
14  
15  
16 [20] Hashim H, Ho WS. Renewable energy policies and initiatives for a sustainable energy  
17  
18 future in Malaysia. *Renewable and Sustainable Energy Reviews* 2011;15:4780–4787.  
19  
20  
21 [21] Shafie SM, Mahlia TMI, Masjuki HH, Andriyana A. Current energy usage and sustainable  
22  
23 energy in Malaysia: A review. *Renewable and Sustainable Energy Reviews* 2011;15:4370–  
24  
25 4377.  
26  
27  
28 [22] Central Bank of Malaysia. Bank Negara Malaysia Annual Report 2010. Available at:  
29  
30 [http://www.bnm.gov.my/files/publication/ar/en/2010/ar2010\\_book.pdf](http://www.bnm.gov.my/files/publication/ar/en/2010/ar2010_book.pdf) [accessed  
31  
32 10.03.2012].  
33  
34  
35 [23] Department of Statistics, Malaysia. Mining, Manufacturing and Electricity. Available at:  
36  
37 [http://www.statistics.gov.my/portal/download\\_Buletin\\_Bulanan/download.php?file=BPB](http://www.statistics.gov.my/portal/download_Buletin_Bulanan/download.php?file=BPB)  
38  
39 [M/2012/JAN/08\\_Mining.pdf](http://www.statistics.gov.my/portal/download_Buletin_Bulanan/download.php?file=BPB) [accessed 11.03.2012].  
40  
41  
42 [24] Department of Statistics, Malaysia. Electricity. Available at:  
43  
44 [http://www.statistics.gov.my/portal/download\\_Economics/download.php?file=DATA\\_SE](http://www.statistics.gov.my/portal/download_Economics/download.php?file=DATA_SE)  
45  
46 [RIES/2011/pdf/16Elektrik.pdf](http://www.statistics.gov.my/portal/download_Economics/download.php?file=DATA_SE) [accessed 11.03.2012].  
47  
48  
49 [25] Department of Statistics, Malaysia. Environment. Available at:  
50  
51 [http://www.statistics.gov.my/portal/download\\_Economics/download.php?file=DATA\\_SE](http://www.statistics.gov.my/portal/download_Economics/download.php?file=DATA_SE)  
52  
53 [RIES/2011/pdf/19Alam\\_Sekitar.pdf](http://www.statistics.gov.my/portal/download_Economics/download.php?file=DATA_SE) [accessed 11.03.2012].  
54  
55  
56  
57  
58  
59  
60  
61  
62  
63  
64  
65

- 1  
2  
3  
4 [26] Powertech Labs (2009), Ocean energy: global development Status, IEA-OES Document  
5  
6 No.: T0104.  
7  
8  
9 [27] Poh KM, Kong HW. Renewable energy in Malaysia: a policy analysis. Energy for  
10  
11 Sustainable Development 2002;6(3):31-39.  
12  
13  
14 [28] Jaafar MZ, Kheng WH, Kamaruddin N. Greener energy solutions for a sustainable future:  
15  
16 issues and challenges for Malaysia. Energy Policy 2003;31(11):1061-1072.  
17  
18  
19 [29] Shamsuddin AH. Development of Renewable Energy in Malaysia-Strategic Initiatives for  
20  
21 Carbon Reduction in the Power Generation Sector. Procedia Engineering 2012;49:384-391.  
22  
23  
24 [30] Dalimin MN. Renewable energy update: Malaysia. Renewable Energy 1995;6(4):435-439.  
25  
26  
27 [31] Sulaiman F, Zain A.N. Current status of energy utilization and future of renewable energy  
28  
29 in Malaysia. Renewable Energy 1996;9:1148-1151.  
30  
31 [32] Kannan KS. Strategies for promotion and development of renewable energy in Malaysia.  
32  
33 Renewable Energy 1999;16:1231-1236.  
34  
35  
36 [33] Ahmad S, Kadir MZAA, Shafie S. Current perspective of the renewable energy  
37  
38 development in Malaysia. Renewable and Sustainable Energy Reviews 2011;15(2):897-  
39  
40 904.  
41  
42  
43 [34] Shafie SM, Mahlia TMI, Masjuki HH, Andriyana A. Current energy usage and sustainable  
44  
45 energy in Malaysia: A review. Renewable and Sustainable Energy Reviews  
46  
47 2011;15(9):4370-4377.  
48  
49  
50 [35] Ong HC, Mahlia TMI, Masjuki HH. A review on energy scenario and sustainable energy in  
51  
52 Malaysia. Renewable and Sustainable Energy Reviews 2011;15(1):639-647.  
53  
54  
55 [36] Dai YM, Lam W-H. Numerical study of straight-bladed Darrieus-type tidal turbine.  
56  
57 Proceedings of the Institution of Civil Engineers, Energy 2009;162:67–76.  
58  
59  
60  
61  
62  
63  
64  
65

- 1  
2  
3  
4 [37] Etemadi A, Emami Y, AsefAfshar O, Emdadi A. Electricity generation by the tidal  
5  
6 barrages. *Energy Procedia* 2010;12:928–935.  
7  
8  
9 [38] Green Thoughts. *Marine Renewable Energy*. Vol 6, (2007). Available at:  
10  
11 <http://greenthoughts.us/ree/marine/> [accessed 11.02.2012].  
12  
13  
14 [39] Johansson TB, Kelly H, Reddy AKN, William RH, Burnham J. *Renewable Energy:*  
15  
16 *Sources for Fuels and Electricity*, Washington: Island Press 1993.  
17  
18  
19 [40] Xia J, Falconer RA, Lin B, Tan G. Estimation of annual energy output from a tidal barrage  
20  
21 using two different methods. *Applied Energy* 2012;93:327–336.  
22  
23  
24 [41] Yoon KS, Ryu Y, Bae DW, Kim HJ. Two- and three-dimensional hydraulic model tests of  
25  
26 sluice-conveyance for a tidal power plant design. *Journal of Coastal Research*  
27  
28 2011;64:636–640.  
29  
30  
31 [42] Othman ZA. *The Future of Hydropower in Malaysia*. *Jurutera* 2005;May:32–33.  
32  
33  
34 [43] Gorlov A. Helical Turbine Assembly Operable Under Multidirectional Gas and Water  
35  
36 Flow for Power and Propulsion Systems [US Patent No. 6,036,443] (2000).  
37  
38  
39 [44] Paraschivoiu I. *Wind Turbine Design: With Emphasis on Darrieus Concept*. Montreal:  
40  
41 Presses Internationales Polytechnique 2002.  
42  
43  
44 [45] Kiho S, Shiono M, Suzuki K. The power generation from tidal currents by Darrieus turbine.  
45  
46 *Renewable Energy* 1996;9:1242–1245.  
47  
48  
49 [46] Ahmadian R, Falconer RA. Assessment of array shape of tidal stream turbines on hydro-  
50  
51 environmental impacts and power output. *Renewable Energy* 2012;44:318–327.  
52  
53  
54 [47] Turnock SR, Phillips AB, Banks J, Lee RN. Modelling tidal current turbine wakes using a  
55  
56 coupled RANS-BEMT approach as a tool for analysing power capture of arrays of turbines.  
57  
58 *Ocean Engineering* 2011;38:1300–1307.  
59  
60  
61  
62  
63  
64  
65



- 1  
2  
3  
4 [48] Gato LMC, Curran R. The Energy Conversion Performance of Several Types of Wells  
5  
6 Turbines Designs. Proc. Institutions of Mechanical Engineers, Part A, Journal of Power  
7  
8 Engineering 1997;211:133–145.  
9
- 10  
11 [49] EPRI. (2007), Indian Wave Energy, pp. 3–5. Available at:  
12  
13 <http://www.niot.res.in/m1/mm1.html> [accessed 21.02.2012].  
14  
15
- 16 [50] Lim YS, Koh SL. Analytical assessments on the potential of harnessing tidal currents for  
17  
18 electricity generation in Malaysia. Renewable Energy 2010;35:1024–1032.  
19  
20
- 21 [51] Marghany M, Hashim M, Cracknell A. Simulation of shoreline change using AIRSAR and  
22  
23 POLSAR C-band data. Environmental Earth Sciences 2011;64(4):1177–1189.  
24  
25
- 26 [52] Vega LA. Ocean Thermal Energy Conversion (OTEC) (1999) 1–6, 11. Available at:  
27  
28 <http://www.otecnews.org> [accessed 19.01.2012].  
29  
30
- 31 [53] Abu BJ. Ocean Thermal Energy., from The prospects of Generating Renewable Energy till  
32  
33 Eternity: Not Nuclear, but from the Thermal-energy Differential of the Water Depth off  
34  
35 Sabah Trough. Available at: [http://straightfront.blogspot.com/2009/03/ocean-thermal-](http://straightfront.blogspot.com/2009/03/ocean-thermal-energy.html)  
36  
37 [energy.html](http://straightfront.blogspot.com/2009/03/ocean-thermal-energy.html) [accessed 11.04.2012].  
38  
39
- 40 [54] Sun F, Ikegami Y, Jia B, Arima H. Optimization design and exergy analysis of organic  
41  
42 rankine cycle in ocean thermal energy conversion. Applied Ocean Research 2012;35:38–  
43  
44 46.  
45  
46  
47
- 48 [55] Cusick RD, Kim Y, Logan BE. Energy capture from thermolytic solutions in microbial  
49  
50 reverse- electro dialysis cells. Science 2012;335(6075):1474-1477.  
51  
52
- 53 [56] MOSTI. Malaysian Meteorological Department: Monthly Weather Bulletin. Available at:  
54  
55 [http://www.met.gov.my/index.php?option=com\\_content&task=view&id=846&Itemid=158](http://www.met.gov.my/index.php?option=com_content&task=view&id=846&Itemid=158)  
56  
57 [6](http://www.met.gov.my/index.php?option=com_content&task=view&id=846&Itemid=158) [accessed 31.03.2012].  
58  
59  
60  
61  
62  
63  
64  
65

- 1  
2  
3  
4 [57] Saw S-H. The population of Peninsular Malaysia. Singapore: Institute of Southeast Asian  
5  
6 Studies 2007.  
7  
8
- 9 [58] WWF. (2003). *WWF: Our Water Sources*. Available at:  
10  
11 [http://www.wwf.org.my/media\\_and\\_information/learning\\_sharing/freshwater\\_main/](http://www.wwf.org.my/media_and_information/learning_sharing/freshwater_main/)  
12  
13 [accessed 10.04.2012].  
14  
15
- 16 [59] Ong J, Gong W, Wong C, Zubir HD. Characterization of a Malaysian Mangrove Estuary.  
17  
18 *Estuaries* 1991;14(1):38–48.  
19  
20
- 21 [60] Markus M, Robin W. Enabling science and technology for marine renewable energy.  
22  
23 *Energy Policy* 2008;36:4376–4382.  
24  
25
- 26 [61] Rourke FO, Boyle F, Reynolds A. Marine current energy devices: Current status and  
27  
28 possible future applications in Ireland. *Renewable and Sustainable Energy*  
29  
30 *Reviews* 2010;14(3):1026-1036.  
31  
32
- 33 [62] Malik AQ. Assessment of the potential of renewables for Brunei Darussalam. *Renewable*  
34  
35 *and Sustainable Energy Reviews* 2011;15:427–437.  
36  
37
- 38 [63] Darmawi, Sipahutar R, Bernas R, Imanuddin, M. Renewable energy and hydropower  
39  
40 utilization tendency worldwide. *Renewable and Sustainable Energy Reviews* 2013;17:213-  
41  
42 215.  
43  
44
- 45 [64] Trapani K, Millar DL, Smith HCM. Novel offshore application of photovoltaics in  
46  
47 comparison to conventional marine renewable energy technologies. *Renewable Energy*  
48  
49 2013;50:879-888.  
50  
51  
52
- 53 [65] Rourke FO, Boyle F, Reynolds A. Renewable energy resources and technologies  
54  
55 applicable to Ireland. *Renewable and Sustainable Energy Reviews* 2009;13:1975–1984.  
56  
57  
58  
59  
60  
61  
62  
63  
64  
65

- 1  
2  
3  
4 [66] Estimating the power potential of tidal currents and the impact of power extraction on flow  
5 speeds Ross Vennell *Renewable Energy* 36 (2011) 3558e3565  
6  
7  
8  
9 [67] Hassan HF, El-Shafie A, Karim OA. Tidal current turbines glance at the past and look into  
10 future prospects in Malaysia. *Renewable and Sustainable Energy Reviews* 2012;16:5707–  
11 5717  
12  
13  
14  
15 [68] Walters RA, Tarbotton MR, Hiles CE. Estimation of tidal power potential. *Renewable*  
16 *Energy* 2013;51:255-262.  
17  
18  
19 [69] Bahaj AS. Generating electricity from the oceans. *Renewable and Sustainable Energy*  
20 *Reviews* 2011;15:3399– 3416.  
21  
22  
23 [70] Hammar L, Ehnberg J, Mavume A, Cuamba BC, Molander S. Renewable ocean energy in  
24 the Western Indian Ocean. *Renewable and Sustainable Energy Reviews* 2012;16(7):4938-  
25 4950.  
26  
27  
28 [71] Zabihian F, Fung AS. Review of marine renewable energies: Case study of Iran.  
29 *Renewable and Sustainable Energy Reviews* 2011;15:2461–2474.  
30  
31  
32 [72] Chen W-B, Liu W-C, Hsu M-H. Modeling assessment of tidal current energy at Kinmen  
33 Island, Taiwan. *Renewable Energy* 2013;50:1073-1082.  
34  
35  
36 [73] Vennell R. Realizing the potential of tidal currents and the efficiency of turbine farms in a  
37 channel. *Renewable Energy* 2012;47:95-102.  
38  
39  
40 [74] CIA Fact Book. Coast Area Ratio arranged by Wikipedia. Available at:  
41 [http://en.wikipedia.org/wiki/List\\_of\\_countries\\_by\\_length\\_of\\_coastline#cite\\_note-](http://en.wikipedia.org/wiki/List_of_countries_by_length_of_coastline#cite_note-1)  
42 [1](http://en.wikipedia.org/wiki/List_of_countries_by_length_of_coastline#cite_note-1)[accessed 11.03.2012].  
43  
44  
45  
46  
47  
48  
49  
50  
51  
52  
53  
54  
55  
56  
57  
58  
59  
60  
61  
62  
63  
64  
65

- 1  
2  
3  
4 [75] American University of Washington DC, The Impact of Transportation on Wildlife in the  
5 Malacca Straits. Available at: <http://www1.american.edu/ted/malacca.htm> [accessed  
6  
7  
8  
9 11.03.2012].  
10  
11 [76] Qu X, Meng Q. The economic importance of the Straits of Malacca and Singapore: An  
12 extreme-scenario analysis. *Transportation Research. Part E* 2012; 48:258–265.  
13  
14 [77] Sakmani AS, Lam WH, Hashim R, Chong HY. Site selection for tidal turbine installation  
15 in the Strait of Malacca. *Renewable and Sustainable Energy Reviews* 2013. (In press)  
16  
17 [78] Boehlert GW, Gill AG. Environmental and ecological effects of ocean renewable energy  
18 development: a current synthesis. *Oceanography* 2010; 23(2):68–81.  
19  
20 [79] Kadir M, Ahmadian R, Evans BB, Rauwen W, Falconer R. A review of the potential water  
21 quality impacts of tidal renewable energy systems. *Renewable and Sustainable Energy*  
22 *Reviews* 2012; 16:329–341.  
23  
24  
25  
26  
27  
28  
29  
30  
31  
32  
33  
34  
35  
36  
37  
38  
39  
40  
41  
42  
43  
44  
45  
46  
47  
48  
49  
50  
51  
52  
53  
54  
55  
56  
57  
58  
59  
60  
61  
62  
63  
64  
65