

IN SITU CALLS OF THE MARINE PERCIFORM *GLAUCOSOMA HEBRAICUM*

Miles Parsons¹, Simon Longbottom², Robert McCauley¹, Paul Lewis³ and David V. Fairclough³

¹ Centre for Marine Science and Technology, Curtin University, GPO Box U1987, Perth, WA 6845, Australia

² Curtin Aquatic Research Laboratory, Curtin University, GPO Box U1987, Perth, WA 6845, Australia

³ WA Fisheries and Marine Research Laboratory, Department of Fisheries, Western Australia, PO Box 20, North Beach, WA, 6920

West Australian dhufish (*Glaucosoma hebraicum*), a marine perciform, possess a swim bladder which has associated muscles that are used in sound production. Individuals have been recorded producing sounds during capture that may be associated with disturbance from their normal behaviour. To determine whether individuals produce sound during natural behaviour, a passive sea-noise logger was deployed on the seafloor for one month in close proximity to low-relief artificial substrates occupied by *G. hebraicum*. During this time, both juvenile and sub-adult *G. hebraicum* were observed within metres of the logger on numerous occasions. At approximately the same time, sounds with characteristics similar to the disturbance calls of *G. hebraicum* were detected by the logger. Two types of swimbladder generated calls were recorded, one of widely-spaced pulses and the other of pulses in quick succession. The maximum received levels and sound exposure levels of the recorded calls were 132 dB re 1 μPa and 121 dB re 1 $\mu\text{Pa}^2\cdot\text{s}$, respectively. Based on previously determined *G. hebraicum* source levels and time of arrival techniques (direct and surface-reflected ray paths), the vocalising fish were estimated at between 1 and 19.5 m from the hydrophone and thus within the area where they had been observed. This study has provided evidence that juvenile *G. hebraicum* produce sounds at similar source levels to those generated during human-induced disturbance. This indicates that sound is produced by individuals of this species during normal behaviour, but may or may not be associated with natural sources of disturbance.

INTRODUCTION

Sources of biological sounds in Western Australian waters are numerous, from snapping shrimp, through multiple fish species to marine megafauna, such as humpback (*Megaptera novaeangliae*) and pygmy blue whales (*Balaenoptera musculus breviceauda*) [1-8]. Recording these signals is often conducted to help monitor the temporal and spatial distribution of the source species [9-12]. Some of the greatest contributions to ambient noise come from the vocalisations of fish, particularly at frequencies of 100-1000 Hz. Previously undetected fish choruses, either from a known source at a new location or a new chorus type, are being discovered all the time [13-15] and, under certain conditions, the characteristics of these types of choruses can provide a complementary source of data for monitoring and management [e.g. 16, 17].

The West Australian dhufish (*Glaucosoma hebraicum*) is an important marine perciform in Western Australian fisheries [18] and has been the subject of numerous studies to understand its biology [e.g. 19, 20, 21]. The species has been shown to produce disturbance calls comprising a mean of all maximum root mean square (rms) source levels (SL) within calls and sound exposure level (SEL) of 126 dB re 1 μPa at 1 m and 117 dB re 1 $\mu\text{Pa}^2\cdot\text{s}$ at 1 m, respectively [22]. Determining the behaviours associated with sounds produced by *G. hebraicum* would increase our understanding of their biology (e.g. are sounds associated with reproduction) and the possibility of employing passive acoustic techniques for detection of their presence in an area. If the species only produces disturbance calls, the application to monitoring presence and the number of callers is significantly reduced.

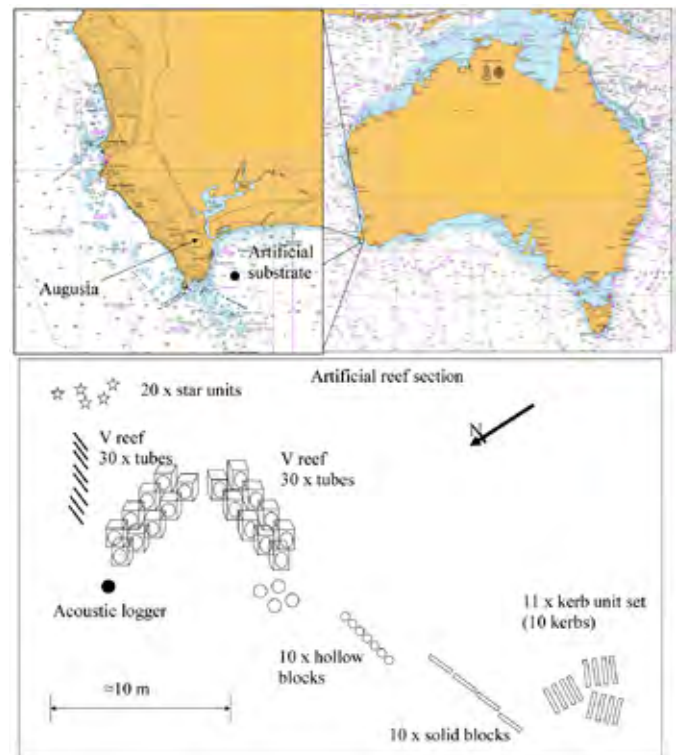


Figure 1. Map of southwest Australia indicating location of lease and line drawing of the spatial organisation of artificial substrates located in the area. Location of logger marked by the black circle.

Other than the confirmation of sound production by *G. hebraicum* during capture, vocalisation of this species under

natural circumstances, *i.e.* in the wild, has not been recorded. The aim of this study was to determine whether individuals of this species produce sound in the natural environment and thus without behavioural bias. This was conducted via the collection of long-term recordings from a location where *G. hebraicum* have been regularly observed at close range (< 20 m) [22]. As the logger was deployed 17 days before recordings commenced, this gave fish the opportunity to become habituated to its presence, thus any recorded vocalisations would be less likely to be associated with disturbance.

METHODS

In 18 m deep waters off Augusta, Western Australia, Ocean Grown Abalone Pty Ltd deployed numerous types of low-relief artificial substrates in 2011 to investigate which type provides preferred habitat for marine ranching greenlip abalone *Haliotis laevis* [23]. Subsequently, juveniles of various species of fish also recruited to the habitats, including *G. hebraicum* [24, Figure 1]. An autonomous sea-noise logger, developed by the Centre for Marine Science and Technology and the Defence Science and Technology Organisation, was deployed to the seabed next to one of the artificial substrates where *G. hebraicum* were consistently observed, between 17th November, 2012 and 12th January, 2013. This logger was connected to an omni-directional, HTI 90-U hydrophone (HighTech Inc., MS, USA) and recorded for 700 of every

900 s for the entire deployment, sampling at 6 ksp. The system was calibrated with a white noise generator at -90 dB re 1 V²/Hz and data analysed using the Characterisation Of Recorded Underwater Sound (CHORUS) Matlab toolbox, written at the Centre for Marine Science and Technology (CMST). Spectrograms were produced with a 1024-point Hanning window at a frequency resolution of 1 Hz.

In calls where reflected paths could be identified, techniques using the difference in time of arrival between direct- and surface-reflected paths of a biological signal were used here to estimate source ranges of *G. hebraicum* [25, 26]. As *G. hebraicum* is a demersal species, often reported around the base of rocky lumps [20], an assumption of their position near the seafloor was made to simplify the range estimate calculations.

The combination of estimated range and known received levels (RLs) provides the possibility of estimating SL using methods similar to Parsons *et al.* [27]. As the fish were assumed, but not confirmed to be near the seafloor at the time of vocalisation, the calculated SL is taken as a coarse estimate to add weight of evidence to determine source species. The effective plane receive beam pattern of the bottom positioned hydrophone should also be considered. In this case, the sand substrate and likely calcarenite beneath it in the area, combined with the estimated water column position of the callers would most likely increase the RLs by between 1 and 4 dB re 1 μ Pa [28].



Figure 2. Still shots from video of a sea-noise logger deployed near artificial substrates off Augusta in December 2012 and January 2013, showing a single juvenile *Glaucosoma hebraicum* next to the sea-noise logger (left) and multiple juveniles next to artificial substrate approximately 7 m from the logger (right). Photos taken by S. Longbottom

Table 1. Acoustic characteristics of calls recorded in an area where multiple *G. hebraicum* occurred. Mean values are presented with standard deviation, maximum and minimum values in parentheses.

Call Type (n)	Number of pulses	Pulse repetition frequency (Hz)	Duration (s)	Spectral peak frequency (Hz)	Bandwidth (Hz; 3dB down)
All multiple pulse calls (68)	13.5 (9.7, 36, 2)	9.2 (5.6, 25.9, 2.4)	1.41 (0.73, 4.1, 0.4)	231 (21, 268, 114)	89 (59, 155, 71)
Pulses in quick succession (36)	13.0 (5.9, 36, 10)	13.2 (4.7, 25.9, 4.0)	1.8 (0.71, 4.1, 1.02)	159 (66, 251, 114)	171 (57, 122, 71)
Separated pulses (32)	4.4 (1.9, 9, 2)	4.66 (1.7, 10.2, 2.4)	0.99 (0.48, 2.6, 0.42)	178 (58, 268, 145)	110 (61, 155, 101)
Single pulse calls (7)	1	n/a	0.04 (0.02, 0.6, 0.02)	149 (46, 251, 99)	107 (66, 185, 89)

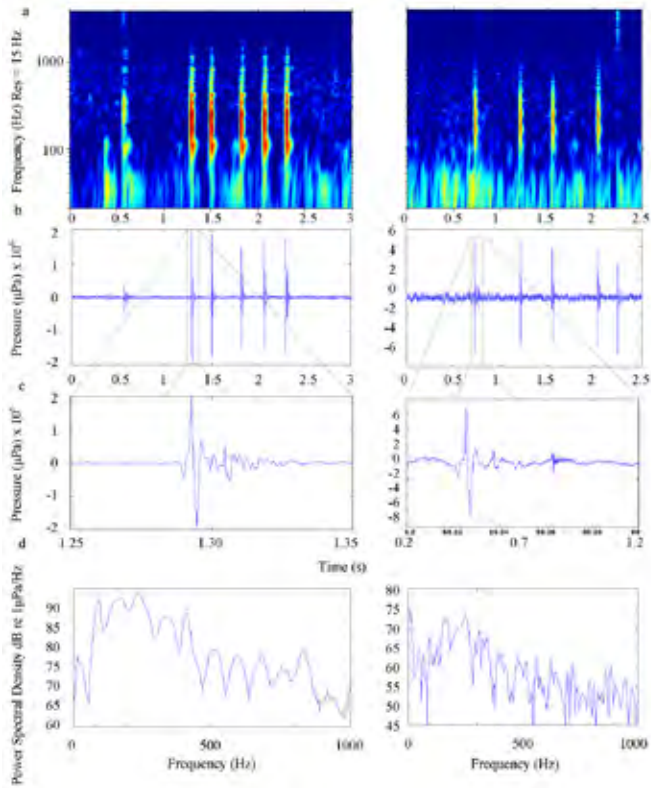


Figure 3. Spectrogram (a) and waveform (b) of two sets of likely *Glaucosoma hebraicum* calls recorded. Expanded waveforms of individual pulses (c) and power spectral density of the overall calls (d) are also shown.

RESULTS

Ongoing monitoring of the study site by Department of Fisheries WA (DoFWA) and Curtin Aquatic Research Laboratory (CARL) researchers has noted that the study site consistently supports many juvenile and, on occasion, *G. hebraicum* greater than the species length at which 50 % of individuals reach sexual maturity (50–246 individual *G. hebraicum* across nine surveys, Lewis, unpublished data). The site was examined multiple times during the day while the logger was deployed by CARL scientists. Three length cohorts of *G. hebraicum*, estimated by eye at a mean of approximately 100, 200 and 300 mm (total length), predominantly of the former two size cohorts, were often seen within 10 m of the noise logger (Figure 2). Other species predominantly observed were snapper (*Pagrus auratus*), weeping toadfish (*Torquigener pleurogramma*), Western king wrasse (*Coris auricularis*) and a single juvenile Rankin’s cod (*Epinephelus multinotatus*) that was also noted on the 15th January, 2013.

The recordings displayed significant wave and mooring noise (artefacts created by motion of the hydrophone or tapping of the cable) throughout the deployment, often masking any concurrent sounds. However, during periods of low ambient noise, a large number of fish calls were detected. A sample of those most similar to *G. hebraicum* disturbance calls (n = 91) are described here. These calls were generalised into two categories; the first comprising calls of an individual pulse

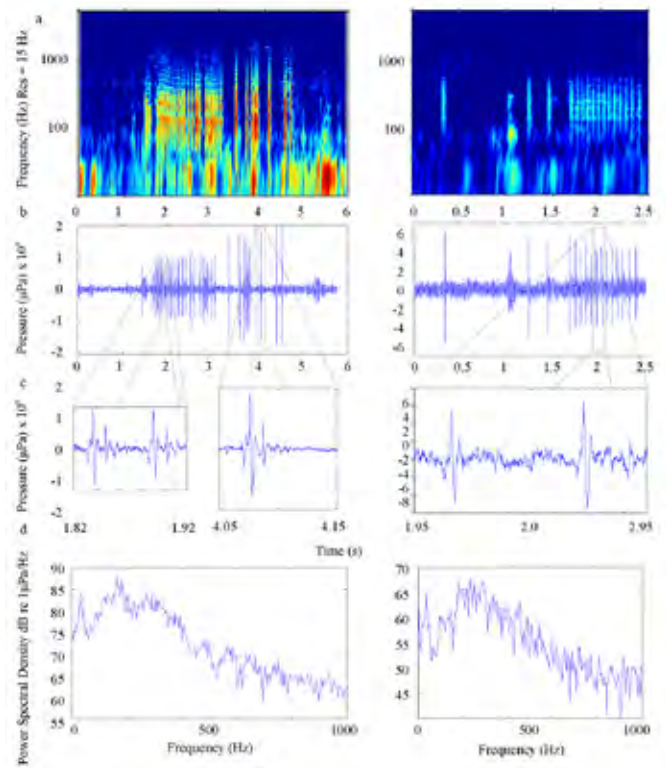


Figure 4. Spectrogram (a) and waveform (b) of two multiple pulse *Glaucosoma hebraicum* calls recorded. Expanded waveforms of individual pulses (c) and power spectral density of the overall calls (d) are also shown.

or a series of multiple pulses that were each separated in time by up to 1 s, but not less than 0.2 s (Figure 3), while the second comprised multiple pulses in quick succession (Figure 4). The latter category calls often included initial pulses separated by > 0.2 s, but were then quickly followed by a series of pulses in quick succession. In each case these calls displayed spectral peak frequencies between 100 and 300 Hz (Table 1) with further spectral peaks at higher frequencies (Figure 3). The maximum rms RLs and SELs of the recorded calls were 132 dB re 1 µPa and 121 dB re 1 µPa².s, respectively.

Surface reflected paths were identified in the pressure waveforms of 77 sounds. Time of arrival difference between the direct and surface reflected paths estimated the closest of these sounds at 1.2 m from the hydrophone, if positioned on the seafloor, with others at up to 19.5 m range (Figure 5). The SL of these calls, estimated from least squares linear regression of the RLs with range from the hydrophone, as per the methods in Parsons *et al.* [27], was 129 dB re 1 µPa.

DISCUSSION

This study provides significant evidence to show that *G. hebraicum* produce sound in the wild, and that these calls may be associated with behaviours other than anthropogenic disturbance. Acoustic characteristics of calls recorded (frequency, duration, estimated SL) were similar to those made during capture of adult *G. hebraicum* off Rottnest Island [22]. Moreover, video evidence and observations by researchers

at times close to that of the recorded calls showed that *G. hebraicum* were present and the most likely source. There is none or little evidence that other species present (e.g. labrids, *Pagrus auratus*) can produce sound [29] or are so prevalent in surrounding locations that vocalisations of this type would be recorded more commonly [29]. Furthermore, juvenile *G. hebraicum* have been recorded at this location consistently over two years in substantial numbers [24].

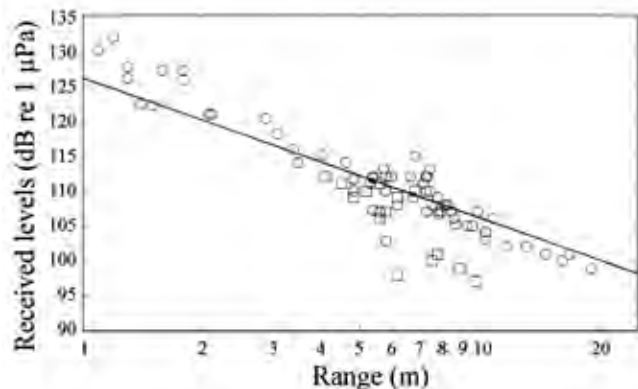


Figure 5. Relationship between mean squared (a) received levels and log estimated range for the calls of *Glaucosoma hebraicum* with closely spaced pulses (squares) and separated pulses (circles). Spherical spreading losses with range for a call of source level 126 dB re 1 μ Pa shown by the black line.

The estimated SLs reported here imply that the callers ranged between 1 and 19.5 m of the logger when compared to previous SL estimates [22]. Ranges determined by surface reflections techniques positioned the fish up to nearly 20 m away. However, to offer a useful and cost-effective method of gathering data on the biology/ecology of *G. hebraicum*, fish would need to be detectable at greater ranges than this. Simple models of transmission loss estimate that in low levels of ambient noise (around 80-90 dB re 1 μ Pa) the calls could be detected at a minimum of 50-100 m from the hydrophone, but this has yet to be shown in the field [22]. If multiple *G. hebraicum* call together this detection range could be extended considerably, similar to other fish choruses [11].

The similarities between the received levels, spectral peak frequencies, waveforms and time between pulses of sounds recorded during this study suggest that both the single pulse and multiple pulse calls came from the same individual, or at least were produced using the same mechanism, and therefore, the same species. The reason for the variations in the number of pulses and time between pulses is unknown, but has been documented in other vocal species [30]. This may or may not have an associated function. The next step in understanding vocal behaviour of *G. hebraicum* is to combine the recordings with long-term visual recordings to determine what the associated functions are. These calls were produced by juvenile and sub-adult fish and therefore not related to spawning. However, as adults of this species demonstrate social hierarchies [20] and individuals produce sound in the natural environment, it is possible that *G. hebraicum* is vocal

during spawning or aggregating activities. Confirmation of such behaviour would allow investigation of the presence/absence of spawning activity in particular locations using passive-acoustic techniques.


ACKNOWLEDGEMENTS

The authors would like to acknowledge the Australian Government via the Fisheries Research and Development Corporation (FRDC) for project support and funding. Logistical support from the Ocean Grown Abalone Pty Ltd was gratefully received. We are also grateful Rhiannon Jones of the Department of Fisheries for her comments on the manuscript.

REFERENCES

- [1] A. Murray, S. Cerchio, R. D. McCauley, C.S. Jenner, Y. Razafindrakoto, D. Coughran, S. McKay and H. Rosenbaum, "Minimal similarity in songs suggests limited exchange between humpback whales (*Megaptera novaeangliae*) in the southern Indian Ocean", *Marine Mammal Science*, **28** (1) 41:57 (2012)
- [2] R.D. McCauley, C.P. Salgado Kent, C.L.K. Burton, C. Jenner, "Blue Whale Calling in Australian Waters", *Journal of the Acoustical Society of America*, **120** (5) 3266, (2006).
- [3] C.P. Salgado Kent, R.D. McCauley, I.M. Parnum, A.N. Gavrilov, "Underwater noise sources in Fremantle inner harbour: dolphins, pile driving and traffic", *Proceedings of the Acoustical Society of Australia*, Fremantle, Western Australia, 21-23 November 2012. (2012).
- [4] M.J.G. Parsons, D. Holley and R.D. McCauley, "Source levels of Shark Bay dugong (*Dugong dugon*) calls", *Journal of the Acoustical Society of America*, **134**(3):2582-2588, (2013).
- [5] M.J.G. Parsons, J. How and I.M. Parnum, "Soundscape ambient noise in a settlement area of western rock lobster (*Panulirus cygnus*) puerulus", *European Conference on Underwater Acoustics*, conference proceedings, Edinburgh, June. (2012)
- [6] M.J.G. Parsons, I.M. Parnum, and M. Legg, "Sounds of captive Western Rock lobster (*Panulirus cygnus*)" *Proceedings of the First International Conference on Underwater Acoustics*, Corfu, Greece (2013).
- [7] A.N. Gavrilov, R.D. McCauley, F. Thomas, K. Klaka, C. Salgado-Kent, M. Perry and A.J. Duncan, "Acoustic Observatories of the Australian Marine Observing System", *Underwater Acoustic Measurements: Technologies & Results, 3rd International Conference and Exhibition*, Nafplion, Greece, pp. 1245-1249, 21-26 June, (2009)
- [8] M.W. Legg, "Non-Gaussian and non-homogeneous Poisson models of snapping shrimp noise". PhD Thesis, Curtin University. (2010).
- [9] A.N. Gavrilov, R.D. McCauley, C. Pattiaratchi, O. Bondarenko, "The use of passive acoustics to observe the presence and movement of pygmy blue whales (*Balaenoptera musculus brevicauda*) in the Perth Canyon, WA", *The 11th European Conference on Underwater Acoustics (ECUA)*, Edinburgh, Scotland. 2 - 6 July 2012, pp. 1802-1809. (2012)
- [10] J.J. Luczkovich, M.W. Sprague, S.E. Johnson and C. Pullinger, "Delimiting spawning areas of weakfish *Cynoscion regalis* (family sciaenidae) in Pamlico Sound, North Carolina using passive hydroacoustic surveys", *Bioacoustics*, **10**, 143-60 (2000)
- [11] M.J.G. Parsons, R.D. McCauley, R.D., Mackie, M., Siwabessy, P.J., Duncan, A.J., "Localisation of individual mullet (*Argyrosomus japonicus*) within a spawning aggregation and their behaviour throughout a diel spawning period", *ICES Journal of Marine Science*, **66**, 1007-14 (2009).

- [12] J.J. Luczkovich, D.A. Mann and R.A. Rountree, "Passive acoustics as a tool in fisheries science", *Transactions of the American Fisheries Society*, **137**, 533-541 (2008)
- [13] R.D. McCauley, "Fish choruses from the Kimberley, seasonal and lunar links as determined by long-term sea-noise monitoring", Proceedings of the *Australian Acoustical Society conference*, Fremantle, Western Australia, 21-13 November 2012, 6 pp.
- [14] M.J.G. Parsons, R.D. McCauley, and F. Thomas, "Fish choruses off Cape Naturaliste, Western Australia", *Acoustics Australia*, **41**, 58-64 (2013).
- [15] R.D. McCauley and M.J.G. Parsons, "Port Hedland sea-noise logger program, field report, March-2011 to July-2011", Report to BHP Billiton, 28 pp. (2011)
- [16] M.W. Sprague and J.J. Luczkovich, "Modeling fish aggregation sounds in very shallow water to estimate numbers of calling fish in aggregations", *Proceedings of Meetings on Acoustics*, **12**, 8 pp. (2012)
- [17] R.A. Rountree, R.G. Gilmore, C.A. Goudey, A.D. Hawkins, J.J. Luczkovich, and D.A. Mann, "Listening to fish: applications of passive acoustics to fisheries science", *Fisheries* **31**, 433-46 (2008)
- [18] D. Fairclough, E. Lai, M. Holtz, T. Nicholas and R. Jones. "West Coast Demersal Scalefish Resource Status Report", In W. J. Fletcher and K. Santoro (eds), "Status Reports of the Fisheries and Aquatic Resources of Western Australia 2012/13: The State of the Fisheries". Department of Fisheries, Western Australia. pp. 91-101 (2013)
- [19] O. Berry, P. England, D. Fairclough, G. Jackson, and J. Greenwood, "Microsatellite DNA analysis and hydrodynamic modelling reveal the extent of larval transport and gene flow between management zones in an exploited marine fish (*Glaucosoma hebraicum*)," *Fisheries Oceanography*, **21**, 243-254. (2012)
- [20] M.C. Mackie, R.D. McCauley, R.H. Gill and D.J. Gaughan, "Management and monitoring of fish spawning aggregations within the west coast bio-region of Western Australia," Report no. 187, Final report to Fisheries Research and Development Corporation on Project No. 2004/051. Fisheries Research Report No. 163, Perth. 243 pp. (2009)
- [21] D.V. Fairclough, J.S. Edmonds, G. Jackson, R.C.J. Lenanton, J. Kemp, B.W. Molony, I.S. Keay, B.M. Crisafulli and C.B. Wakefield, "A comparison of the stock structures of two exploited demersal teleosts, employing complementary methods of otolith element analysis", *Journal of Experimental Marine Biology and Ecology* **439**, 181-195 (2013)
- [22] M.J.G. Parsons, P. Lewis, S.L. Longbottom, R.D. McCauley, and D.V. Fairclough, "Sound production by the West Australian dhufish (*Glaucosoma hebraicum*).", *Journal of the Acoustical Society of America*, **134**(4):2701-9,(2013).
- [23] R. Melville-Smith, B. Adams, N. J. Wilson and L. Caccetta, 2013, Sea ranching trials for commercial production of greenlip (*Haliotis laevigata*) abalone in Western Australia – Project No. 2012/220 Final report to the fisheries Research and Development Corporation, 64 pp.
- [24] P. Lewis, G. Mitsopoulos and B. Molony, "Identification of critical habitats for juvenile dhufish (*Glaucosoma hebraicum*)," NRM Project 09038 – Protecting Inshore and Demersal Finfish. Fisheries Research Report No 238. Department of Fisheries, Western Australia. 64 pp. (2012)
- [25] D.H. Cato, "Simple methods of estimating source levels and locations of marine animal sounds," *Journal of the Acoustical Society of America*, **104**, 3, 1667-78. (1998).
- [26] M.J.G. Parsons, R.D. McCauley, M.C. Mackie, P.J. Siwabessy and A.J. Duncan, "A comparison of techniques for ranging close range mullet (*Argyrosomus japonicus*) calls using a single hydrophone", *Acoustics Australia*, **38**, 3:145-51. (2010)
- [27] M.J.G. Parsons, R.D. McCauley, M. Mackie, and A.J. Duncan, "In situ source levels of mullet (*Argyrosomus japonicus*) calls", *Journal of the Acoustical Society of America*, **132** (5) 3559-68 (2012).
- [28] M.J.G. Parsons, and A. J. Duncan, "The effect of seabed properties on the receive beam pattern of a hydrophone located on the seafloor", *Acoustics Australia*, **39**, 3:95-101, (2011).
- [29] M.J.G. Parsons, R.D. McCauley and D.V. Fairclough, "Passive acoustic study of vocal fish species", report to the Fisheries Research and Development Corporation, 80 pp. (2012).
- [30] M.J.G. Parsons, "An investigation into active and passive acoustic techniques to study fish aggregations". PhD Thesis, Curtin University. 410 pp. (2010).



Australian Acoustical Society Website and Journal

During 2014, there will be a number of changes in the operation of the AAS and this is a prompt to ensure that you have kept your records up-to-date via the member log in on the AAS website.

Website

The website is undergoing transition in two phases. The first phase should be occurring in April and will provide a streamlined system for membership applications, upgrades and transfers as well as for payment of membership dues. Later in the year, phase 2 will introduce improved navigation and information storage. While some of the website will be open access, the key areas you as a member will need to access will be in the member only area. Please ensure that you are able to log on and double check that your records are up to date - in particular that your email address is correct.

Acoustics Australia

This issue, Vol. 42, No. 1 is the last issue that is distributed as hard copy to all AAS members and subscribers. It is simply no longer financially viable to continue with printing and postage charges without substantial increases in subscriptions and advertising rates. The future issues will maintain the same style and content and will be available in two formats. A low resolution version will be sent as an email attachment to all members and subscribers and a high resolution version on the website. Hard copies will be available to those prepared to pay around \$40 per issue, ie \$120 per year, on a cost recovery basis for the printing and postage charges, and this will be an option on the annual subscription notice.