




Research & theory

Measuring parents' perspective on continuity of care in children with special health care needs

Authors: Paola Rucci , Jos Latour, Elisa Zanello, Simona Calugi, Silvia Vandini, Giacomo Faldella, Maria Pia Fantini

Abstract

Introduction: Children with special health care needs are an exponentially growing population needing integrated health care programmes that involve primary, community, hospital and tertiary care services. The aims of the study are (1) to develop and validate the Special Needs Kids Questionnaire (SpeNK-Q) designed to measure parents' perspective on continuity of care for children with special health care needs and (2) to evaluate the continuity of care based on parental experiences in this population.

Methods: SpeNK-Q was derived from a previous qualitative study and was based on Haggerty's constructs of informational, management and

JUMP TO

0 COMMENTS

[Abstract](#)[Background](#)[Materials and Methods](#)[Results](#)[Discussion](#)[Conclusion](#)[Reviewers](#)[Acknowledgements](#)[Disclosure statement](#)[References](#)[Figure and Tables](#)

[Home](#)[About](#)[Contact](#)[Content](#)[Log in](#)[Register](#)

CHILDREN COMPLETED THE 20-ITEM SPEAK-Q AT THE second or subsequent planned follow-up visit after the child's hospital discharge. Principal component analysis was used to examine the structure of the instrument.

Results: Principal component analysis of 101 questionnaires administered allowed us to identify five factors explaining 60.2% of item variance: informational continuity; coordination of care; continuity of family–paediatrician relationship; family support; information on care plan.

Conclusions and discussion: SpeNK-Q proved to be a psychometrically promising instrument. Its utilisation could improve the identification of areas for service development, the delivery of coordinated care and support policy makers in redesigning integrated services.

Keywords: special health care needs, children with preterm birth, factor analysis, integrated care, family support, parents' experience

How to Cite: Rucci P, Latour J, Zanello E, Calugi S, Vandini S, Faldella G, et al.. Measuring parents' perspective on continuity of care in children with special health care needs. *International Journal of Integrated Care*. 2015;15(4). DOI: <http://doi.org/10.5334/ijic.2202>



Published on 02 Dec 2015



Peer Reviewed



Background

Children with special health care needs are a highly vulnerable subset of the child population [1].

According to the definition of the Maternal and Child Health Bureau, children with special health care needs are those who 'have, or are at an increased risk for, a chronic physical, developmental, behavioral, or emotional conditions and who also require health and related services of a type or amount beyond that generally required by children' [2] (p. 138).

The prevalence of non-institutionalised children with special health care needs aged 0–17 has been estimated as 12% in 1999–2000 in USA [3] and has been growing exponentially in the past decades due to novel treatments in life-threatening paediatric conditions that increase the survival of children with serious congenital or acquired diseases. This success factor within paediatrics has considerable societal costs and important financial and organisational consequences for health care planning [4].

Low birth weight newborns (<2500 g) constitute about 6% of all newborns [5]. Very low birth weight (<1500 g) infants are at increased risk of chronic conditions and of poor neurodevelopment and can be considered a specific subgroup of children with special health care needs [2]. In high-income countries, progress in medical care has led to improved survival and long-term outcome among

[Home](#)[About](#)[Contact](#)[Content](#)[Log in](#)[Register](#)

CONSIDERABLE RISKS TO CHILD HEALTH AND DEVELOPMENT remain a matter of concern [6,7].

Similar to adult patients, children with chronic or complex health conditions require the implementation and coordination of a variety of health care services and providers at different levels, from primary care to hospital care, over an extended period of time. In this context, continuity of care, meaning the degree to which the patients experience their perceived care over time as coherent [8], represents a key element of health care provision. In recent years, continuity of care has received more attention as a result of changes in health care systems, due to the increase in patients with chronic and multiple diseases and the increasing complexity of the health care services [9]. Despite the recognised importance of continuity of health care for patients with chronic or complex conditions, the main research focus has been on adults and elderly, while less attention has been paid to children with special health care needs and their families.

To assess continuity of care for these children, the critical role of parents, mediating between the child's needs and health care services and professionals, must be taken into account [10]. Parents should be involved in the assessment in order to measure and improve continuity of care for their children.

Recently, Patient Reported Experience Measures have garnered attention for measuring experience of patients interacting with an array of professionals and services within a complex health care system.

[Home](#)[About](#)[Contact](#)[Content](#)[Log in](#)[Register](#)

provide more information than patient satisfaction questionnaires by encouraging the users to describe their actual experience of the care received [11]. A review of the instruments measuring continuity of care showed that most available instruments on continuity of care from patients' perspective are designed to assess this construct in specific adult populations and settings, such as patients with diabetes, cancer, mental health problems, previously hospitalised patients, complex and chronic diseases, people being treated in primary care settings or patients in general regardless of morbidity or care setting [12]. To our knowledge, only one questionnaire has been developed to measure continuity of care in child population from the family's perspective, but it applies only to mental health care [13].

Recently we performed a qualitative study examining the perceptions and experiences of parents of children with special health care needs while interacting with various health care services and providers [14]. Continuity of care was found to be important to parents, and several key elements were useful to develop a quantitative measure of this construct.

The conceptual framework underlying our instrument development refers to the definitions of continuity of care provided by Haggerty and colleagues [15]. This refers to three types of continuity of care. 'Informational continuity of care' addresses 'the use of information on past events and personal circumstances to make current care

[Home](#)[About](#)[Contact](#)[Content](#)[Log in](#)[Register](#)

PROVIDERS AND AMONG HEALTH CARE EVENTS.

'Management continuity of care' addresses 'a consistent and coherent approach to the management of a health condition that is responsive to a patient's changing needs' (p. 1220), which is especially important for in chronic or complex clinical diseases. 'Relational continuity of care' refers to 'an ongoing therapeutic relationship between a patient and one or more providers' (p. 1220), which bridges past to current care and provides a link to future care [15].

Valid measures of continuity of care for children with special health care needs must involve parents in order to identify the areas of improvement potential and gaps in care coordination from user's perspective, in a systematic and reliable way, The aims of the present study were to develop and validate an instrument to measure continuity of care for children with special needs from the perspective of parents with preterm infants and to evaluate the continuity of care in the population assessed.

Materials and Methods

Setting

The study was performed at the University Hospital of Bologna (St. Orsola-Malpighi) in the Preterm Infant Follow-up/Day-Hospital Clinic of the Neonatology Unit. For the preterm infants the Unit activates a standardised follow-up procedure at the Clinic, after hospital discharge. The follow-up procedure includes planned visits from 3 until 42 months of the child's corrected age (every 3 months in the first year, every 6 months in the second year and every 12 months

[Home](#)[About](#)[Contact](#)[Content](#)[Log in](#)[Register](#)

CHILDREN WITH SPECIAL NEEDS.

Participants

Study participants were recruited from parents of children with preterm birth requiring integrated health care programmes at the Preterm Infant Follow-up/Day-Hospital Clinic of the Neonatology Unit. Inclusion criteria were: (i) access to the Preterm Infant Follow-up/Day-Hospital Clinic of the Neonatology Unit for the second or subsequent follow-up visit of the child and (ii) adequate level of knowledge of Italian language. The ascertainment of inclusion criteria was made by the Preterm Infant Follow-up/Day-Hospital Clinic of the Neonatology Unit personnel, who invited the eligible parents to participate in the study. Parents at the first follow-up visit (3 months of corrected child's age) and parents who were not sufficiently fluent in the Italian language were excluded. All parents meeting inclusion criteria accepted participation in the study.

Eighty-one parents of 101 children with preterm birth were recruited during a 4-month period (November 2013–March 2014) and completed the questionnaire.

The Ethics Committee of the Bologna University Hospital Authority approved the study procedures and all parents consented to participate in the study.

Instrument development

The Special Needs Kids (SpeNK) Questionnaire (SpeNK-Q) was developed in the framework of the SpeNK study [14]. The Emilia-Romagna Region

[Home](#)[About](#)[Contact](#)[Content](#)[Log in](#)[Register](#)

IMPLEMENTATION OF EXISTING SHELTERED HOSPITAL

discharge procedures and integrated clinical pathways for children with complex or chronic health conditions and special health care needs and to assess the family's perspective on continuity of care and the role of family paediatrician. The 'sheltered' discharge is a specific hospital procedure for children with complex social and/or health care needs that includes the activation of community services and primary care providers, who take care of the child after hospital discharge.

SpeNK-Q was derived from the results of the SpeNK-I qualitative study [14] and was based on Haggerty's constructs of informational, management and relational continuity [15,16]. In the SpeNK-I study, 16 families of children with special health care needs were interviewed to explore their experiences and perceptions on informational, management and relational continuity of care from hospitalisation to the first months after discharge to the home. We found that the three domains of continuity of care were relevant to parents, with different key elements related to the treatment phase (i.e. hospitalisation, discharge, after discharge) [14].

The item development of the questionnaire was carried out through several steps. First, we reviewed the literature about measures of continuity of care [9] and found that no measures for continuity of care specific for children. Thus, we chose to refer to Haggerty's generic measure of continuity of care and Miller's study [10,15,16] to generate item statements

perspective. Second, we adapted 30 items from

Haggerty's generic measure about care received by adult patients to parents' perspective on their child's care and to the Italian health care organisational context. Third, we selected the final 20 item statements, by retaining the items which occurred most frequently in parents' narratives about continuity of care in SpeNK-I Study [14]. Lastly, we attributed to each of the 20 SpeNK-Q item statements a 5-point response option, to measure agreement or frequency. We decided to use a 5-point Likert-type scale because, using four response categories, people who see both positive and negative aspects of their perceptions would be forced to lean either towards the positive or the negative; 'uncertain' would give them an option they feel comfortable with. There is also some evidence that the absence of a mid-point on an importance scale produces distortions in the results obtained. It has been reported that the lack of a mid-point has resulted in more negative ratings than would be achieved when a mid-point was available [17].

The item statements explore parents' perspective about their relationship and interactions with: (1) the family paediatrician (knowledge of the child's medical history, partnership and confidence); (2) the main coordinator (knowledge of the child's health needs, continuity with other providers, services and clinicians); (3) the network of health care providers and services involving child care such as care provision, coherence and availability of information,

[Home](#)[About](#)[Contact](#)[Content](#)[Log in](#)[Register](#)

the child, experiences of receiving advice, and health care systems. SpeNK-Q includes two open questions aiming at identifying: (1) the person who is in charge of most of the child's health; (2) the person who coordinates the child's health care (i.e. main coordinator: for example, Preterm Infant Follow-up/Day-Hospital Clinic of the Neonatology Unit physician, family paediatrician, nurse, etc.). The two questions were used to facilitate understanding of the following items and were not included in the analysis (Appendix).

Statistical analysis

Principal component analysis with orthogonal (varimax) and oblique (promax) rotation was used to analyse the construct validity of the instrument [18]. Kaiser-Meier-Olkin was used to assess the sampling adequacy. The sampling was considered adequate if Kaiser-Meier-Olkin was higher than 0.5.

The number of questionnaires to be administered was determined in advance as $N = 100$, to ensure a 5:1 subject to item ratio, as recommended for principal component analysis [19]. We used the child as the unit of analysis.

The number of factors to be extracted was defined by inspecting the scree plot and considering their interpretability and consistency with the criteria that guided the construction of the instrument.

After determining the number of factors, Cronbach's alpha was calculated for each factor to evaluate the

[Home](#)[About](#)[Contact](#)[Content](#)[Log in](#)[Register](#)

to be satisfactory when it was 20.70 [20]. We

computed the factor scores using the regression method [21]. These scores are expressed as Z scores (mean = 0, standard deviation = 1) and are an estimate of the score each subject would have on each factor, if it were measured directly.

Because the principal component analysis is based on the assumption that items are continuous variables with a normal distribution and that observations are independent, we took the log-transform of the variables and replicated the principal component analysis using Mplus 7 software that includes analytic procedures suitable for ordinal-level variables, with a skewed distribution, and for non-independent observations (twins). Factors were estimated using a robust weighted least squares estimator.

Using Mann-Whitney test we assessed the association between clinical characteristics of the children (i.e. clinical complications, birth weight <1500 g, intensity of the health care services received, parity) and the factor scores of the SpeNK-Q.

To take into account the presence of twins, we also conducted secondary mixed effects analyses in which factors were regressed on children characteristics and children were nested into their family.

We calculated the percentage of parents responding to the answer options 'disagree and strongly disagree' or 'never and sometimes' in order to identify lower levels of continuity of care according to parents'

The significance level was set at $p < 0.05$. IBM SPSS Statistics (version 20, Chicago, USA) and Mplus Version 7 (<http://www.statmodel.com>) were used for the analyses.

Results

Eighty-one parents of 101 children with preterm birth (including 20 twins) participated in the study. Parents of twins completed one questionnaire for each child. The total number of completed questionnaires was 101. The SpeNK-Q took about 10 min to be completed by parents and was acceptable and easy to administer.

Parents' and children's characteristics are presented in Table 1. Over half of the parents were mothers, with a mean age of 34.2 (± 6.3 ; range: 18–51) years. Children were female in 52.5% ($n = 53$) of cases, had a mean gestational age of 30.1 (± 2.3 , range 23.1–35.3) weeks and a mean birth weight of 1280.6 (± 352.9 , range: 498–2499) g. At the time of SpeNK-Q administration, children had a mean age of 20.7 (± 9.9 ; range: 6–43) months and had been discharged from the hospital about 19 months before. The questionnaire was completed by parents of 32 (31.7%) children within one year from hospital discharge and by parents of 69 (68.3%) children one year after hospital discharge.

The principal component analysis was carried out with varimax and promax rotation. Kaiser-Meier-Olkin was 0.64, indicating that the 20 items of the SpeNK-Q were appropriate for principal



CHANGE IN THE CULTURE WAS OBSERVED AFTER THE SIXTH factor, suggesting that six factors were sufficient to summarise the variance of the items in a parsimonious way and that the subsequent factors were nuisance factors. After comparing the five and sixfactor solutions, a five-factor varimax (orthogonal) solution was selected as the best in terms of interpretability. This solution accounted overall for 60.2% of item variance. The first factor identified was (1) 'informational continuity' that included seven items and accounted for 21.4% of the variance, followed by (2) 'care coordination' with four items accounting for 12.3% of the variance, (3) 'continuity of family-paediatrician relationship' with three items accounting for 10.4% of the variance, (4) 'family support' with four items accounting for 8.7% of the variance and (5) 'information on care plan' with two items accounting for 7.4% of the variance. All item loadings were greater than 0.47, except for the item 8 (loading 0.31) (Table 2).

Cronbach's alpha for each factor is included in Table 2. Values were adequate (>0.70), except for the factor 'family support' (0.63).

The distribution of factor scores is shown in Figure 1. Each factor showed a sufficient variability, confirming the ability to discriminate between high and low levels of continuity of care.

SpeNK-Q factor scores were unrelated with clinical characteristics and intensity of care received by the children in univariate and multivariate analyses, and

[Home](#)[About](#)[Contact](#)[Content](#)[Log in](#)[Register](#)

LWIIIS.

When principal component analysis was replicated on log-transformed variables, using an estimation method suitable for ordinal-level variables and taking into account the presence of twins in the sample, results were unchanged, and the factor structure and items loadings were the same (results not reported).

Lastly, we calculated the percentages of the item responses to identify areas with different levels of continuity of care according to parents' perspective (Table 3). Items endorsed with the lowest frequency were 'the main coordinator contacts other clinicians about health care received by their child' (61.6%) and 'he/she keeps in contact with parents even when the child receives health care by others' (35.4%).

Furthermore, over 70% of the parents reported that they had to provide the results of a specialist's visit to the person who was seeing their child. Over 20% of the parents indicated that the people who took care of their child told them different things about his/her health and over 40% had to repeat information about their child's health that should have been in his/her medical record.

Discussion

To ensure continuity of care and to identify gaps in care coordination for children with special health care needs, it is essential to develop valid measures for the assessment of perceptions and experiences of parents interacting with multiple services and providers that

[Home](#)[About](#)[Contact](#)[Content](#)[Log in](#)[Register](#)

proved to be a psychometrically promising instrument to measure continuity of care in children with special health care needs and easy to administer to parents. It may facilitate the identification of improvement potential into care for these children and help reduce the risk of fragmentation and discontinuity within the health care pathway.

The five SpeNK-Q factors identified encompassed several relevant aspects of the continuity of care and a broad spectrum of information related with the parents' perspective. In particular, Factor 1 'informational continuity' focused on the consistency of the information shared between clinicians and the feeling of being 'well known' versus 'abandoned' by health care providers. The items referred to the experience of a 'common thread linking care from one provider to another and from one health care event to another' (i.e. informational continuity) [15]. Only item 8 had low factor loading and could be considered for removal.

The Factor 2 'care coordination' was related to the role played by the care coordinator, identified by the parent as the professional who is in charge of most of the child's health care. It consisted of items assessing how well the coordinator knows all health care needs, maintains regular contact with the family of children and with other clinicians and is updated about care provided by other clinicians. This factor was consistent with the 'coordinator role' dimension of the questionnaire 'Patient Perceived Continuity from Multiple Clinicians' developed and validated by



Items composing Factor 3 'continuity of family–paediatrician relationship' reflected the experience of an ongoing therapeutic relationship between the child and the family paediatrician. The fact that we identified these two factors, reflecting the informational continuity, on the one hand, and the relational continuity, on the other hand, is consistent with recent studies about continuity of care [9,22]. Aller and colleagues [9] underlined the distinction between relational continuity, referring to the patient–provider relationship, and 'seamless care' considered as continuity across care levels, which includes both transfer of medical information and care coherence.

The Factor 4 'family support' concerned the information given to the family about the child's conditions, for taking care of the child at home, coping with minor complications and the possibility of getting answers or advice quickly when necessary. Recently we published a study on parents' experiences and perceptions of the continuity of care provided to their children with special health care needs after hospital discharge [14]. We found that, according to parents, the support received through the information and training provided by health care professionals was essential to make them able to care for their children. It was crucial to help parents cope with the transition from the hospital setting to the new responsibilities connected with the home care of their child.

The Factor 5 'Information on care plan' concerned

provided and planned for the child such as

treatments, plan of tests and examinations. This is a new and specific dimension, distinct from the 'informational' continuity of care, and deserves further investigations to examine whether it represents an independent aspect of the continuity of care.

The five SpeNK-Q factors encompassed different issues compared with the other unique instrument measuring the continuity of care in child population developed by Tobon et al. [13]. This difference could be explained by the diverse demographic characteristics (i.e. newborns vs. adolescents) and health care needs of samples (i.e. special health care needs vs. mental health), requiring a different array of services in different settings. Moreover, Tobon et al. used an *a priori* approach to develop their sub-scales.

The issues addressed by SpeNK-Q factors are similar to themes emerged in our previous qualitative study [14], indicating that our instrument is able to detect significant areas of continuity of care that are relevant to parents of children with special needs in different settings, such as communication, information exchange and parent involvement in the child's care [23]. On the contrary, we did not find consistency between our factor solution and Haggerty's one, probably because of the differences in perspective (parents vs. adult patients) and health care organisational context.

Moreover, our data indicated that continuity of care

[Home](#)[About](#)[Contact](#)[Content](#)[Log in](#)[Register](#)

CHILD AND THE INTENSITY OF HEALTH CARE SERVICES

received, indicating that parents perceive a high level of continuity of care regardless of the severity of the child's condition.

The analysis of item responses underscores some issues that could be taken into account in order to improve continuity of care for children with special health care needs. We found that the main area of improvement concerned the role of the care coordinator. In fact, about 40% of parents stated that the main coordinator had poor or no attention in contacting other clinicians about health care received by the child and that often he/she did not keep in contact with parents when the child received health care by others professionals. Furthermore, management/informational continuity seemed to be a weakness in the continuity of care perceived by our families because almost 75% of parents indicated that they have to provide, often or always, the report of a specialist's visit to the person who was seeing their child, that they had to repeat information about the child's health which should have been in his/her medical record and that the people who took care of the their child told different things about his/her health. To our knowledge, at present there are no other available quantitative studies investigating areas of discontinuity of care for children with special health care needs from parents' perspective. Therefore, these areas should be taken into account by the health care providers to improve continuity of care in this specific setting and population.

[Home](#)[About](#)[Contact](#)[Content](#)[Log in](#)[Register](#)

the most instrument measuring continuity of care provided to children with special health care needs from the parents' perspectives. Moreover, our study includes parents with different duration of the experience of care, thus increasing the sample variability as regards a core element of continuity of care, i.e. patient's experience of care over time [8].

The study has some limitations to address. The first is the generalisability and utility of our instrument to assess continuity of care of children with chronic conditions or special health care needs other than preterm birth. The second limitation relates to the lack of information about test–retest reliability. We decided not to administer the questionnaire to the same participant at two different times to avoid burdening families who were living in difficult situations. The third limitation concerns the inability to assess the concurrent validity with other existing instruments because no validated instruments assessing continuity of care in children are available in Italian language. The fourth is the limited sample size that did not allow to use confirmatory factor analysis or item response theory analysis to examine the performance of items in deeper detail [24,25].

Conclusion

The SpeNK-Q proved to be a promising instrument encompassing multifaceted components of continuity of care, which could be integrated in routine practice to assess the users' experience of different health care models and procedures. Thus, the SpeNK-Q may be

[Home](#)[About](#)[Contact](#)[Content](#)[Log in](#)[Register](#)

perspective to be integrated with professionals' and systems' viewpoints [26]. This could represent a first step towards an experience-based design approach in a public health perspective, by making the user integral to the process of redesigning services [27].

Further studies are needed to evaluate the test-retest reliability of the instrument, to analyse the item response in large samples, to confirm the factor structure and extend the psychometric properties of the SpeNK-Q in children with other special health care needs recruited from other national and international settings.

Reviewers

Jeannie Haggerty, McGill Research Chair in Family & Community Medicine at St. Mary's Hospital, Department of Family Medicine, McGill University, Montreal, Canada

Kathryn McDonald, Senior Research Scholar and Executive Director, Center for Primary Care / Center for Health Policy, Stanford University, California, USA

Acknowledgements

The SpeNK Project (Special Needs Kids) was funded by the Regional Agency for Health and Social Care, Regione Emilia Romagna, grant DGR 2042/2011, in the framework of Region-University Programme 2010-2012, Area 2 Clinical governance.

The authors gratefully acknowledge Dr Rosina

[Home](#)[About](#)[Contact](#)[Content](#)[Log in](#)[Register](#)

PREVENTION THROUGH FOLLOW-UP/DAY-HOSPITAL CLINIC OF THE
Neonatology Unit of the University Hospital of
Bologna and for advertising the research to parents.

Disclosure statement

Authors have not conflict of interest to declare.

References

Newacheck, PW, Kim, SE, Blumberg, SJ and Rising, JP (2008). Who is at risk for special health care needs: findings from the National Survey of Children's Health. *Pediatrics* 122(2): 347–59.

McPherson, M, Arango, P, Fox, H, Lauver, C, McManus, M, Newacheck, PW and et al. (1998). A new definition of children with special health care needs. *Pediatrics* 102(1Pt 1): 137–40.

Davidoff, AJ (2004). Identifying children with special health care needs in the National Health Interview Survey: a new resource for policy analysis. *Health Services Research* 39(1): 53–71.

van der Lee, JH, Mokkink, LB, Grootenhuis, MA, Heymans, HS and Offringa, M (2007). Definitions and measurement of chronic health conditions in childhood: a systematic review. *JAMA* 297(24): 2741–51.

Kowlessar, NM, Jiang, HJ and Steiner, C , . HCUP Statistical Brief #163. Rockville, MD: Agency for Healthcare Research and Quality. 2013 Oct. Hospital stays for Newborns, 2011. [21 of 33](http://www.hcup-</p>
</div>
<div data-bbox=)

Saigal, S and Doyle, LW (2008). An overview of mortality and sequelae of preterm birth from infancy to adulthood. *Lancet* 371(9608): 261–9.

Gibertoni, D, Corvaglia, L, Vandini, S, Rucci, P, Savini, S, Alessandroni, R and et al. (2015). Positive effect of human milk feeding during NICU hospitalization on 24 month neurodevelopment of very low birth weight infants: an Italian cohort study. *PLoS One* 10(1): e0116552.

Reid, RJ, Haggerty, J and McKendry, R , . Defusing the confusion: concepts and measures of continuity of health care. Vancouver: Centre for Health Services and Policy Research, University of British Columbia. 2002.

Aller, MB, Vargas, I, Garcia-Subirats, I, Coderch, J, Colomes, L, Llopart, JR and et al. (2013). A tool for assessing continuity of care across care levels: an extended psychometric validation of the CCAENA questionnaire. *International Journal of Integrated Care* 13: e050. Available from: URN:NBN:NL:UI:10-1-114758

Miller, AR, Condin, CJ, McKellin, WH, Shaw, N, Klassen, AF and Sheps, S (2009). Continuity of care for children with complex chronic health conditions: parents' perspectives. *BMC Health Services Research* 9: 242.

Whelan, PJ, Leena, R and Andrews, T (2011). Patient satisfaction rating scales v. patient-related outcome and experience measures. *The Psychiatrist* 35(1): 32–33.

Uijen, AA, Heinst, CW, Schellevis, FG, van den Bosch,

[Home](#)[About](#)[Contact](#)[Content](#)[Log in](#)[Register](#)

(2012). MEASUREMENT PROPERTIES OF QUESTIONNAIRES

measuring continuity of care: a systematic review. *PLoS One* 7(7): e42256.

Tobon, JI, Reid, GJ and Goffin, RD (2014). Continuity of care in children's mental health: development of a measure. *Administration and Policy Mental Health* 41(5): 668–86.

Zanello, E, Calugi, S, Rucci, P, Pieri, G, Vandini, S, Faldella, G and et al. (2015). Continuity of care in children with special healthcare needs: a qualitative study of family's perspectives. *Italian Journal of Pediatrics* 41(1): 7.

Haggerty, JL, Reid, RJ, Freeman, GK, Starfield, BH, Adair, CE and McKendry, R (2003). Continuity of care: a multidisciplinary review. *BMJ* 327(7425): 1219–21.

Haggerty, JL, Roberge, D, Freeman, GK, Beaulieu, C and Breton, M (2012). Validation of a generic measure of continuity of care: when patients encounter several clinicians. *Annals of Family Medicine* 10(5): 443–51.

Garland, R (1991). The mid-point on a rating scale: Is it desirable?. *Marketing Bulletin*, : 66–70.

Tabachnick, BG and Fidell, LS, . Using multivariate statistics. Boston: Pearson. 2013. Principal components and factor analysis.

Gorusch, RL, . Factor analysis. 2nd ed. Hillsdale, NJ: Lawrence Erlbaum Associates. 1983.

Terwee, CB, Bot, SD, de Boer, MR, van der Windt, DA,

[Home](#)[About](#)[Contact](#)[Content](#)[Log in](#)[Register](#)

were proposed for measurement properties of health status questionnaires. *Journal of Clinical Epidemiology* 60(1): 34–42.

Harman, BH , . Modern factor analysis. 3rd (revised) ed. Chicago: University of Chicago Press. 1976.

Gulliford, M, Cowie, L and Morgan, M (2011). Relational and management continuity survey in patients with multiple long-term conditions. *Journal of Health Services Research & Policy* 16(2): 67–74.

Aujoulat, I, d'Hoore, W and Deccache, A (2007). Patient empowerment in theory and practice: polysemy or cacophony?. *Patient Education and Counseling* 66(1): 13–20.

Reeve, BB and Fayers, P , ; Applying item response theory modeling for evaluating questionnaire item and scale properties. In: Fayers, P. and Hayes, R. D. eds. , editors. *Assessing quality of life in clinical trials: methods of practice*. 2nd ed. New York: Oxford University Press, 2005. p. 55.-73.

Babak, MA and Green, SB (2010). Confirmatory factor analysis: an introduction for psychosomatic medicine researchers. *Psychosomatic Medicine* 72(6): 587–97.

McDonald, KM, Schultz, E, Albin, L, Pineda, N, Lonhart, J, Sundaram, V and et al. , . AHRQ Publication No 14-0037-EF. Rockville, MD: Agency for Healthcare Research and Quality. 2014 Jun. Care coordination measures Atlas Version 4 (Prepared by

[Home](#)[About](#)[Contact](#)[Content](#)[Log in](#)[Register](#)

INSTITUTE FOR RESEARCH ON CONTACT NO.

HHS290-2010-000051).

Carr, VL, Sangiorgi, D, Buscher, M, Junginger, S and Cooper, R (2011). Integrating evidence-based design and experience-based approaches in healthcare service design. *HERD* 4(4): 12–33.

**AMBULATORIO NEONATO PRETERMINE
IL PUNTO DI VISTA DELLE FAMIGLIE**



Caro Genitore,

Vorremmo sapere qual è stata la sua esperienza con i servizi sanitari (territorio, ospedale, pediatra di famiglia) che si sono occupati delle cure e dell'assistenza per suo/a figlio/a negli ultimi mesi, dopo la dimissione. Il suo contributo potrà servire a migliorare l'organizzazione dell'assistenza per altri genitori e bambini che vivono situazioni simili alla vostra.

Le chiediamo di compilare il questionario il più sinceramente possibile, in base alla sua esperienza. Può compilare il questionario da solo/a ma se vuole la posso aiutare.

Le informazioni ricavate dal questionario saranno trattate nel rispetto delle vigenti normative sulla privacy e utilizzate in forma anonima a fini scientifici e di ricerca.

DATA RISPONDE Madre Padre Altro: _____ I. N.

Ripensando all'assistenza sanitaria ricevuta da suo/a figlio/a, Chi è che si prende cura di tutti o quasi i problemi di salute di suo/a figlio/a? Dove? Se più persone: Se dovesse indicarne uno, chi sarebbe?

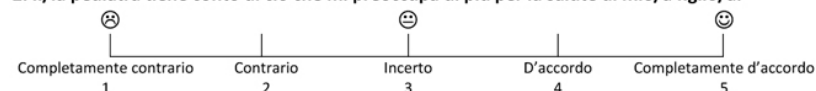
Ripensando al vostro Pediatra di famiglia...

Per ogni frase da 1 a 7 faccia un segno sul punteggio che esprime meglio il suo grado di accordo con la frase: i punteggi vanno da 1 a 5, dove 1 = Completamente contrario 2 = Contrario 3 = Incerto 4 = D'accordo 5 = Completamente d'accordo.

1. Il/la pediatra conosce la storia di salute di mio/a figlio/a.



2. Il/la pediatra tiene conto di ciò che mi preoccupa di più per la salute di mio/a figlio/a.



[Home](#)[About](#)[Contact](#)[Content](#)[Log in](#)[Register](#)

Completamente contrario 1 Contrario 2 Incerto 3 D'accordo 4 Completamente d'accordo 5

Pensando a tutte le persone che si sono occupate della salute di suo/a figlio/a, c'è qualcuno che coordina l'assistenza sanitaria? Chi? Dove?

4. Questa persona conosce tutti i bisogni di salute di mio/a figlio/a.

Completamente contrario 1 Contrario 2 Incerto 3 D'accordo 4 Completamente d'accordo 5

5. Questa persona è sempre aggiornata sull'assistenza sanitaria fornita da altri.

Completamente contrario 1 Contrario 2 Incerto 3 D'accordo 4 Completamente d'accordo 5

6. Questa persona contatta altri specialisti sull'assistenza sanitaria ricevuta da mio/a figlio/a.

Completamente contrario 1 Contrario 2 Incerto 3 D'accordo 4 Completamente d'accordo 5

7. Questa persona si tiene in contatto con me quando mio/a figlio/a riceve assistenza sanitaria da altri.

Completamente contrario 1 Contrario 2 Incerto 3 D'accordo 4 Completamente d'accordo 5



Spesso 5 = Sempre o quasi sempre.

8. Le persone che si sono prese cura di mio/a figlio/a mi hanno detto cose diverse sulla sua salute.



9. Qualcuno mi ha spiegato che conseguenze hanno le condizioni cliniche di mio/a figlio/a sul suo stato di salute.



10. Qualcuno mi ha spiegato quali trattamenti stava facendo a mio/a figlio/a e perché. (per es. esami, visite, medicinali, ecc.)



11. Qualcuno mi ha spiegato il piano di esami, visite e controlli da fare.



12. La persona che stava visitando mio/a figlio/a ignorava la sua storia di salute recente.



13. Alla persona che stava visitando mio/a figlio/a mancavano i referti dell'ultimo controllo, visita o esame.



14. Ho dovuto ripetere informazioni sulla salute di mio/a figlio/a che avrebbero dovuto essere presenti nella cartella clinica.



[Home](#)[About](#)[Contact](#)[Content](#)[Log in](#)[Register](#)

Mai o quasi mai

Raramente

Qualche volta

Spesso

Sempre o quasi sempre

16. Le persone che si sono prese cura di mio/a figlio/a mi hanno dato tutte le informazioni che mi servono per dargli/le le cure in casa.

1 2 3 4 5
 Mai o quasi mai Raramente Qualche volta Spesso Sempre o quasi sempre

17. Le persone che si sono prese cura di mio/a figlio/a mi hanno dato tutte le informazioni che mi servono per affrontare eventuali piccoli problemi o complicanze.

1 2 3 4 5
 Mai o quasi mai Raramente Qualche volta Spesso Sempre o quasi sempre

18. Mi è sembrato che le persone che si sono prese cura di mio/a figlio/a lo/la conoscessero bene. (per es. pediatra, specialisti, infermieri, fisioterapisti, ecc.)

1 2 3 4 5
 Mai o quasi mai Raramente Qualche volta Spesso Sempre o quasi sempre

19. Quando le cose sono cambiate o sono andate male, ho ottenuto subito risposte o consigli.

1 2 3 4 5
 Mai o quasi mai Raramente Qualche volta Spesso Sempre o quasi sempre

20. Mi sono sentito/a abbandonato/a dal sistema sanitario per l'organizzazione dell'assistenza di mio/a figlio/a.

1 2 3 4 5
 Mai o quasi mai Raramente Qualche volta Spesso Sempre o quasi sempre

Ripensando all'assistenza sanitaria ricevuta da suo/a figlio/a negli ultimi mesi, dopo la dimissione...

Quali sono gli aspetti che le sono piaciuti di più?

[Home](#)

[About](#)

[Contact](#)

[Content](#)



[Log in](#)

[Register](#)

E di meno?

Grazie per la collaborazione!

Figure and Tables

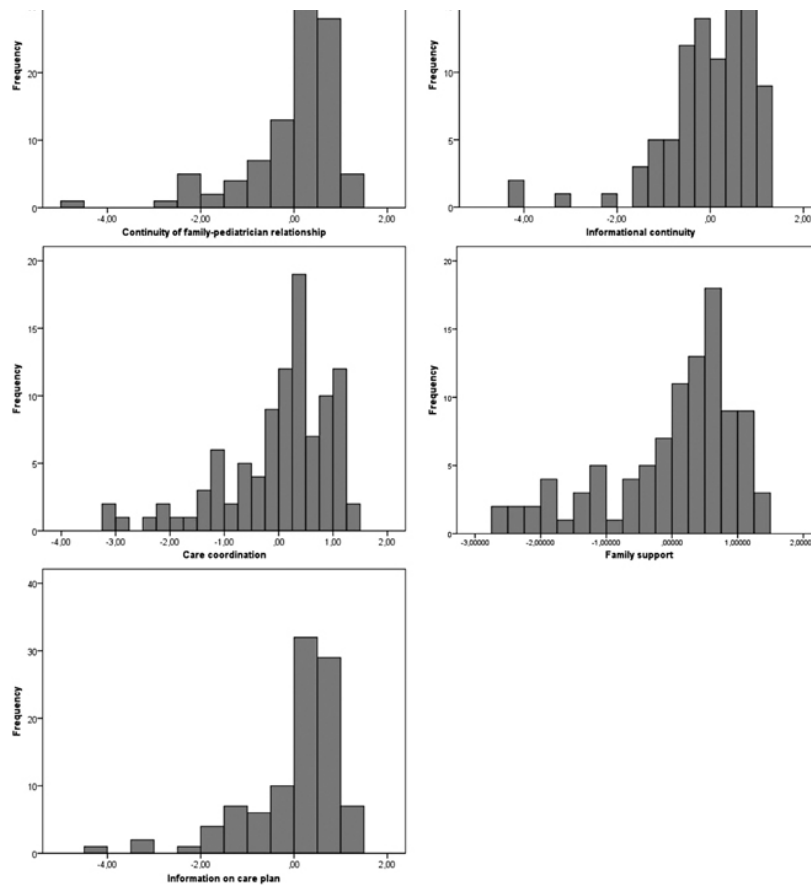


Figure 1.
Frequency distribution of factor scores.

	Parents (n = 81)	N (%)
Respondents	Mother only	44 (54.3%)
	Father only	10 (12.3%)
	Both parents	26 (32.1%)
	Grandparent	1 (1.2%)
Parental citizenship	Both Italian parents	60 (74.1%)
	One Italian parent	9 (11.1%)
	No Italian parents	11 (13.6%)
	Missing	1 (1.2%)
Age	Mother	Mean (±SD); range: 34.2 (±6.3); range: 18–51
	Father	37.8 (±7.1); range: 19–55
Infants (n = 101)		N (%)
	Singletons	81 (80.2%)
	Twins	20 (19.8%)
Gender	Male	48 (47.5%)
	Female	53 (52.5%)
Clinical complications*	Yes	34 (33.7%)
Birth weight <1500 g	Yes	82 (81.2%)
Intensity of the health care services received?	Yes	58 (57.4%)
First-born	Yes	25 (24.8%)
		Mean (±SD); range
Gestational age (weeks)		30.1 (±2.3); range: 23.1–35.3
Birth weight (grams)		1280.6 (±352.9); range: 498–2499
Age (months)		20.7 (±9.9); range: 6–43
Time from discharge (months)		19.1 (±9.8); range: 4–43

Table 1.

Characteristics of parents (n = 81) and infants (n = 101)

[Home](#)[About](#)[Contact](#)[Content](#)[Log in](#)[Register](#)

α α α α α α.

†Presence of at least one of the following: sheltered discharge; more than three follow-up visits; at least one re-hospitalisation.

Item number/item text	Component				
	Informational continuity	Coordination	Relationship with the paediatrician	Support	Care plan
18. I felt my child was 'well known' by the people who took care of him/her (paediatrician, specialists, nurses, physiotherapists, etc.)	0.763				
20*. I felt abandoned by the health care system about the management of my child's health care	0.733				
13*. The person who was seeing my child hadn't the results of last check, visit or test	0.729				
14*. I had to repeat information about my child's health which should be in his/her medical record	0.650				
12*. The person who was seeing my child ignored his/her recent medical history	0.529				
15*. I had to provide the results of a specialist's visit to the person who was seeing my child	0.472				
8*. The persons who took care of my child told me different things about his/her health	0.312				
4. The main coordinator knows all my child's health needs		0.865			
5. The main coordinator is always up-to-date about health care given by others		0.802			
6. The main coordinator contacts other clinicians about health care received by my child		0.729			
7. The main coordinator keeps in contact with me even when my child receives health care by others		0.578			
3. I feel comfortable discussing with the paediatrician all the problems related to my child's health condition			0.859		
1. The paediatrician knows about the medical history of my child			0.811		
2. The paediatrician takes into account what worries me most about my child's health			0.795		
19. When things changed or went wrong, I could get answers or advices quickly				0.742	
16. People who took care of my child gave me adequate information to take care of him/her at home				0.586	
17. People who took care of my child gave me adequate information to cope with minor problems or complications				0.573	
9. Someone explained to me the consequences of my child's clinical conditions on his/her health				0.478	
10. Someone explained to me which treatments were made for my child and why					0.887
11. Someone explained to me the plan of tests, visits and checks that my child should do					0.830
Eigenvalue	4.28	2.46	2.08	1.74	1.47
Cronbach's alpha	0.70	0.72	0.80	0.63	0.81

Table 2.

Principal component analysis with orthogonal rotation

*Reverse scored item, calculated by subtracting the item score from 6.

[Home](#)[About](#)[Contact](#)[Content](#)[Log in](#)[Register](#)

20*. I felt abandoned by the health care system about the management of my child's health care	92	91.1%	6	5.9%	3	3.0%
13*. The person who was seeing my child hadn't the results of last check, visit or test	81	80.2%	15	14.9%	5	5.0%
14*. I had to repeat information about my child's health which should be in his/her medical record	78	77.2%	21	20.8%	2	2.0%
12*. The person who was seeing my child ignored his/her recent medical history	88	87.1%	12	11.9%	1	1.0%
15*. I had to provide the results of a specialist's visit to the person who was seeing my child†	28	28.0%	30	30.0%	42	42.0%
8*. The people who took care of my child told me different things about his/her health	79	78.2%	14	13.9%	8	7.9%
Factor 2: Care coordination			Strongly disagree or disagree	Uncertain	Strongly agree or agree	
4. The main coordinator knows all my child's health needs‡	5	5.0%	-	-	95	95.0%
5. The main coordinator is always up-to-date about health care given by others‡	3	3.0%	11	11.0%	86	86.0%
6. The main coordinator contacts other clinicians about health care received by my child‡	19	19.2%	19	19.2%	61	61.6%
7. The main coordinator keeps in contact with me even when my child receives health care by others‡	54	54.5%	10	10.1%	35	35.4%
Factor 3: Continuity of family-paediatrician relationship			Strongly disagree or disagree	Uncertain	Strongly agree or agree	
3. I feel comfortable discussing with the paediatrician all the problems related to my child's health condition	5	5.0%	10	9.9%	86	85.1%
2. The paediatrician takes into account what worries me most about my child's health	5	5.0%	11	10.9%	85	84.2%
1. The paediatrician knows about the medical history of my child	1	1.0%	5	5.0%	95	94.1%
Factor 4: Family support			Never or rarely	Sometimes	Always or often	
19. When things changed or went wrong, I could get answers or advices quickly	3	3.0%	6	5.9%	92	91.1%
16. People who took care of my child gave me adequate information to take care of him/her at home	1	1.0%	3	3.0%	97	96.0%
17. People who took care of my child gave me adequate information to cope with minor problems or complications	2	2.0%	17	16.8%	82	81.2%
9. Someone explained to me the consequences of my child's clinical conditions on his/her health	3	3.0%	11	10.9%	87	86.1%
Factor 5: Information on care plan			Never or rarely	Sometimes	Always or often	
10. Someone explained to me which treatments were made for my child and why	-	-	7	6.9%	94	93.1%
11. Someone explained to me the plan of tests, visits and checks that my child should do	1	1.0%	4	4.0%	96	95.0%

Table 3.

Responses to the SpENK-Q item statements

*Reverse scored item, calculated by subtracting the item score from 6.

†Missing data $n = 1$.

‡Missing data $n = 2$.

[Home](#)

[About](#)

[Contact](#)

[Content](#)



[Log in](#)

[Register](#)