

Water quality monitoring: A comparative case study of municipal and Curtin Sarawak's lake samples

This content has been downloaded from IOPscience. Please scroll down to see the full text.

2016 IOP Conf. Ser.: Mater. Sci. Eng. 121 012019

(<http://iopscience.iop.org/1757-899X/121/1/012019>)

View [the table of contents for this issue](#), or go to the [journal homepage](#) for more

Download details:

IP Address: 134.7.93.129

This content was downloaded on 26/05/2017 at 02:58

Please note that [terms and conditions apply](#).

You may also be interested in:

[Challenges in Construction Over Soft Soil - Case Studies in Malaysia](#)

N O Mohamad, C E Razali, A A A Hadi et al.

[Extensible, Reusable, and Reproducible Computing: A Case Study of PySPH](#)

Prabhu Ramachandran

[Numerical and Experimental Case Study of Blasting Works Effect](#)

Daniel Papán, Veronika Valašková and Marian Drusa

[Geological factors contributing to landslides: case studies of a few landslides in different regions of India](#)

Nirmala Vasudevan and Kaushik Ramanathan

[Case studies of EUV cyclones and their associated magnetic fields](#)

Xin-Ting Yu, Jun Zhang, Ting Li et al.

[Adaptation to climate change: A case study on Bangladesh](#)

Saila Parveen and I Faisal

[Quality Tools and TRIZ Based Quality Improvement Case Study at PT 'X' A Plastic Moulding Manufacturing Industry](#)

Christina Wirawan and Fory Chandra

[STUDIES OF LARGE-AMPLITUDE DELTA SCUTI VARIABLES. I. A CASE STUDY OF EH LIBRAE: ERRATUM](#)

W. J. F. Wilson, E. F. Milone and D. J. I. Fry

[SWOT analysis of the renewable energy sources in Romania - case study: solar energy](#)

A G Lupu, A Dumencu, M V Atanasiu et al.

Water quality monitoring: A comparative case study of municipal and Curtin Sarawak's lake samples

A Anand Kumar¹, J Jaison^{2,4}, K Prabakaran¹, R Nagarajan¹ and Y S Chan³

¹ Department of Applied Geology, Faculty of Engineering and Science, Curtin University CDT 250, 98009 Miri, Sarawak, Malaysia.

² Department of Chemical Engineering, Faculty of Engineering and Science, Curtin University CDT 250, 98009 Miri, Sarawak, Malaysia.

³ Department of Petroleum Engineering, Faculty of Engineering and Science, Curtin University CDT 250, 98009 Miri, Sarawak, Malaysia.

⁴ Author to whom any correspondence should be addressed.

E-mail: jaison.jeevanandam@postgrad.curtin.edu.my

Abstract. In this study, particle size distribution and zeta potential of the suspended particles in municipal water and lake surface water of Curtin Sarawak's lake were compared and the samples were analysed using dynamic light scattering method. High concentration of suspended particles affects the water quality as well as suppresses the aquatic photosynthetic systems. A new approach has been carried out in the current work to determine the particle size distribution and zeta potential of the suspended particles present in the water samples. The results for the lake samples showed that the particle size ranges from 180nm to 1345nm and the zeta potential values ranges from -8.58 mV to -26.1 mV. High zeta potential value was observed in the surface water samples of Curtin Sarawak's lake compared to the municipal water. The zeta potential values represent that the suspended particles are stable and chances of agglomeration is lower in lake water samples. Moreover, the effects of physico-chemical parameters on zeta potential of the water samples were also discussed.

1. Introduction

Surface water and ground water are important components in the environment for the fresh water resources. Photosynthetic activity of phytoplankton's and other primary producers in the aquatic environment commonly occurs in the surface water bodies [1, 2]. These planktons are the main source of food for aquatic organisms [3]. Increased in the human activities such as urban development, deforestation and discharge of industrial effluents and domestic waste into lakes from cities or villages has a profound influence in the quality of surface water bodies such as lakes and reservoirs [4, 5]. Due to the anthropogenic activities, increase in the level of suspended particles in the surface water bodies is expected [6]. The presence of suspended particles will suppress the aquatic photosynthetic system [7] and affects the aquatic food chain [8]. The term suspended particles refers to the mass or concentration of inorganic and organic particles such as trace metals [9] and carbonates [10] respectively that is present in the stream, river or lake water column by turbulence [11]. The increase



of suspended particles in water bodies lead to physical and chemical alterations such as limited penetration of light which resulted in delayed photosynthesis process; temperature changes [12]; increased in eutrophication [13] and release of heavy metal contamination [14, 15] and nutrients such as phosphorus [16]. Moreover, in-situ decomposition of suspended particle with high organic content can depletes dissolved oxygen levels in water. This process will lead to a critical oxygen shortage in surface water bodies that will affect the life of aquatic organisms [17]. High level of suspended particles can also causes damage in the exposed respiratory organs of aquatic invertebrates [18] and delicate gill structures of fishes [19, 20]. Overall, the suspended particles analysis plays a major role in establishing water quality guidelines to improve and protect quality of water and aquatic ecosystems. In the present study, particle size distribution and zeta potential of the suspended particles in municipal water and surface water of Curtin Lake, Miri, East Malaysia was compared and analyzed using dynamic light scattering technique. In addition, the effect of physico-chemical parameters on zeta potential of the water samples was also analyzed.

2. Study area

The lake surface water was collected from Curtin Lake which is located in Curtin University, Sarawak campus, Miri, East Malaysia. Miri city is located in northern Sarawak, in the Borneo Island. The city is dotted by numerous industries such as palm oil, timber processing plants, ship building industries and offshore oil platforms. The surface water is available throughout the year and is utilized for domestic purposes. The Sarawak state receives more annual rainfall of about 3000-4000 mm through the northeast and southwest monsoons. Most of the rainfall is received during October to March through northeast monsoon. The south west monsoon is the dry period of Sarawak. The average temperature is 26 °C throughout the year and the state experiences higher humidity level (80%) due to high evaporation rate [21]. The burning of bushes and its aftermath contributes to the presence of major suspended particles in surface water bodies in and around Miri city. A total of 10 water samples from the surface of Curtin Lake (S1 to S10) were collected for analysis as mentioned in Figure 1. The tap water and the drinking water samples were also collected inside university campus. The tap water was supplied by local municipal authority and the drinking water was purified by Curtin University water treatment facility.

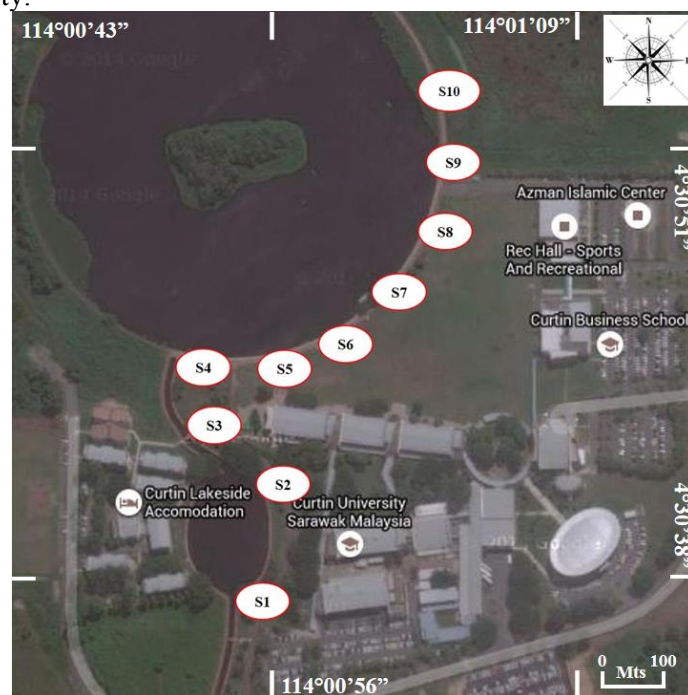


Figure 1. Location of sampling sites in the Curtin University, Sarawak Campus.

3. Materials and methods

Prior to the collection of samples the storage bottles was thoroughly acid washed with diluted Nitric acid (20%) and rinsed with distilled water. General physico-chemical parameters such as conductivity, pH, resistivity, salinity, TDS, ORP and temperature measurements of the water samples was measured in situ with portable water quality analyzer. The collected water samples were filtered using a Whatman No: 1 filter paper for further analysis. The filtered samples were taken in disposable folded capillary cells and measured by using Non-Invasive Backscatter optics (NIBS). The particle size distribution and zeta potential was analyzed using Zetasizer Nano ZS (Malvern Instruments Ltd). This instrument can able to measure the size ranging from 0.3nm o 10 microns (diameter). The accuracy and precision of the instrument was checked by using the standard reference material NIST SRM 1980 [22].

4. Materials and methods

Measured values of physico – chemical parameters, zeta potential values and particle sizes are summarized in Table 1. The range and mean values of physico-chemical parameters was represented in Table 2. The pH was found to be slightly acidic for the surface water. Electrical conductivity was observed more in the lake water samples compared to the municipal waters. Higher concentration of total dissolved solids was observed in the sampling site S1 and the minimum values was noticed in the municipal waters. Salinity of the water samples was in the range of 0.3 to 0.4 ppt. Zeta potential is a convenient way to study the suspended particle and its interactions in surface water bodies [23]. The interaction of suspended particles in aqueous media is dependent on its zeta (electro-kinetic) potential which is controlled by the surface charge of the suspended particles and the aqueous medium [24-26]. According to electric potential of colloidal particles, zeta potential from 0 to ± 5 mV leads to agglomeration, ± 10 to ± 30 mV indicates incipient stability, ± 30 to ± 40 mV leads to moderate stability and excellent stability can be obtained from ± 40 to ± 60 mV [27, 28]. The sign and the level of zeta potential will act as a deciding factor to determine the range of physical and chemical processes on the particle surface [29, 30]. Zeta potential of all the water samples was found to be negative which denotes the surface charge of the suspended particles [31, 32] and it is represented in the figure 2. For distilled water, the pH is 6.82, the average size is 1345 nm and zeta –potential is -8.58. Compared with the physico-chemical parameters and Z-potential in all the samples (Table 1), it is clear that the presence of suspended particles are very low in the distilled water and it shows the lower Z-potential and larger size which will lead to agglomeration and settlement of the suspended particle [33, 34]. Similarly, compared to tap water, drinking water consists of larger size suspended particles (831nm) with lower z-potential (-12.1mV) which show there is no micro-level contaminants present in both samples. The pH of the lake samples are in the range of 5.8 and 6.8, the particle size varied from 180.3 nm to 386.6 nm and the zeta potential value varies between -13.7mV to -26.1mV.

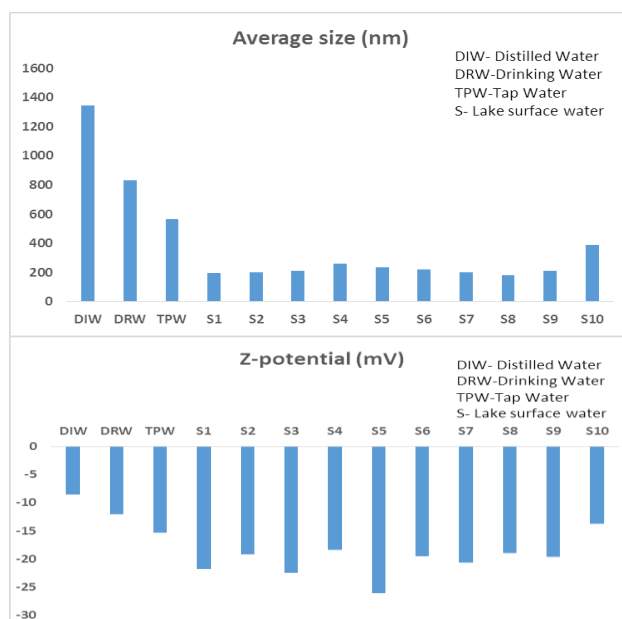


Figure 2. Chart showing zeta potential and average size of all the water samples

Table 1. Physico-chemical parameters of water samples collected from Curtin university, Sarawak Campus

Sample ID	pH	Conductivity (µs/cm)	Salinity (ppt)	Resistivity (MΩ-cm)	TDS (mg/l)	ORP (Rmv)	Temperature °C	PDI	Average size (nm)	Z-potential (mV)
DIW	6.82	1.47	0.0	0.681	1	46.8	26	0.998	1345	-8.58
DRW	6.47	138.8	0.0	0.0072	68	42.7	28	0.667	831	-12.1
TPW	6.6	138.5	0.0	0.0072	68	34.3	27.7	0.537	567	-15.3
S1	6.61	850	0.4	0.0012	417	55.2	31.3	0.351	198	-21.8
S2	6.34	679	0.3	0.0015	333	49.7	30.6	0.345	198.4	-19.2
S3	6.25	632	0.3	0.0016	310	55.2	32.2	0.398	208.3	-22.5
S4	6.14	639	0.3	0.0016	313	61.7	31.8	0.423	258.2	-18.4
S5	6.13	660	0.3	0.0015	323	62.8	32	0.54	236.5	-26.1
S6	6.1	690	0.3	0.0014	338	64.1	31.5	0.339	218	-19.5
S7	6.21	631	0.3	0.0016	309	58	32.4	0.416	200.6	-20.7
S8	6.16	635	0.3	0.0016	311	60.9	32.5	0.391	180.3	-19
S9	6.15	629	0.3	0.0016	308	61.3	33	0.462	211.3	-19.6
S10	5.93	646	0.3	0.0015	317	74.3	31	0.852	386.6	-13.7

Table 2. Descriptive analysis of water samples

Parameters	Range	Minimum	Maximum	Mean	Std. Deviation
pH	0.89	5.93	6.82	6.30	0.25
Conductivity	848.53	1.47	850.00	536.13	261.25
Salinity	0.40	0.00	0.40	0.24	0.14
Resistivity	0.68	0.00	0.68	0.05	0.19
TDS	416.00	1.00	417.00	262.77	127.98
ORP	40.00	34.30	74.30	55.92	10.44
Temperature	7.00	26.00	33.00	30.77	2.16
Average Size	1164.70	180.30	1345.00	387.63	344.80
Z potential	17.52	-26.10	-8.58	-18.19	4.67

Significant difference was observed between the zeta-potential value of sample site S5 (-26.1mV) and S10 (-13.1 mV). Similar significant difference was observed between S8 (180.3nm) and S10 (386.6nm). For sample site 8, the observed z-potential is -19mV with 180.3 nm as average size which reveals that the sample contains smaller suspended particles with less chance of agglomeration. Its polydispersity index is 0.391 indicating that the sample consists of monodispersed particles [22, 35, 36]. In the sampling location 10, as represented in Figure 2, the observed z-potential is -13.7mV with an average particle size of 386.6 nm signifies the ability of the suspended particles for agglomeration and settlement. From the result, it is evident that the surface lake water samples consist of suspended particles with size smaller than 300nm and with incipient stability. As the surface charge is negative based on z-potential results, chances for heavy metal to be the suspended particles are higher due to the atmospheric deposition and leaching process in the lake [30, 37, 38].

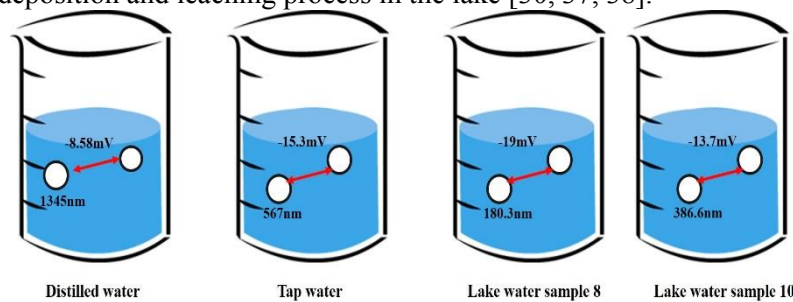


Figure 3. Zeta potential and average size of suspended particles in selected samples.

From the results, we propose that zeta potential can be used for the identification of suspended particle presence in water samples. The particle size distribution along with z-potential will reveal the presence of suspended particles and its ability to agglomerate [39-41]. As the suspended particles are smaller in size, they can easily discharge during the sedimentation and filtration processes which makes them difficult to remove during water treatment [42]. If agglomeration occurs, the size of the particle will increase and eased the filtering process. Figure 3 shows the zeta potential of suspended particles in water samples based on the observed results. From the figure, it is evident that zeta potential plays an important role in the suspended particle analysis and its measurement is believed to be helpful in the water quality monitoring. Moreover, particle size distribution will also contribute in the prediction of larger size particles formation due to agglomeration process.

5. Conclusion

- The presence of suspended particles, its average size and zeta potential was analysed using dynamic light scattering method
- Distilled water was used as reference sample (blank) and the observed results reveals that the higher level of suspended particles in tap water than in drinking water.
- The lake water samples contain smaller suspended particles (lower than 300nm) and their zeta potential discloses that the suspended particles have less chances of agglomeration.
- Thus, it is evident that the suspended particles are smaller in size and free floating in lake water that can affect the aquatic organisms particularly the filter feeding organism.
- Furthermore, we suspect that the negative potential of the suspended particles are due to the presence of heavy metals in the water samples. This can be proved with evidence by heavy metal analysis using atomic absorption spectroscopy which is intended to be performed as future work.

References

- [1] Mackas D L 2011 Does blending of chlorophyll data bias temporal trend? *Nature* **472** E4-E5
- [2] Rykaczewski R R and Dunne J P 2011 A measured look at ocean chlorophyll trends *Nature* **472** E5-E6
- [3] McQuatters-Gollop A, Reid P C, Edwards M, Burkill P H, Castellani C, Batten S, Gieskes W, Beare D, Bidigare R R and Head E 2011 Is there a decline in marine phytoplankton? *Nature* **472** E6-E7
- [4] Zinabu G-M 1998 Human interactions and water quality in the Horn of Africa. In: *Science in Africa: Emerging Water Management Issues. Proceedings of a Symposium held in February*,
- [5] Prasanna M, Nagarajan R, Chidambaram S and Elayaraja A 2012 Assessment of metals distribution and microbial contamination at selected Lake waters in and around Miri city, East Malaysia *Bulletin of environmental contamination and toxicology* **89** 507-11
- [6] Barkman J H and Davidson D H 1972 Measuring water quality and predicting well impairment *Journal of Petroleum Technology* **24** 865-73
- [7] Blane J M and Jaakson R 1994 The impact of ecotourism boats on the St Lawrence beluga whales *Environmental conservation* **21** 267-9
- [8] Stewart A R, Luoma S N, Schlekot C E, Doblin M A and Hieb K A 2004 Food web pathway determines how selenium affects aquatic ecosystems: a San Francisco Bay case study *Environmental science & technology* **38** 4519-26
- [9] Boyle J 2001 *Tracking environmental change using lake sediments*: Springer) pp 83-141
- [10] Kelts K and Hsü K 1978 *Lakes*: Springer) pp 295-323
- [11] Waters T F 1995 *Sediment in streams: sources, biological effects, and control*: American Fisheries Society)
- [12] Lloyd D S, Koenings J P and Laperriere J D 1987 Effects of turbidity in fresh waters of Alaska *North American Journal of Fisheries Management* **7** 18-33
- [13] Shinohara R, Imai A, Kawasaki N, Komatsu K, Kohzu A, Miura S, Sano T, Satou T and Tomioka N 2012 Biogenic phosphorus compounds in sediment and suspended particles in a shallow eutrophic lake: a ³¹P-nuclear magnetic resonance (³¹P NMR) study *Environmental science & technology* **46** 10572-8
- [14] Dawson E and Macklin M 1998 Speciation of heavy metals on suspended sediment under high flow conditions in the River Aire, West Yorkshire, UK *Hydrological Processes* **12** 1483-94
- [15] Miller J R 1997 The role of fluvial geomorphic processes in the dispersal of heavy metals from mine sites *Journal of Geochemical Exploration* **58** 101-18
- [16] Russell M, Walling D, Webb B and Bearne R 1998 The composition of nutrient fluxes from contrasting UK river basins *Hydrological Processes* **12** 1461-82
- [17] Ryan P A 1991 Environmental effects of sediment on New Zealand streams: a review *New Zealand journal of marine and freshwater research* **25** 207-21
- [18] Langer O 1980 Effects of sedimentation on salmonid stream life. In: *Report on the Technical Workshop on Suspended Solids and the Aquatic Environment*. Whitehorse,
- [19] Cordone A J and Kelley D W 1961 *The influences of inorganic sediment on the aquatic life of streams*: California Department of Fish and Game)
- [20] Kemp H A 1949 Soil pollution in the Potomac River basin *Journal (American Water Works Association)* 792-6
- [21] Prasanna M, Praveena S, Chidambaram S, Nagarajan R and Elayaraja A 2012 Evaluation of water quality pollution indices for heavy metal contamination monitoring: a case study from Curtin Lake, Miri City, East Malaysia *Environmental Earth Sciences* **67** 1987-2001
- [22] Winarti C, Richana N and Sunarti T C 2015 Effect of Acid Hydrolysis on the Characteristics of Andrographolide-Loaded Arrowroot Starch Nanoparticles *International Journal of Food Engineering* **1**

- [23] Bean E L, Campbell S J, Anspach F R, Ockershausen R W and Peterman C J 1964 Zeta Potential Measurements in the Control of Coagulation Chemical Doses [with Discussion] *Journal (American Water Works Association)* **214-27**
- [24] Cohen R D and Probstein R 1986 Colloidal fouling of reverse osmosis membranes *Journal of Colloid and Interface Science* **114** 194-207
- [25] Stumm W 1992 Chemistry of the solid-water interface: processes at the mineral-water and particle-water interface in natural systems
- [26] Elimelech M, Chen W H and Waypa J J 1994 Measuring the zeta (electrokinetic) potential of reverse osmosis membranes by a streaming potential analyzer *Desalination* **95** 269-86
- [27] Ó'Brien R W 1990 Electroacoustic studies of moderately concentrated colloidal suspensions *Faraday Discussions of the Chemical Society* **90** 301-12
- [28] Hanaor D, Michelazzi M, Leonelli C and Sorrell C C 2012 The effects of carboxylic acids on the aqueous dispersion and electrophoretic deposition of ZrO₂ *Journal of the European Ceramic Society* **32** 235-44
- [29] Mateu J, Forteza R, Cerda V and Colom-Altes M 1995 Comparison of various methods for the determination of inorganic species in airborne atmospheric particulates *Water, Air, and Soil Pollution* **84** 61-79
- [30] Marsalek R Analysis of Dust Particles in Snow Cover in the Surroundings of the City of Ostrava: Particle Size Distribution, Zeta Potential and Heavy Metal Content *Analysis* **1** 12754
- [31] Wilson W W, Wade M M, Holman S C and Champlin F R 2001 Status of methods for assessing bacterial cell surface charge properties based on zeta potential measurements *Journal of Microbiological Methods* **43** 153-64
- [32] Sprycha R 1989 Electrical double layer at alumina/electrolyte interface: I. Surface charge and zeta potential *Journal of colloid and interface science* **127** 1-11
- [33] Fengqiu T, Xiaoxian H, Yufeng Z and Jingkun G 2000 Effect of dispersants on surface chemical properties of nano-zirconia suspensions *Ceramics International* **26** 93-7
- [34] Li D, Mueller M B, Gilje S, Kaner R B and Wallace G G 2008 Processable aqueous dispersions of graphene nanosheets *Nature nanotechnology* **3** 101-5
- [35] de Pinho Neves A L, Milioli C C, Müller L, Riella H G, Kuhnen N C and Stulzer H K 2014 Factorial design as tool in chitosan nanoparticles development by ionic gelation technique *Colloids and Surfaces A: Physicochemical and Engineering Aspects* **445** 34-9
- [36] Zhang L and Kosaraju S L 2007 Biopolymeric delivery system for controlled release of polyphenolic antioxidants *European Polymer Journal* **43** 2956-66
- [37] Appel C and Ma L 2002 Concentration, pH, and surface charge effects on cadmium and lead sorption in three tropical soils *Journal of Environmental Quality* **31** 581-9
- [38] Abbracchio M P, Heck J D and Costa M 1982 The phagocytosis and transforming activity of crystalline metal sulfide particles are related to their negative surface charge *Carcinogenesis* **3** 175-80
- [39] O'Brien R, Cannon D and Rowlands W 1995 Electroacoustic determination of particle size and zeta potential *Journal of Colloid and Interface Science* **173** 406-18
- [40] Wiese G and Healy T 1970 Effect of particle size on colloid stability *Transactions of the Faraday Society* **66** 490-9
- [41] Jiang J, Oberdörster G and Biswas P 2009 Characterization of size, surface charge, and agglomeration state of nanoparticle dispersions for toxicological studies *Journal of Nanoparticle Research* **11** 77-89
- [42] Incorporation Z M 2005 Zeta Potential: A Complete Course in 5 Minutes *Zeta-Meter, Inc* **765**

Acknowledgment

The authors are greatly indebted to Curtin University, Sarawak campus, Malaysia for providing the necessary facilities to carry out the research.