

Slow Compressional Wave in Porous Media: Finite difference simulations on micro-scale

Erik H. Saenger*, Oliver S. Krüger, and Serge A. Shapiro, Freie Universität Berlin, Germany
Radim Ciz and Boris Gurevich, CSIRO Perth, Australia

Summary

We perform wave propagation simulations in porous media on microscale in which a slow compressional wave can be observed. Since the theory of dynamic poroelasticity was developed by Biot (1956), the existence of the type II or Biot's slow compressional wave (SCW) remains the most controversial of its predictions. However, this prediction was confirmed experimentally in ultrasonic experiments. The purpose of this paper is to observe the SCW by applying a recently developed viscoelastic displacement-stress rotated staggered finite-difference (FD) grid technique to solve the elastodynamic wave equation. To our knowledge this is the first time that the slow compressional wave is simulated on first principles.

Introduction

One of the key predictions of Biot's theory of poroelasticity (Biot, 1956) is the fact that in a poroelastic medium, there may propagate elastic waves of three types: a shear wave and two types of compressional waves. The first compressional wave is the one that is very similar to the compressional wave in an elastic medium, while the second wave, also called type II or Biot's slow wave, has a strongly dispersive character. At low frequencies, at which the flow of the pore fluid is characterized by the Poiseuille flow, the slow wave has a diffusion-type character. At higher frequencies, when the viscous skin depth of the fluid in the pores is smaller than the size of the pores, the slow wave becomes a normal propagating wave with small attenuation, and can be approximately described as an acoustic wave in the pore fluid.

The slow wave at higher frequencies was confirmed experimentally, when the SCW was observed in ultrasonic experiments by Plona (1980). Theoretical analysis, e.g. by Dutta (1980), shows that the observed travel times of the SCW are consistent with the predictions of Biot's theory.

Goal of this study is to observe numerically the SCW on first principles (i.e. by solving the elastodynamic wave equation) and not by solving Biot's equations of poroelasticity (Dai et al., 1995; Gurevich et al., 1999). This is done in 2D with a comparison to an analytical solution as well as in 3D numerical experiments. We apply a recently developed viscoelastic displacement-stress rotated staggered finite-difference (FD) grid technique (Saenger et al., 2005).

2D Numerical experiments

We consider a system of periodically alternating solid and fluid layers of period d (Figure 1). The elastic solid has density ρ_s , bulk modulus K_s and shear modulus μ_s . The viscous fluid has density ρ_f , bulk modulus (inverse compressibility) K_f , and dynamic viscosity η . The solid and fluid layer thicknesses are h_s

and h_f , respectively, so that $h_s + h_f = d$.

Propagation of compressional waves in a periodic system of solid layers denoted by s and f is governed by an exact dispersion equation (Rytov, 1956; Brekhovskikh, 1981; Gurevich, 2002):

$$4(\mu_s - \mu_f)^2 K_1 K_2 + \omega^2 \rho_s [c^2 \rho_s - 4(\mu_s - \mu_f)] K_2 \tan \frac{\beta_s h_s}{2} + \omega^2 \rho_f [c^2 \rho_f + 4(\mu_s - \mu_f)] K_1 \tan \frac{\beta_f h_f}{2} - \omega^2 \rho_f \rho_s c^2 \left[L_1 \tan \frac{\beta_f h_f}{2} + L_2 \tan \frac{\beta_s h_s}{2} \right] = 0, \quad (1)$$

where $\alpha_s^2 = \omega^2 (1/c_s - 1/c)$, $\alpha_f^2 = \omega^2 (1/c_f - 1/c)$ and $c_s = [(K_s + 4\mu_s/3)/\rho_s]^{1/2}$, $c_f = [(K_f + 4\mu_f/3)/\rho_f]^{1/2}$ are compressional velocities in the materials s and f , respectively, $Im\mu_f = Im\lambda_f = -\omega\eta$, $K_f = \lambda_f + 2\mu_f/3$ and

$$K_1 = \frac{\omega^2}{c^2} \tan \frac{\beta_s h_s}{2} + \alpha_s \beta_s \tan \frac{\alpha_s h_s}{2}, \\ K_2 = \frac{\omega^2}{c^2} \tan \frac{\beta_f h_f}{2} + \alpha_f \beta_f \tan \frac{\alpha_f h_f}{2}, \\ L_1 = \frac{\omega^2}{c^2} \tan \frac{\beta_s h_s}{2} - \alpha_f \beta_s \tan \frac{\alpha_f h_f}{2}, \\ L_2 = \frac{\omega^2}{c^2} \tan \frac{\beta_f h_f}{2} - \alpha_s \beta_f \tan \frac{\alpha_s h_s}{2}. \quad (2)$$

Equation (1) needs to be analysed on the macroscale, that is in the limit $|\omega d/c| \ll 1$. However such a theoretical analysis appears to be too involved, and the analytical solution is only known in the low-frequency limit (Gurevich, 2002). It has been shown numerically (Bedford, 1986), that for sufficiently small values of $|\omega d/c|$ attenuation and dispersion predicted by equation (1) are the same as given by Biot's dispersion equation. Note that both equation (1) and Biot's theory predict both types of compressional waves (the fast compressional wave and Biot's slow wave).

To obtain the effective velocities of slow waves in layered media we choose the following numerical setup. The synthetic model contains two horizontal thin layers of viscous fluid and elastic solid of equal size (thickness: 30 grid points with an interval of $\Delta x=0.0001$ m). The solid has the P-wave velocity $v_p=5100$ m/s, S-wave velocity $v_s=2944$ m/s, density $\rho_s=2540$ kg/m³ and viscosity $\eta=0$ kg/m.s. For the viscous fluid we set $c_{11}=3.922*10^{11}$, $c_{44}=1.3*10^{11}$, and $\rho_f=1000$ kg/m³. The fluid viscosity $\eta = 10$ kg/(ms) is determined with the choice of $\omega_1 = 1.3 * 10^{10}$ [see (Saenger et al., 2005) for details]. To generate a slow-wave in x -direction ($f_{dom}=50$ kHz or $f_{dom}=10$ kHz), we apply a line source in z -direction in the fluid and perform the finite-difference simulations with periodic boundary conditions (in z -direction). The effective velocity is estimated by measuring the time of the zero-crossing of the slow wave over a distance of 200 ($f_{dom}=50$ kHz) or 1000 grid points ($f_{dom}=10$ kHz; distance between receiver position 1 and 2; see Figure 1). All computations are carried out with the second order spatial FD operators and with the second order time update. The results are shown in Figure 1.

3D Numerical experiments

To observe a slow wave in a realistic 3D porous solid we perform simulations with a numerical setup similar to the experiments described in Saenger et al. (2005). We apply the 3D RSG-technique to explicitly model wave propagation in fluid saturated porous media. The synthetic porous rock-models are embedded in a homogeneous fluid region. The full models are made up of 600x400x400 grid points with an interval of $\Delta x=0.0002\text{m}$. For the grain material we set a P-wave velocity of $v_p=5100\text{m/s}$, a S-wave velocity of $v_s=2944\text{m/s}$ and a density of $\rho_{\text{grain}}=2540\text{kg/m}^3$. For the fluid we set $v_p=1500\text{m/s}$, $v_s=0\text{m/s}$ and $\rho_v=1000\text{kg/m}^3$. We perform our modelling experiments with periodic boundary conditions in the z- and y-direction. We apply a plane source at the left ($x = 0\text{m}$) of the model. The plane P-wave generated in this way propagates from the left of the model to the interface of fluid and fluid-saturated porous media. The source wavelet is the first derivative of a Gaussian with a dominant frequency of $f_{\text{source}} = 8 \times 10^4\text{Hz}$ and with a time increment of $\Delta t = 2.1 \times 10^{-8}\text{s}$. All computations are performed with second order spatial FD operators and with a second order time update.

For the model shown in Figure 2a the incident P-wave generates from a theoretical point of view (Gurevich et al., 2004) one reflected and two transmitted compressional waves (fast and slow). The reflected P-wave and the transmitted fast P-wave can be detected very clearly from a 2D slice from a snapshot of the full 3D wavefield (Figure 3a). The transmitted slow P-wave can only be seen by calculating the average displacement field as shown in Figure 4a.

An analysis based on the boundary conditions at an interface for Biot's equations of poroelasticity shows that the slow wave is generated if and only if there exist at least a hydraulic contact between the free water and the water in the pore space [e.g. (Rasolofosaon, 1980)]. Therefore we repeat the previously described simulation with a small modification: We create a very thin solid layer at the interface between fluid and fluid-saturated porous media (Figure 2b). As expected a slow wave can not be observed in such a simulation as shown in Figure 4b.

Conclusions

We have performed numerical modeling of seismic wave propagation on a micro-scale. A compressional slow wave (a Biot type II wave) is observed in 2D and 3D simulations. In both cases we compare our results with theoretical predictions successfully. This confirms that the viscoelastic rotated staggered grid FD method of Saenger et al. (2005) is capable of modelling poroelastic (associated with global flow) effects with high accuracy. To our knowledge this is the first time that the slow wave is simulated on first principles.

References

- Bedford, A., 1986, Application of Biot's equations to a medium of alternating fluid and solid layers: *Journal of Wave-Material Interaction*, **1**, 34–53.
- Biot, M. A., 1956, Theory of propagation of elastic waves in a fluid-saturated porous solid. I. Low frequency range and II. Higher-frequency range: *Journal of the Acoustical Society of America*, **28**, 168–191.
- Brekhovskikh, L. M., 1981, *Waves in layered media*: Academic Press.
- Dai, N., Vafidis, A., and Kanasevich, E. R., 1995, Wave propagation in heterogeneous, porous media: A velocity-stress, finite-difference method: *Geophysics*, **60**, 327–340.
- Dutta, N. C., 1980, Theoretical analysis of observed second bulk compressional wave in a fluid-saturated porous solid at ultrasonic frequencies: *Applied Physics Letters*, **37**, 898–900.
- Gurevich, B., Kelder, O., and Smeulders, D. M. J., 1999, Validation of the slow compressional wave in porous media: Comparison of experiments and numerical simulations: *Transport in Porous Media*, **36**, 149–160.
- Gurevich, B., Ciz, R., and Dennemann, A. I. M., 2004, Simple expressions for normal incidence reflection coefficients from an interface between fluid-saturated porous materials: *Geophysics*, **69**, 1372–1377.
- Gurevich, B., 2002, Effect of fluid viscosity on elastic wave attenuation in porous rocks: *Geophysics*, **67**, 264–270.
- Plona, T., 1980, Observation of a second bulk compressional wave in a porous medium at ultrasonic frequencies: *Applied Physics Letters*, **36**, 259–261.
- Rasolofosaon, P. N. J., 1980, Importance of the interface hydraulic condition on the generation of second bulk compressional wave in porous media: *Applied Physics Letters*, **37**, 898–900.
- Rytov, S. M., 1956, Acoustical properties of a thinly laminated medium: *Soviet Physical Acoustics*, **2**, 68–80.
- Saenger, E. H., Shapiro, S. A., and Keehm, Y., 2005, Seismic effects of viscous Biot-coupling: Finite difference simulations on micro-scale: *Geophysical Research Letters*, **32**, L14310.

Slow compressional wave in Porous media

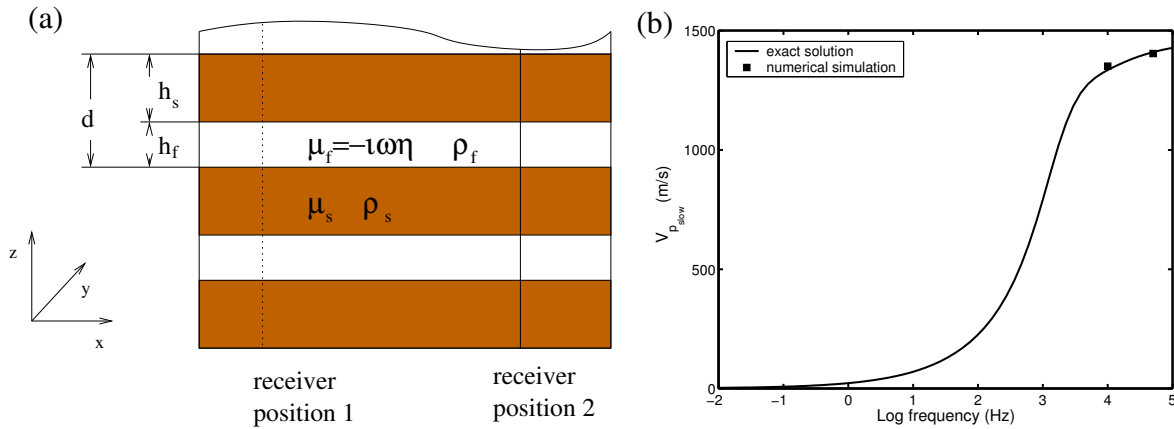


Fig. 1: **Left** hand side (a): Medium of alternating solid and viscous fluid layers. **Right** hand side (b): Numerical (dots) vs. analytical solution (Equation 1; solid line) for the velocity of the SCW in the medium shown on the left hand side. An excellent agreement is observed.

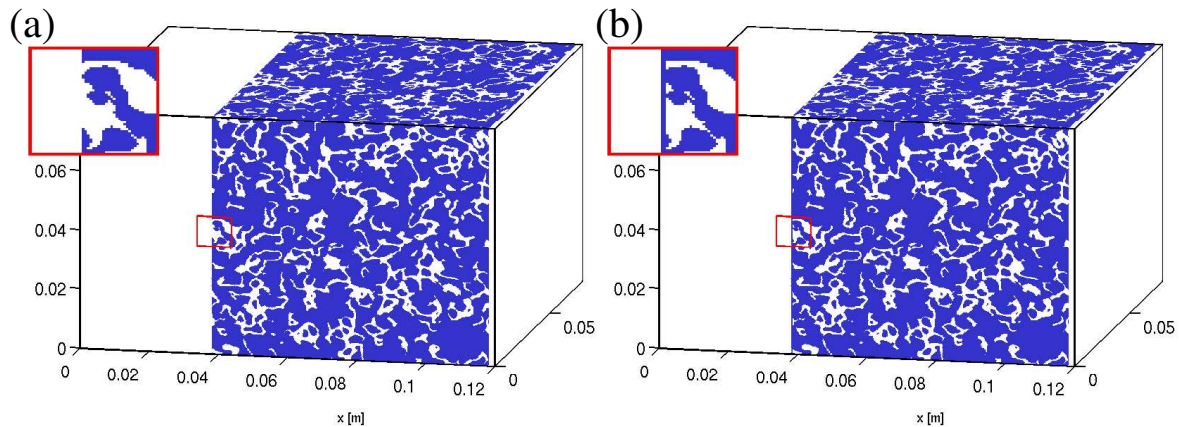


Fig. 2: Two different 3D synthetic porous models. The pore structure is defined by the synthetic rock model GRF5 (see Saenger et al. (2005) for details). White regions indicates water; blue regions indicates grain material. **Left** hand side (a): Open pores at the interface (x -position $\approx 0.4m$). **Right** hand side (b): Sealed conditions (a very thin solid layer) at the same interface.

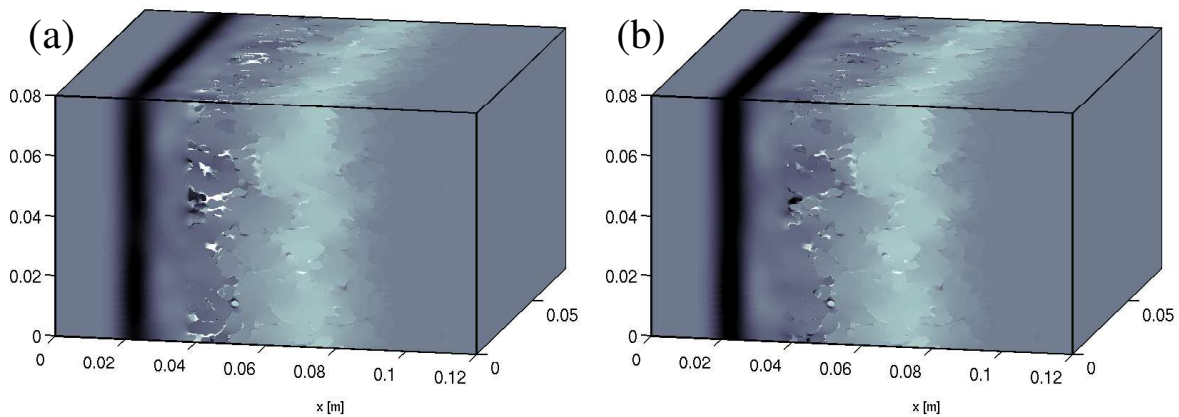


Fig. 3: A z -displacement snapshot of the wavefield after 2100 timesteps. The reflected P-wave (at $x \approx 0.02m$) and the transmitted fast P-wave (at $x \approx 0.07m$) are clearly visible. **Left** hand side (a): Snapshot for the model with open pores at the interface (Figure 2a). **Right** hand side (b): Same as (a) but with for the model with a sealed interface (Figure 2b).

Slow compressional wave in Porous media

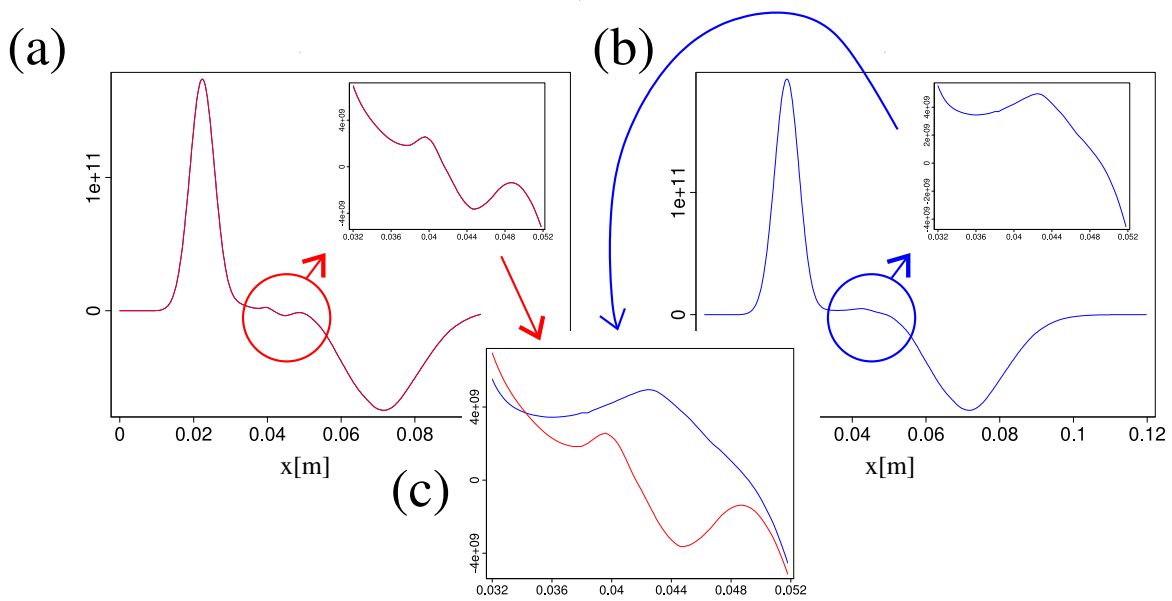


Fig. 4: Average of the z-displacement-field after 2100 timesteps and after the incident P-wave was partly reflected and transmitted at the interface at $x \approx 0.04\text{m}$. **Left** hand side (a): A slow compressional wave can be observed (marked with a circle) using the model shown in Figure 2a). **Right** hand side (b): The slow wave is not generated using the model shown in Figure 2b. **Center** (c): A comparison of both traces.

EDITED REFERENCES

Note: This reference list is a copy-edited version of the reference list submitted by the author. Reference lists for the 2006 SEG Technical Program Expanded Abstracts have been copy edited so that references provided with the online metadata for each paper will achieve a high degree of linking to cited sources that appear on the Web.

REFERENCES

- Bedford, A., 1986, Application of Biot's equations to a medium of alternating fluid and solid layers: *Journal of Wave Material Interaction*, **1**, 34–53.
- Biot, M. A., 1956, Theory of propagation of elastic waves in a fluid-saturated porous solid, I. Low frequency range, II Higher-frequency range: *Journal of the Acoustical Society of America*, **28**, 168–191.
- Brekhovskikh, L. M., 1981, *Waves in layered media*: Academic Press.
- Dai, N., A. Vafidis, and E. R. Kanasewich, 1995, Wave propagation in heterogeneous, porous media: A velocity-stress, finite-difference method: *Geophysics*, **60**, 327–340.
- Dutta, N. C., 1980, Theoretical analysis of observed second bulk compressional wave in a fluid-saturated porous solid at ultrasonic frequencies: *Applied Physics Letters*, **37**, 898–900.
- Gurevich, B., 2002, Effect of fluid viscosity on elastic wave attenuation in porous rocks: *Geophysics*, **67**, 264–270.
- Gurevich, B., R. Ciz, and A. I. M. Dennemann, 2004, Simple expressions for normal incidence reflection coefficients from an interface between fluid-saturated porous materials: *Geophysics*, **69**, 1372–1377.
- Gurevich, B., O. Kelder, and D. M. J. Smeulders, 1999, Validation of the slow compressional wave in porous media: Comparison of experiments and numerical simulations: *Transport in Porous Media*, **36**, 149–60.
- Plona, T., 1980, Observation of a second bulk compressional wave in a porous medium at ultrasonic frequencies: *Applied Physics Letters*, **36**, 259–261.
- Rasolofosaon, P. N. J., 1980, Importance of the interface hydraulic condition on the generation of second bulk compressional wave in porous media: *Applied Physics Letters*, **37**, 898–900.
- Rytov, S. M., 1956, Acoustical properties of a thinly laminated medium: *Soviet Physical Acoustics*, **2**, 68–80.
- Saenger, E. H., S. A. Shapiro, and Y. Keehm, 2005, Seismic effects of viscous Biot-coupling, Finite difference simulations on micro-scale: *Geophysical Research Letters*, **32**, L14310.