

## An annotated checklist of Australian Mesozoic tetrapods

Stephen F. Poropat, Phil R. Bell, Lachlan J. Hart, Steven W. Salisbury & Benjamin P. Kear

To cite this article: Stephen F. Poropat, Phil R. Bell, Lachlan J. Hart, Steven W. Salisbury & Benjamin P. Kear (2023) An annotated checklist of Australian Mesozoic tetrapods, *Alcheringa: An Australasian Journal of Palaeontology*, 47:2, 129-205, DOI: [10.1080/03115518.2023.2228367](https://doi.org/10.1080/03115518.2023.2228367)

To link to this article: <https://doi.org/10.1080/03115518.2023.2228367>



© 2023 The Author(s). Published by Informa UK Limited, trading as Taylor & Francis Group.



Published online: 12 Sep 2023.



Submit your article to this journal [↗](#)



Article views: 2818



View related articles [↗](#)



View Crossmark data [↗](#)



Citing articles: 6 View citing articles [↗](#)



## An annotated checklist of Australian Mesozoic tetrapods

Stephen F. Poropat , Phil R. Bell , Lachlan J. Hart , Steven W. Salisbury  and Benjamin P. Kear 

### ABSTRACT

In 2020, the Australasian palaeontological association *Australasian Palaeontologists* (AAP) joined the Australian government-supported *Australian National Species List* (auNSL) initiative to compile the first *Australian Fossil National Species List* (auFNSL) for the region. The goal is to assemble comprehensive systematic data on all vertebrate, invertebrate and plant fossil taxa described to date, and to present the information both within a continuously updated open-access online framework, and as a series of primary reference articles in AAP's flagship journal *Alcheringa*. This paper spearheads these auFNSL *Alcheringa* publications with an annotated checklist of Australian Mesozoic tetrapods. Complete synonymy, type material, source locality, geological age and bibliographical information are provided for 111 species formally named as of 2022. In addition, chronostratigraphically arranged inventories of all documented Australian Mesozoic tetrapod fossil occurrences are presented with illustrations of significant, exceptionally preserved and/or diagnostic specimens. The most diverse order-level clades include temnospondyl amphibians (34 species), saurischian (13 species) and ornithischian (12 species) dinosaurs (excluding ichnotaxa), and plesiosaurian marine reptiles (11 species). However, numerous other groups collectively span the earliest Triassic (earliest Induan) to Late Cretaceous (late Maastrichtian) and incorporate antecedents of modern Australian lineages, such as chelonoid and chelid turtles and monotreme mammals. Although scarce in comparison to records from other continents, Australia's Mesozoic tetrapod assemblages are globally important because they constitute higher-palaeolatitude faunas that evince terrestrial and marine ecosystem evolution near the ancient South Pole. The pace of research on these assemblages has also accelerated substantially over the last 20 years, and serves to promote fossil geoheritage as an asset for scientific, cultural and economic development. The auFNSL augments the accessibility and utility of these palaeontological resources and provides a foundation for ongoing exploration into Australia's unique natural history.

### ARTICLE HISTORY

Received 6 December 2022  
Revised 8 March 2023  
Accepted 20 April 2023

### KEYWORDS

Taxonomy, Australian Fossil National Species List, Amphibia, Amniota, Triassic, Jurassic, Cretaceous

Stephen F. Poropat [[stephenporopat@gmail.com](mailto:stephenporopat@gmail.com)], Western Australian Organic and Isotope Geochemistry Centre, School of Earth and Planetary Science, Curtin University, Bentley, Western Australia 6102, Australia, and Australian Age of Dinosaurs Museum of Natural History, Lot 1 Dinosaur Drive, Winton, Queensland 4735, Australia; Phil R. Bell [[pbell23@une.edu.au](mailto:pbell23@une.edu.au)], Palaeoscience Research Centre, School of Environmental and Rural Science, University of New England, Armidale, New South Wales 2351, Australia; Lachlan J. Hart [[l.hart@unsw.edu.au](mailto:l.hart@unsw.edu.au)], Earth and Sustainability Science Research Centre, School of Biological, Earth and Environmental Sciences (BEES), University of New South Wales, Kensington, New South Wales 2052, Australia, and Australian Museum Research Institute, 1 William Street, Sydney, New South Wales 2010, Australia; Steven W. Salisbury [[s.salisbury@uq.edu.au](mailto:s.salisbury@uq.edu.au)] School of Biological Sciences, The University of Queensland, Brisbane, Queensland 4072, Australia; Benjamin P. Kear [[benjamin.kear@em.uu.se](mailto:benjamin.kear@em.uu.se)] The Museum of Evolution, Uppsala University, Norbyvägen 16, Uppsala SE-752 36, Sweden.

THE AUSTRALIAN NATIONAL SPECIES LIST (auNSL) is a joint taxonomic resource project (<https://biodiversity.org.au/nsl/>) involving the *Australian Biological Resources Study* (ABRS) of the Australian Government Department of Climate Change, Energy, the Environment and Water (<https://www.dcceew.gov.au/science-research/abrs>), in partnership with the CSIRO (<https://www.csiro.au>) and various Australian museums, herbaria, and universities. The auNSL aims to produce publicly accessible databases for all formally designated taxa represented in the Australian biota and, thereby, provide an authoritative tool for research, education and government policy. *Australasian Palaeontologists* (AAP)

joined the auNSL to integrate the perspective of past biodiversity, which has otherwise been previously catalogued through disparate external portals, such as the *New and Old Worlds* (NOW) *Database of Fossil Mammals* (<https://nowdatabase.org/>). The resulting *Australian Fossil National Species List* (auFNSL) is, thus, a resource dedicated to documenting the unique fossil record of the region.

The auFNSL (<https://www.australasianpalaeontologists.org/databases>) currently hosts taxonomic checklists for multiple invertebrate and vertebrate groups, including species of fossil mammals from Australia and New Guinea (Travouillon *et al.* 2021), Australian fossil birds (Worthy *et al.* 2021), and Australian fossil reptiles and amphibians (Thorn *et al.* 2021). Worthy & Nguyen (2020) independently published an annotated list of Australian fossil bird species that established both a catalyst and formatting blueprint for special feature articles now being published in AAP's flagship journal *Alcheringa*. Here, we present the inaugural contribution to this series with an annotated checklist of

Australian Mesozoic tetrapods; this expands on data from Thorn *et al.* (2021) and showcases one of the most high-profile areas of palaeontological research in Australasia. Note that although fragmentary Mesozoic tetrapod fossils are known from Timor and New Caledonia, which were connected to Australia during the early Mesozoic (see Kear *et al.* 2018), these will be summarized in a separate auFNSL annotated list. This survey also excludes fossils from the Australian Antarctic Territories. New Zealand otherwise maintains its own national palaeontological collection (<https://www.gns.cri.nz/data-and-resources/national-paleontological-collection/>) and locality documentation (<https://fred.org.nz/>) initiatives.

Collectively, the Australian Mesozoic tetrapod fossil record is among the least prolific of any continent (e.g., Molnar 1980a, 1982, 1991, Warren 1972, 1982, 1991, Long 1990, 1993, 1998, Rich & Vickers-Rich 2003a, Scanlon 2006, Kear & Hamilton-Bruce 2011). Yet, knowledge of these fossils likely extends back many thousands of years amongst First Nations peoples. For instance, in the Saltwater Culture of the West Kimberley in northwestern Western Australia, three-toed footprints exposed along the Dampier Peninsula coastline form part of a song cycle or 'dreaming' that traces the journey of a creation being known as Marala or 'Emu Man' (Salisbury *et al.* 2017). Western science has come to interpret these tracks as traces of non-avian theropod dinosaurs, and named them *Megalosauropus broomensis* Colbert & Merrilees, 1967. Since the late 1980s, numerous other fossilized tracks have been recorded and described from these rocks, and the region now boasts the most diverse dinosaur ichnocoenoses in the world (Salisbury *et al.* 2017).

The earliest written description of an Australian Mesozoic tetrapod fossil was published in 1859 by the eminent British anatomist Thomas Henry Huxley, who reported a skull and mandible of the temnospondyl amphibian *Bothriceps australis* Huxley, 1859 (Huxley 1859). The source locality of this specimen (NHMUK PV R23110) was 'said to be from Australia', which left its geographical origin in doubt (Warren & Marsicano 1998). The mystery was finally resolved by the discovery of new material in the upper Parmeener Group of Tasmania, which stratigraphically spans the uppermost Permian to lowermost Triassic transition (Warren *et al.* 2011).

A similarly quirky history follows the recovery of Australia's 'first' dinosaur fossils, which were allegedly collected in 1844 on Cape York Peninsula by crew of the British navy warship H.M.S. *Fly* (Vickers-Rich *et al.* 1999). These bones were duly sent back to England and eventually named *Agrosaurus macgillivrayi* Seeley, 1891 by the famous English palaeontologist Harry Govier Seeley (Seeley 1891). Galton (1990) and Molnar (1991) later identified the remains as being from a 'prosauropod' (non-sauropod sauropodomorph); however, re-exploration of the supposed type locality (thought to be somewhere on Cape Grenville near the tip of the Cape York Peninsula in northernmost Queensland) in 1995 led Vickers-Rich *et al.* (1999) to demonstrate that these fossils were not derived from Australia at all. Rather, they were from the UK and had likely been

mislabelled. *Agrosaurus macgillivrayi* was thus formally designated a junior synonym of *Thecodontosaurus antiquus* Morris, 1843, a basally divergent sauropodomorph from the Upper Triassic (Rhaetian) of southwestern England.

At most recent count in 2022, there are 100 genera and 111 species (including 10 *nomina dubia*) of Mesozoic tetrapods formally named from body or trace fossils found in Australia, with almost 35% having been published in the last ~20 years (Table 1). The majority of these taxa are based on material from Triassic (17 occurrences) and Lower and Upper Cretaceous (29 occurrences) lithostratigraphic units, with only a few (four occurrences) reported from Jurassic rocks (Appendix Tables A1–A6).

Temnospondyl amphibians are by far the most diverse order-level clade, with 31 species and 27 genera named from 12 uppermost Permian to Lower Triassic and Middle Triassic formations (see Kear & Hamilton-Bruce 2011). An additional three named monospecific genera are recognized from Lower Jurassic (upper Toarcian: Todd *et al.* 2019, Sobczak *et al.* 2022) and Lower Cretaceous (uppermost Barremian to lowermost Aptian: Wagstaff *et al.* 2020) deposits, encompassing the last-surviving member of the clade *Koolasuchus cleelandi* Warren, Rich & Vickers-Rich, 1997 (Warren & Hutchinson 1983, Warren *et al.* 1991, Warren *et al.* 1997).

Australian Triassic amniotes include fragmentary dicynodont and cynodont synapsid remains (Thulborn 1990, Rozefelds *et al.* 2011), together with a procolophonid, basal neodiapsid, and various archosauromorphs representing five monospecific genera based on body fossils from two formations of Induan to Olenekian age (Ezcurra 2014, Hamley *et al.* 2021). Jurassic reptiles incorporate the theropod *Ozraptor subotaii* Long & Molnar, 1998 and an indeterminate sauropod dinosaur (Long 1992b, Long & Molnar 1998), along with plesiosauroid and 'rhomaleosaurid-like' plesiosaurians from two lower Bajocian formations in Western Australia (see Mory *et al.* 2005, Kear 2012). The famous gravisaurian sauropod *Rhoetosaurus brownei* Longman, 1926 (Nair & Salisbury 2012) was also named from the Oxfordian of Queensland (Todd *et al.* 2019). In addition, indeterminate plesiosaurians (including the geologically oldest identifiable freshwater pliosaurs: Kear 2012), and a cryptic diversity of thyreophorans, ornithopods, and small-to-large non-avian theropod dinosaurs have been identified from footprint traces in three formations ranging from the Hettangian to lower Tithonian in Queensland (Romilio 2021a, 2021b, Romilio *et al.* 2021a, Romilio *et al.* 2021c).

Australian Cretaceous sedimentary rock units are geographically much more extensive than their Triassic or Jurassic counterparts, and have yielded a far greater number of described taxa. Saurischian (12 non-avian monospecific genera) and ornithischian (12 monospecific genera) dinosaurs and plesiosaurian marine reptiles (six unique genera and 11 species) are especially prolific in mid-Valanginian to upper Aptian (Kear 2003, Kear *et al.* 2018, Salisbury *et al.* 2017, Wagstaff *et al.* 2020) and upper Albian to mid-Cenomanian (Kear 2003, Kear *et al.* 2018, Bell *et al.* 2019b) successions.

Table 1. Classification summary of uppermost Permian and Mesozoic tetrapods from the Australian Fossil National Species List.

| Classification     | Taxon   | Holotype        | Reference                   |
|--------------------|---|-----------------|-----------------------------|
| Tetrapoda          |   |                 |                             |
| Temnospondyli      | Temnospondyli <i>incertae sedis</i><br>( <i>Lepidostrobos</i> 'muelleri') | TMAG Z1376      | Rozeffelds & Warren (2011)  |
| Stereospondyli     | <i>Capulomala arcadiaensis</i>  | QM F39706       | Warren et al. (2009)        |
| Lydekkerinidae     | <i>Lydekkerina huxleyi</i>  | NHMUK PV R507   | Warren et al. (2006)        |
|                    | <i>Chomatobatrachus halei</i>   | UTGD 80738      | Cosgriff (1974)             |
|                    | <i>Lapillopsis nana</i>   | QM F12284       | Warren & Hutchinson (1990a) |
| Capitosauria       | <i>Rotaurisaurus contundo</i>   | UTGD 87795      | Yates (1999)                |
|                    | <i>Bulgosuchus gargantua</i>  | AM F80190       | Damiani (1999)              |
|                    | <i>Watsonisuchus sp. indet.</i> ( <i>'Parotosaurus' wadei</i> )           | AM F55341       | Cosgriff (1972)             |
|                    | <i>Watsonisuchus rewanensis</i>   | QM F6571        | Warren (1980)               |
|                    | <i>Watsonisuchus gungahj</i>  | QM F10114       | Warren (1980)               |
|                    | <i>Warrenisuchus aliciae</i>  | QM F12281       | Warren & Hutchinson (1988)  |
| Mastodontosauridae | <i>Paracyclotossaurus davidi</i>  | NHMUK PV R6000  | Watson (1958)               |
|                    | <i>Subcyclostosaurus brookvalensis</i>                                    | AM F47499       | Watson (1958)               |
| Trematosauria      |   |                 |                             |
| Trematosaurioidea  | <i>Tirratirhinus smisseni</i>   | QM F44093       | Nield et al. (2006)         |
| Trematosauridae    | <i>Erythrobatrachus noonkanbahensis</i>                                   | WAM 62.1.46     | Cosgriff & Garbutt (1972)   |
| Lonchorhynchinae   | <i>Microposaurus averyi</i>   | AM F135895      | Warren (2012)               |
| Trematosaurinae    | <i>Trucheosaurus major</i>  | NSWGS F12967    | Watson (1956)               |
| Rhytidosteidae     | <i>Deltasaurus kimberleyensis</i>   | WAM 62.1.44     | Cosgriff (1974)             |
|                    | <i>Deltasaurus pustulatus</i>   | BMR F21775      | Cosgriff (1965)             |
|                    | <i>Rewana quadricuneata</i>   | QM F6471        | Howie (1972b)               |
|                    | <i>Derwentia warreni</i>  | UTGD 87784      | Cosgriff (1974)             |
|                    | <i>Arcadia myriadens</i>  | QM F10121       | Warren & Black (1985)       |
|                    | <i>Acerastea wadeae</i>   | QM F12277       | Warren & Hutchinson (1987)  |
|                    | <i>Nanolania anatopretia</i>  | QM F12293       | Yates (2000)                |
| Plagiosauridae     | <i>Plagiobatrachus australis</i>  | QM F12667       | Warren (1985a)              |
| Brachyopoidea      | <i>Austropelor wadleyi</i>  | QM F2628        | Longman (1941)              |
| Brachyopidae       | <i>Bothriceps australis</i>   | NHMUK PV R23110 | Huxley (1859)               |
|                    | <i>Batrachosuchus henwoodi</i>  | WAM 62.1.42     | Cosgriff (1969)             |
|                    | <i>Platyceps wilkinsoni</i>   | NSWGS F12572    | Stephens (1887c)            |
|                    | <i>Notobrachyops picketti</i>   | NSWGS F8258     | Cosgriff (1967)             |
|                    | <i>Xenobrachyops allos</i>  | QM F6572        | Howie (1972a)               |
|                    | <i>Banksiops townrowi</i>   | UTGD 87785      | Cosgriff (1974)             |
|                    | <i>Keratobrachyops australis</i>  | QM F10115       | Warren (1981a)              |
|                    | <i>Siderops kehli</i>   | QM F7882        | Warren & Hutchinson (1983)  |
|                    | <i>Koolasuchus cleelandi</i>  | NMV P186213     | Warren et al. (1997)        |
| Chiguisauridae     |   |                 |                             |
| Reptilia           |   |                 |                             |
| Parareptilia       |   |                 |                             |
| Procolophonoidea   | <i>Eomurrunna yurgensis</i>   | QM F18335       | Hamley et al. (2021)        |
| Procolophonidae    |   |                 |                             |
| Eureptilia         |   |                 |                             |
| Diapsida           |   |                 |                             |
| Neodiapsida        | <i>Kudnu mackinlayi</i>   | QM F9181        | Bartholomai (1979)          |
| Ichthyosauromorpha |   |                 |                             |
| Ichthyosauriformes |   |                 |                             |
| Ichthyopterygia    |   |                 |                             |
| Ichthyosauria      |   |                 |                             |
| Ophthalmosauria    |   |                 |                             |
| Brachypterygidae   | <i>Platypterygius australis</i>   | NMV P12989      | M'Coy (1867), Zammit (2010) |
| Sauropterygia      |   |                 |                             |

(continued)

Table 1. Continued.

| Classification    | Taxon                                  | Holotype  | Reference                              |
|-------------------|--|---|--|
| Pistosauroidae    | <i>Kronosaurus queenslandicus</i>      | QM F1609, QM F18827                             | Longman (1924), McHenry (2009)         |
| Plesiosauria      | <i>Eiectus longmani</i>                | MCZ 1285  | Noé & Gómez-Pérez (2022)               |
| Pliosauridae      | <i>Opallionectes andamookaensis</i>    | SAMA P24560                                     | Kear (2006c)                           |
| Brachaucheninae   | <i>Leptocleidus clemai</i>             | WAM 92.8.1                                      | Cruickshank & Long (1997)              |
| Plesiosauroidea   | <i>Umsonasaurus demoscyllus</i>        | AM F99374                                       | Kear et al. (2006)                     |
| Cryptocleididae   | Polycotyliidae incertae sedis          | AM F6266–AM F6298                               | Etheridge (1897), Kear (2005b)         |
| Leptocleidia      | ( <i>Cimoliosaurus leucoscopelus</i> ) | NMV P22548                                      | M'Coy (1867), Kear (2003)              |
| Polycotyliidae    | Elasmosauridae incertae sedis          | NMV P22572                                      | M'Coy (1867), Kear (2003)              |
| Elasmosauridae    | ( <i>Plesiosaurus macrospindylus</i> ) | AM F9630–AM F9928                               | Etheridge (1904), Kear (2002a)         |
|                   | Elasmosauridae incertae sedis          | QM F6890  | Persson (1960), Kear (2007b)           |
|                   | ( <i>Plesiosaurus sutherlandi</i> )    | QM F11050                                       | Kear (2005c, 2007b)                    |
|                   | Elasmosauridae incertae sedis          | NMV P13160                                      | Warren (1969), Joyce (2017)            |
|                   | ( <i>Cimoliosaurus maccoyi</i> )       | AM F121643, AM F121646, AM F121579, AM F121580, | Smith & Kear (2013)                    |
|                   | Elasmosauridae incertae sedis          | ( <i>Woolungasaurus glendowerensis</i> )        | AM F121581, AM F121686, AM F121687, AM |
|                   | <i>Eromangasaurus australis</i>        | F121641, AM F121587, AM F121621, AM F121613     | Gaffney et al. (1998)                  |
| Testudinata       | Testudinata incertae sedis             | NMV P186116                                     |  |
| Mesocheilydia     | ( <i>Chelycarapookus arcuatus</i> )    |   |  |
|                   | <i>Spoochelys ormondea</i>             |   |  |
|                   | <i>Otwaymys cunicularius</i>           |   |  |
| Meiolaniformes    | <i>Notochelone costata</i>             | AM F67326                                       | Owen (1882), Kear (2003)               |
| Testudines        | <i>Cratochelone berneyi</i>            | QM F14550                                       | Longman (1915)                         |
| Pan-Chelonioidea  | <i>Bouliachelys suteri</i>             | QM F31669                                       | Kear & Lee (2006)                      |
| Protostegidae     | <i>Tasmaniosaurus triassicus</i>       | UTGD 54655                                      | Camp & Banks (1978)                    |
| Archosauromorpha  | <i>Kadimakara australiensis</i>        | QM F6710  | Bartholomai (1979)                     |
| Crocopoda         | <i>Kalisuchus rewanensis</i>           | QM F8998  | Thulborn (1979)                        |
| Prolacertidae     | <i>Confractosuchus sauroktonos</i>     | AODF 0890                                       | White et al. (2022)                    |
| Archosauriformes  | <i>Isisfordia selaslophensis</i>       | AM F15818                                       | Etheridge (1917), Hart (2020)          |
| Archosauria       | <i>Isisfordia duncani</i>              | QM F36211                                       | Salisbury et al. (2006)                |
| Crocodylomorpha   | <i>Isisfordia molnari</i>              | AM F125553                                      | Hart et al. (2019), Hart (2020)        |
| Neosuchia         |  |   |  |
| Suisuchidae       |  |   |  |
| Ornithodira       |  |   |  |
| Pterosauria       | <i>Aussiedraco molnari</i>             | QM F10613                                       | Kellner et al. (2011)                  |
| Pterodactyloidea  | <i>Mythunga camara</i>                 | QM F18896                                       | Molnar & Thulborn (2007)               |
| Ornithocheiroidea | <i>Ferrodraco lentoni</i>              | AODF 0876                                       | Pentland et al. (2019)                 |
| Pteranodontioidea | <i>Thapunngaka shawi</i>               | KK F494   | Richards et al. (2021)                 |
| Lanceodontia      |  |   |  |
| Ornithocheirae    |  |   |  |
| Targaryendraconia |  |   |  |
| Anhangueria       |  |   |  |
| Dinosauria        |  |   |  |

(continued)

Table 1. Continued.

| Classification     | Taxon  | Holotype       | Reference                               |
|--------------------|--|----------------|---|
| Saurischia         |  |                |   |
| Sauropodomorpha    |  |                |   |
| Sauropoda          |  |                |   |
| Gravisauria        | <i>Rhoetosaurus brownei</i>  | QM F1659       | Longman (1926), Nair & Salisbury (2012) |
| Eusauropoda        |  |                |   |
| Neosauropoda       |  |                |   |
| Macronaria         |  |                |   |
| Titanosauriformes  |  |                |   |
| Somphospondyli     |  |                |   |
| Titanosauria       |  |                |   |
| Diamantinasauria   |  |                |   |
|                    | <i>Austrosaurus mckillopi</i>  | QM F2316       | Longman (1933), Poropat et al. (2017)   |
|                    | <i>Wintonotitan wattsi</i>   | QM F7292       | Hocknull et al. (2009)                  |
|                    | <i>Diamantinasaurus matildae</i>                                       | AODF 0603      | Hocknull et al. (2009)                  |
|                    | <i>Savannasaurus Elliottorum</i>                                       | AODF 0660      | Poropat et al. (2016)                   |
|                    | <i>Australotitan cooperensis</i>                                       | EMF 102        | Hocknull et al. (2021)                  |
|                    | <i>Theropoda incertae sedis</i><br>( <i>Walgettosuchus woodwardi</i> ) | NHMUK R3717    | von Huene (1932), Agnolin et al. (2010) |
|                    | <i>Kakuru kujani</i>   | SAMA P17926    | Molnar & Pledge (1980)                  |
|                    | <i>Ozraptor subotaii</i>   | UWA 82469      | Long & Molnar (1998)                    |
|                    | <i>Rapator ornitholestoides</i>  | NHMUK PV R3718 | von Huene (1932), White et al. (2013a)  |
|                    | <i>Australovenator wintonensis</i>                                     | AODF 0604      | Hocknull et al. (2009)                  |
|                    | <i>Timimus hermani</i>   | NMV P186303    | Rich & Vickers-Rich (1994)              |
|                    | <i>Nanantius eos</i>   | QM F12992      | Molnar (1986)                           |
|                    | <i>Ornithischia incertae sedis (Serendipaceratops arthurclarkae)</i>   | NMV P186385    | Rich & Vickers-Rich (1994)              |
|                    | <i>Minni paravertebra</i>  | QM F10329      | Molnar (1980b)                          |
|                    | <i>Kunbarrasaurus leversi</i>  | QM F18101      | Leahey et al. (2015)                    |
|                    | <i>Ornithopoda incertae sedis (Fulgurotherium australe)</i>            |                |   |
|                    | <i>Weewarrasaurus pobeni</i>   | NHMUK R3719    | Von Huene (1932), Agnolin et al. (2010) |
|                    | <i>Leaellynasaura amicagraphica</i>                                    | LRF 3076       | Bell et al. (2018b)                     |
|                    | <i>Atlascoposaurus loadsi</i>  | NMV P185991    | Rich & Rich (1989)                      |
|                    | <i>Qantassaurus intrepidus</i>   | NMV P166409    | Rich & Rich (1989)                      |
|                    | <i>Diluvicursor pickeringi</i>   | NMV P199075    | Rich & Vickers-Rich (1999)              |
|                    | <i>Galleonosaurus dorisae</i>  | NMV P221080    | Herne et al. (2018)                     |
|                    | <i>Muttaburrasaurus langdoni</i>                                       | NMV P229196    | Herne et al. (2019)                     |
|                    | <i>Fostoria dhimbangummal</i>  | QM F6140       | Bartholomai & Molnar (1981)             |
|                    |  | LRF 3050.A     | Bell et al. (2019a)                     |
| Synapsida          |  |                |   |
| Therapsida         |  |                |   |
| Theriodontia       |  |                |   |
| Cynodontia         |  |                |   |
| Mammalia           |  |                |   |
| Australosphenida   |  |                |   |
| Ausktribosphenidae |  |                |   |
|                    | <i>Ausktribosphenos nyktos</i>   | NMV P208090    | Rich et al. (1997)                      |
|                    | <i>Kryoparvus gerriti</i>  | NMV P210087    | Rich et al. (2020c)                     |
|                    | <i>Bishops whitmorei</i>   | NMV P210075    | (Rich et al. 2001b)                     |
| Bishopidae         |  |                |   |
| Prototheria        |  |                |   |
| Monotremata        |  |                |   |
|                    | <i>Kyoryctes cadburyi</i>  | NMV P208094    | Pridmore et al. (2005)                  |
|                    | <i>Stirtodon elizabethae</i>   | AM F118621     | Rich et al. (2020a)                     |
|                    | <i>Teinolophos trusleri</i>  | NMV P208231    | Rich et al. (1999)                      |

(continued)

Table 1. Continued.

| Classification      | Taxon                               | Holotype                 | Reference                  |
|---------------------|-------------------------------------|--------------------------|----------------------------|
| Steropodontidae     | <i>Steropodon galmani</i>           | AM F66763                | Archer et al. (1985)       |
|                     | <i>Kollikodon ritchiei</i>          | AM F96602                | Flannery et al. (1995)     |
| Kollikodontidae     | <i>Sundrius ziegleri</i>            | NMV P252052              | Rich et al. (2020b)        |
|                     |                                     |                          |                            |
| Theriformes         |                                     |                          |                            |
| Allotheria          |                                     |                          |                            |
| Multituberculata    |                                     |                          |                            |
| Cimolodonta         |                                     |                          |                            |
| Corriebaataridae    | <i>Corriebaatar marywaltersae</i>   | NMV P216655              | Rich et al. (2009b)        |
| Sauropod tracks     | <i>Oobardjidama foulkesi</i>        | WAM 12.1.6               | Salisbury et al. (2017)    |
|                     | <i>Megalosauropus broomensis</i>    | WAM 66.2.51              | Colbert & Merrilees (1967) |
| Theropod tracks     | <i>Skartopus australis</i>          | QM F10330                | Thulborn & Wade (1984)     |
|                     | <i>Yangtzeplus clarkei</i>          | WAM 12.1.1               | Salisbury et al. (2017)    |
|                     | <i>Kayentapus</i> sp. indet.        |                          | Romilio et al. (2021a)     |
|                     | ( <i>Changpeipus bartholomaii</i> ) |                          |                            |
| Thyreophoran tracks | <i>Garbina roeorum</i>              | WAM 12.1.19, WAM 12.1.20 | Salisbury et al. (2017)    |
|                     | <i>Luluichnus mueckeii</i>          | WAM 15.12.701            | Salisbury et al. (2017)    |
| Ornithopod tracks   | <i>Wintonopus latomorum</i>         | QM F10319                | Thulborn & Wade (1984)     |
|                     | <i>Wintonopus middletonae</i>       | WAM 12.1.15              | Salisbury et al. (2017)    |
| Dicynodont tracks   | <i>Walmadanyichnus hunteri</i>      | WAM 12.1.16              | Salisbury et al. (2017)    |
|                     | <i>Dicynodontipus bellambiensis</i> | NSWGS F13639             | Retallack (1996)           |
| ?Cynodont burrows   | <i>Reniformichnus australis</i>     | NRM X9101                | McLoughlin et al. (2020)   |

Finally, the late Albian enantiornithine bird *Nanantius eos* Molnar, 1986, along with 10 mammalian monospecific genera variously identified as ausktribosphenids, bishopids, monotremes and multituberculates have been excavated from uppermost Barremian to lower Albian (Rich & Vickers-Rich 2004, Poropat et al. 2018, Rich et al. 2022a, 2022b, Flannery et al. 2022a, Flannery et al. 2022b), and lower-mid-Cenomanian successions (Bell et al. 2019b, Rich et al. 2020a).

Exploration for new Mesozoic tetrapod fossil-bearing strata is ongoing, and while historically driven by Australian state museums and universities in collaboration with various international partners, there is now increasing synergy with government accredited regional museums that have led to a wave of new discoveries and raised the profile of regional centres for fossil geotourism and geoconservation (Meakin 2011, Sookias et al. 2013, Cayla 2020). The resulting upsurge in interest, investment and infrastructure is today revolutionizing Australian vertebrate palaeontology, and will no doubt sustain scientific and community benefits for many decades to come.

### Institutional abbreviations

AM, Australian Museum, Sydney, Australia. AAOD, Australian Age of Dinosaurs Museum of Natural History, Winton, Australia. BMR, Bureau of Mineral Resources, Geology and Geophysics, Canberra, Australia. KK, Kronosaurus Korner (Richmond Marine Fossil Museum), Richmond, Australia. LR, Australian Opal Centre, Lightning Ridge, Australia. MCZ, Museum of Comparative Zoology, Cambridge, USA. NHMUK, The Natural History Museum, London, UK. NMV, Melbourne Museum, Museums Victoria, Melbourne, Australia. NRM, Swedish Museum of Natural History (Naturhistoriska riksmuseet), Stockholm, Sweden. NSWGS, New South Wales Geological Survey, Sydney, Australia. QM, Queensland Museum, Brisbane, Australia. SAMA, South Australian Museum, Adelaide, Australia. TMAG, Tasmanian Museum and Art Gallery, Hobart, Australia. UCMP, University of California Museum of Paleontology, Berkeley, USA. UQ, University of Queensland, Brisbane, Australia. UTGD, University of Tasmania, Department of Geology, Hobart, Australia. UWA, University of Western Australia, Perth, Australia. WAM, Western Australian Museum, Perth, Australia.

### Systematic palaeontology

TETRAPODA Hatschek & Cori, 1896

TEMNOSPONDYLI Zittel, 1888 in Zittel, 1887–1890

#### *Temnospondyli incertae sedis*

1885, *Lepidostrobos muelleri* Johnston, p. 225.

2011, cf. Rhinesuchidae or Rhytidosteidae Rozefelds & Warren, p. 459.

**Remarks**

We designate *Lepidostrobos muelleri* a *nomen dubium* following Rozefelds & Warren (2011).

STEREOSPONDYLI Zittel, 1887–1890

**Capulomala** Warren, Damiani & Sengupta, 2009

**Type species**

*Capulomala arcadiaensis* Warren, Damiani & Sengupta, 2009.

**Capulomala arcadiaensis** Warren, Damiani & Sengupta, 2009

2009, *Capulomala arcadiaensis* Warren *et al.*, p. 166.

**Holotype**

QM F39706, incomplete right mandibular ramus.

**Type locality, unit and age**

'Tank locality' (QM L1111) on the northeastern scarp of the Carnarvon Range, at the southern end of Arcadia Valley in the Central Highlands region of Queensland, Australia. Warren *et al.* (2009) considered the host deposit to be part of the Arcadia Formation in the Rewan Group (Bowen Basin), which Metcalfe *et al.* (2015) correlated with the upper *Lunatisporites pellucidus* and *Protohaploxypinus samoilovichii* palynomorph zones. These span the lower to middle Olenekian (Lower Triassic) based on the recalibrated palynostratigraphy of Mays *et al.* (2020).

**Remarks**

*Capulomala* was erected to accommodate both *Capulomala arcadiaensis* and a second species, '*Labyrinthodon*' *panchettensis* Tripathi, 1969, from the Panchet Formation of India (Warren *et al.* 2009). Two partial left mandibular rami (QM F12269, QM F12270) previously referred to *Plagiobatrachus australis* Warren, 1985a from 'The Crater' locality (QM L78) near Rolleston in central Queensland, together with multiple specimens from Duckworth Creek (QM L1215) near Bluff in east-central Queensland, have now also been assigned to this taxon (Warren *et al.* 2009).

LYDEKKERINIDAE Watson, 1919

**Lydekkerina** Broom, 1915

**Type species**

*Lydekkerina huxleyi* (see Lydekker 1889a, Broom 1915).

**Lydekkerina huxleyi** (Lydekker, 1889a) Broom, 1915

1889a, *Bothriceps huxleyi* Lydekker, p. 476.

1915, *Lydekkerina huxleyi* Broom, p. 366.

2006, *Lydekkerina huxleyi* Warren *et al.*, p. 878.

**Holotype**

NHMUK PV R507, an associated skull with articulated left and partial right mandibular ramus, together with cervical and anterior dorsal vertebrae.

**Type locality, unit and age**

Unspecified site within the Karoo Basin of the Free State Province in South Africa. Botha & Smith (2020) listed *Lydekkerina huxleyi* as a diagnostic taxon for the *Lystrosaurus* Assemblage Zone in the Beaufort Group (Karoo Basin), which spans the Induan to lower Olenekian (Lower Triassic).

**Remarks**

Warren *et al.* (2006) attributed a skull with both mandibular rami (QM F39705) to *Lydekkerina huxleyi* from upper Induan to lower Olenekian strata (see Mays *et al.* 2020) of the Rewan Formation (Galilee Basin) on Alpha Station (QM L1434) near Alpha, in southeastern Queensland. *Lydekkerina huxleyi* is otherwise geographically restricted to Lower Triassic deposits in South Africa (Pawley & Warren 2005, Jeannot *et al.* 2006).

**Chomatobatrachus** Cosgriff, 1974

**Type species**

*Chomatobatrachus halei* Cosgriff, 1974.

**Chomatobatrachus halei** Cosgriff, 1974

1974, *Chomatobatrachus halei* Cosgriff, p. 44.

**Holotype**

UTGD 80738, an isolated intact skull.

**Type locality, unit and age**

Meadowbank Dam northwest of Hobart in Tasmania, Australia. Ezcurra (2014) correlated *Chomatobatrachus halei* with coeval vertebrate assemblages from the Knocklofty Formation (Tasmanian Basin), which is predominantly Induan to lower Olenekian (Lower Triassic) but has a maximum depositional age of  $253 \pm 4$  mega-annum (Ma).

**Remarks**

*Chomatobatrachus halei* is represented by multiple specimens from several localities in southeast Tasmania (Cosgriff 1974). The taxon is consistently placed with *Lydekkerina huxleyi* (Lydekker, 1889a) in Lydekkerinidae (Warren *et al.* 2006, Schoch 2013, Gee 2022, Gee *et al.* 2022).

**Lapillopsis** Warren & Hutchinson, 1990b

**Type species**

*Lapillopsis nana* Warren & Hutchinson, 1990b.

**Lapillopsis nana** Warren & Hutchinson, 1990b

1990a, Dissorophoidea: Micropholidae Warren & Hutchinson, p. 105.

1990b, *Lapillopsis nana* Warren & Hutchinson, p. 149.

1999, *Lapillopsis nana* Yates, p. 303.

**Holotype**

QM F12284, an associated skull (Fig. 1F), mandible, interclavicle, right scapulocoracoid, right humerus, and femur.



**Type locality, unit and age**

'The Crater' locality (QM L78) near Rolleston in central Queensland, Australia; Arcadia Formation of the Rewan Group (Bowen Basin), correlated with the lower to middle Olenekian (Lower Triassic) upper *Lunatisporites pellucidus* and *Protohaploxypinus samoilovichii* palynomorph zones (Metcalfe et al. 2015, Mays et al. 2020).

**Remarks**

Originally identified as a dissorophoid and classified within Micropholidae (Warren & Hutchinson 1990a, 1990b), *Lapillopsis nana* has since been referred to Lapillopsidae (Yates 1999) or Lydekkerinidae (Eltink et al. 2019, Gee 2022).

**Rotaurisaurus** Yates, 1999

**Type species**

*Rotaurisaurus contundo* Yates, 1999.

**Rotaurisaurus contundo** Yates, 1999

1974, *Chomatobatrachus halei* Cosgriff, p. 44 [partim]  
1999, *Lapillopsis nana* Yates, p. 311.

**Holotype**

UTGD 87795, an isolated crushed skull with associated left mandibular ramus.

**Type locality, unit and age**

'Lower Red Bed' layer within the Crisp and Gunn's Brick Pit, western end of Arthur Street in suburban Hobart, Tasmania, Australia; Knocklofty Formation (Tasmania Basin) correlated with Induan to lower Olenekian (Lower Triassic) vertebrate assemblages by Ezcurra (2014).

**Remarks**

UTGD 87795 was initially referred to *Chomatobatrachus halei* by Cosgriff (1974), but subsequently established as *Rotaurisaurus contundo* by Yates (1999). *Rotaurisaurus contundo* is placed within Lydekkerinidae following the phylogeny-based classifications of Eltink et al. (2019) and Gee (2022).

CAPITOSAURIA Schoch & Milner, 2000

**Bulgosuchus** Damiani, 1999

**Type species**

*Bulgosuchus gargantua* Damiani, 1999.

**Bulgosuchus gargantua** Damiani, 1999

1999, *Bulgosuchus gargantua* Damiani, p. 91.

**Holotype**

AM F80190, the posterior glenoid section of a left mandibular ramus (Fig. 1D).

**Type locality, unit and age**

Coastal rock platform at Long Reef in the northern beaches suburbs of Sydney, New South Wales, Australia. The vertebrate fossil-bearing layer at Long Reef occurs within the Bulgo Sandstone (Damiani 1999, Kear 2009, Niedźwiedzki et al. 2016) of the Clifton Subgroup in the Narrabeen Group (Sydney Basin). Mays et al. (2020) directly correlated this level with the mid-Olenekian (Lower Triassic) upper *Protohaploxypinus samoilovichii* Zone. Metcalfe et al. (2015) also delimited the unit as being older than  $248.23 \pm 0.13$  Ma based on U-Pb zircon dating from the up-sequence Garie Formation.

**Remarks**

At the time of discovery, *Bulgosuchus gargantua* was distinguished as the largest-bodied Early Triassic temnospondyl known worldwide (Damiani 1999, 2001).

**Watsonisuchus** Ochev, 1966

**Type species**

*Watsonisuchus magnus* (Watson, 1962) Ochev, 1966.

**Watsonisuchus** sp. indet.

1972, *Parotosaurus wadei* Cosgriff, p. 546.

1980, *Parotosuchus wadei* (Cosgriff) Warren, p. 25.

1997, *Parotosuchus wadei* (Cosgriff) Damiani & Warren, p. 282.

2001, *Watsonisuchus* sp. indet. Damiani, p. 429.

**Holotype**

AM F55341, an external impression of the skull roof.

**Type locality, unit and age**

The Railway Ballast Quarry near Gosford in northeastern New South Wales, Australia. These deposits are correlated with the Terrigal Formation of the Narrabeen Group (Sydney Basin). Helby (1973) and Morante (1996) placed this unit within the mid-Olenekian to lower Anisian (Lower to Middle Triassic) *Aratrisporites tenuispinosus* Palynomorph Zone. Mays & McLoughlin (2022) also listed a specific age estimate of  $\sim 248$  Ma.

**Remarks**

AM F55341 was excavated in 1886 (Stephens 1888) and variously attributed to *Parotosaurus* Jaekel, 1922 (Cosgriff 1972), *Parotosuchus* (Warren 1980), or treated as a *nomen dubium* (Damiani & Warren 1997), before being transferred to an indeterminate species of *Watsonisuchus* by Damiani (2001).

**Watsonisuchus rewanensis** (Warren, 1980) Damiani, 2001

1980, *Parotosuchus rewanensis* Warren, p. 26.

2000, *Rewanobatrachus gunganj* (Warren) Schoch & Milner, p. 135.

2001, *Watsonisuchus rewanensis* (Warren) Damiani, p. 429.

**Holotype**

QM F6571, an isolated intact skull.

**Type locality, unit and age**

'The Crater' locality (QM L78) near Rolleston in central Queensland, Australia; Arcadia Formation of the Rewan Group (Bowen Basin), correlated with the lower to middle Olenekian (Lower Triassic) upper *Lunatisporites pellucidus* and *Protohaploxypinus samoilovichii* palynomorph zones (Metcalf *et al.* 2015, Mays *et al.* 2020).

**Remarks**

*Watsonisuchus rewanensis* was initially assigned to *Parotosuchus* (Warren 1980) but has also been treated as a junior synonym of *Rewanobatrachus gunganj* (Schoch & Milner 2000). Maganuco *et al.* (2009) demonstrated close affinity with *Watsonisuchus magnus*, thus confirming the generic placement of Damiani (2001).

**Watsonisuchus gunganj** (Warren, 1980) Damiani, 2001

1980, *Parotosuchus gunganj* Warren, p. 29.

2000, *Rewanobatrachus gunganj* (Warren) Schoch & Milner, p. 135.

2001, *Watsonisuchus gunganj* (Warren) Damiani, p. 427.

**Holotype**

QM F10114, an isolated fragmented skull with incomplete mandible (Fig. 1A).

**Type locality, unit and age**

'The Crater' locality (QM L78) near Rolleston in central Queensland, Australia; Arcadia Formation of the Rewan Group (Bowen Basin), correlated with the lower to middle Olenekian (Lower Triassic) upper *Lunatisporites pellucidus* and *Protohaploxypinus samoilovichii* palynomorph zones (Metcalf *et al.* 2015, Mays *et al.* 2020).

**Remarks**

See remarks for *Watsonisuchus wadei* and *Watsonisuchus rewanensis*. We follow the generic assignments of Damiani (2001) and Maganuco *et al.* (2009).

**Warrenisuchus** Maganuco, Steyer, Pasini, Boulay, Lorrain, Bénétteau & Auditore, 2009

**Type species**

*Warrenisuchus aliciae* (Warren & Hutchinson, 1988) as revised by Maganuco *et al.* (2009).

**Warrenisuchus aliciae** (Warren & Hutchinson, 1988)

1988, *Parotosuchus aliciae* Warren & Hutchinson, p. 860.

2000, *Rewanobatrachus aliciae* (Warren & Hutchinson) Schoch & Milner, p. 135.

2001, *Watsonisuchus aliciae* (Warren & Hutchinson) Damiani, p. 425.

2009, *Warrenisuchus aliciae* (Warren & Hutchinson) Maganuco *et al.*, p. 37.

**Holotype**

QM F12281, an associated intact skull (Fig. 11) and mandible with vertebrae, ribs, the right ilium, and right hind limb.

**Type locality, unit and age**

Duckworth Creek (QM L215) near Bluff in east-central Queensland, Australia; Arcadia Formation of the Rewan Group (Bowen Basin), correlated with the lower to middle Olenekian (Lower Triassic) upper *Lunatisporites pellucidus* and *Protohaploxypinus samoilovichii* palynomorph zones (Metcalf *et al.* 2015, Mays *et al.* 2020).

**Remarks**

*Warrenisuchus aliciae* has been variously assigned to *Parotosuchus* Ochev & Shishkin in Kalandadze, 1968 (Warren & Hutchinson 1988), *Rewanobatrachus* Schoch & Milner, 2000 (Schoch & Milner 2000), and *Watsonisuchus* (Damiani 2001). However, Maganuco *et al.* (2009) demonstrated sufficient differentiation from these taxa to establish the monotypic genus, *Warrenisuchus*. Although occurring commonly in the Arcadia Formation (Warren & Hutchinson 1988, Warren & Schroeder 1995), other potentially attributable remains (= *Parotosuchus* sp. indeterminate: Warren 1980) have been identified from the Lower Triassic Blina Shale in the Canning Basin, Western Australia (Damiani 2000).

MASTODONSAURIDAE Lydekker, 1885 (*sensu* Moser & Schoch 2007)

**Paracyclotosaurus** Watson, 1958

**Type species**

*Paracyclotosaurus davidi* Watson, 1958.

**Paracyclotosaurus davidi** Watson, 1958


1958, *Paracyclotosaurus davidi* Watson, p. 237.

**Holotype**

NHMUK PV R6000, natural impressions of an articulated skull (Fig. 2D: AM F151922 cast), mandible and a virtually complete postcranial skeleton with associated skin and scale traces preserved in counterpart ironstone concretions that have been prepared out and cast (Watson 1958).

**Type locality, unit and age**

St Peters Brick Pit at St Peters in metropolitan Sydney, New South Wales, Australia. This locality exposes deposits of the Rouse Hill Siltstone Member of the Ashfield Shale, which is the basalmost unit within the Wianamatta Group (Sydney Basin). Herbert (1983, 1997) indicated a probable mid-Anisian (Middle Triassic) age for this unit. Helby (1973) provided a specific correlation with the *Aratrisporites parvispinosus* Palynomorph Zone (see also Helby *et al.* 1987, Metcalfe *et al.* 2015).



**Fig. 1.** Australian uppermost Permian and Mesozoic temnospondyls. **A**, *Watsonisuchus gunganj* (QM F10114; holotype) skull in dorsal view. Scale = 5 cm. **B**, Chigutisauridae nov. (AM F125866) skull and partial skeleton. Scale = 10 cm. **C**, *Truheosaurus major* (AM F50977; holotype) partial postcranial skeleton. Scale = 5 cm. **D**, *Bulgosuchus gargantua* (AM F80190; holotype) left mandible in lateral view. Scale = 10 cm. **E**, *Subcyclotosaurus brookvalensis* (AM F47499) skull in dorsal view. Scale = 5 cm. **F**, *Lapilopsis nana* (QM F12284; holotype) skull in dorsal view. Scale = 1 cm. **G**, *Rewana quadricuneata* (QM F6471; holotype) partial skull in dorsal view. Scale = 5 cm. **H**, *Tirraturninus smisseni* (QM F44093; holotype) rostral portion of skull in dorsal view. Scale = 5 cm. **I**, *Warrenisuchus aliciae* (QM F12281; holotype) partial skull in dorsal view. Scale = 1 cm. **J**, *Keratobrachyops australis* (QM F10115; holotype) skull in dorsal view. **K**, *Xenobrachyops allos* (QM F6572; holotype) skull in dorsal view. Scale = 5 cm. **L**, *Bothriceps australis* (AM F4316; cast of holotype [NHMUK PV R23110]) skull in dorsal view. Scale = 5 cm.

**Remarks**

NHMUK PV R6000 was discovered before 1910 (possibly as early as 1892) and sold to the British Museum (Natural History) in 1927 (Rix 2023), where it was reconstructed for exhibition over several decades (Watson 1958). Early reports described the find as a temnospondyl similar to *Cyclotosaurus* Fraas, 1889 (e.g., Watson 1918, 1919, Howchin 1925–1930, David 1932, Longman 1941, Romer 1947, Hills 1958). The genus and species, *Paracyclotosaurus davidi*, was eventually established 48 years later by Watson (1958). Since then, other species of *Paracyclotosaurus* have been named, including *Paracyclotosaurus crookshanki* Damiani, 2001 from the ?Anisian Denwa Formation of India (Mukherjee & Sengupta 1998, Damiani 2001), and *Paracyclotosaurus morganorum* Damiani & Hancox, 2003 from upper Anisian strata of the *Cynognathus* Assemblage Zone in the Beaufort Group (Karoo Basin) of South Africa (Hancox *et al.* 2000, Damiani & Hancox 2003).

**Subcyclotosaurus** Watson, 1958

**Type species**

*Subcyclotosaurus brookvalensis* Watson, 1958.

**Subcyclotosaurus brookvalensis** Watson, 1958

1958, *Subcyclotosaurus brookvalensis* Watson, p. 258.

1965, *Parotosaurus brookvalensis* Welles & Cosgriff, p. 80.

1968, *Parotosuchus brookvalensis* Ochev & Shishkin in Kalandadze, p. 77.

2000, *Stanocephalosaurus* sp. Schoch & Milner, p. 147.

2001, *Mastodonsauridae incertae sedis* Damiani, p. 436.

**Holotype**

AM F47499, an isolated impression of the external skull roof and left mandibular ramus (Fig. 1E).

**Type locality, unit and age**

The Beacon Hill Quarry at Brookvale in suburban Sydney, New South Wales, Australia. Herbert (1997) recognized that the Beacon Hill Quarry exposed part of the extensive Hawkesbury Sandstone of the Sydney Basin. Helby (1973), Herbert (1983) and Helby *et al.* (1987) included this unit within the probable lower Anisian (Middle Triassic) section of the *Aratrisporites parvispinosus* Palynomorph Zone (see also Metcalfe *et al.* 2015).

**Remarks**

*Subcyclotosaurus brookvalensis* was classified as *Mastodonsauridae incertae sedis* by Damiani (2001), but is retained here pending re-evaluation.

TREMATOSAURIA Yates & Warren, 2000

TREMATOSAUROIDEA Watson, 1919

TREMATOSAURIDAE Watson, 1919

**Tirraturninus** Nield, Damiani & Warren, 2006

**Type species**

*Tirraturninus smisseni* Nield, Damiani & Warren, 2006.

**Tirraturninus smisseni** Nield, Damiani & Warren, 2006

2006, *Tirraturninus smisseni* Nield *et al.*, p. 264.

**Holotype**

QM F44093, an isolated prenasal section of the skull showing the skull roof and palate (Fig. 1H).

**Type locality, unit and age**

Duckworth Creek (QM L215) near Bluff in east-central Queensland, Australia; Arcadia Formation of the Rewan Group (Bowen Basin), correlated with the lower to middle Olenekian (Lower Triassic) upper *Lunatisporites pellucidus* and *Protohaploxypinus samoilovichii* palynomorph zones (Metcalfe *et al.* 2015, Mays *et al.* 2020).

**Remarks**

Although classified within Trematosauridae (Schoch 2019), the fragmentary condition of QM F44093 prevents an unambiguous placement within the clade (Novikov 2012).

LONCHORHYNCHINAE Säve-Söderbergh, 1935

**Erythrotrachus** Cosgriff & Garbutt, 1972

**Type species**

*Erythrotrachus noonkanbahensis* Cosgriff & Garbutt, 1972.

**Erythrotrachus noonkanbahensis** Cosgriff & Garbutt, 1972

1972, *Erythrotrachus noonkanbahensis* Cosgriff & Garbutt, p. 7.

**Holotype**

WAM 62.1.46, an internal impression of the nasofrontal region of the skull and opposing palate.

**Type locality, unit and age**

UCMP locality V6044 on Blina Station in the Erskine Ranges of the West Kimberley District, Western Australia. McKenzie (1961) summarized the vertebrate fossil localities from the Blina Shale (Canning Basin), indicating a Lower Triassic succession. Haig *et al.* (2015) specified an upper Induan–Olenekian range corresponding with the upper *Lunatisporites pellucidus* and *Protohaploxypinus samoilovichii* palynomorph zones (see also Metcalfe *et al.* 2015, Mays *et al.* 2020).

**Remarks**

Cosgriff (1965) suggested that *Erythrotrachus noonkanbahensis* might be congeneric with *Tertrema* Wiman, 1914 (see Slodownik *et al.* 2021). *Erythrotrachus noonkanbahensis* has otherwise been classified as a distinct taxon within Lonchorhynchinae (Hammer 1987, Welles 1993, Fortuny *et al.* 2018).

TREMATOSAURINAE Watson, 1919

**Microposaurus** Haughton, 1925

**Type species**

*Microposaurus casei* Haughton, 1925.

**Microposaurus averyi** Warren, 2012

2012, *Microposaurus averyi* Warren, p. 538.

**Holotype**

AM F135895, an isolated anterior section of the skull with articulated mandible (Fig. 2C).

**Type locality, unit and age**

Unspecified locality ~7 km southeast of Picton, southwest of Sydney in New South Wales, Australia; Rouse Hill Siltstone Member of the Ashfield Shale in the Wianamatta Group (Sydney Basin), mid-Anisian (Middle Triassic) *Aratrisporites parvispinosus* Palynomorph Zone (Herbert 1983, 1997, Helby et al. 1987, Metcalfe et al. 2015).

**Remarks**

*Microposaurus* has been recorded elsewhere from the *Cynognathus* Assemblage Zone (upper Olenekian: Hancox et al. 2020) of the Beaufort Group in South Africa (Haughton 1925, Damiani 2004).

RHYTIDOSTEIDAE von Huene, 1920

**Trucheosaurus** Watson, 1956

**Type species**

*Trucheosaurus major* (Smith Woodward, 1909) as revised by Watson (1956).

**Trucheosaurus major** (Smith Woodward, 1909)

1909, *Bothriceps major* Smith Woodward, p. 319.

1911, *Bothriceps woodwardi* Moodie, p. 375.


1956, *Trucheosaurus major* (Smith Woodward) Watson, p. 327.

**Holotype**

The holotype material has been accessioned into three separate collection repositories: NSWGS F12967, part component showing the intact skull roof; AM F50977, part component of the incomplete vertebral column and right forelimb with some right hind limb elements (Fig. 1C); NHMUK PV R3728, counterpart component of the skull roof, incomplete vertebral column and limb elements.

**Type locality, unit and age**

Commonwealth Oil Corporation oil shale mine at Airly in central-eastern New South Wales, Australia. Marsicano & Warren (1998) listed the source unit as the Glen Davis Formation within the Charbon Subgroup in the Illawarra



**Fig. 2.** Australian Mesozoic temnospondyls. A, *Siderops kehli* (QM F7882; holotype) skull and partial skeleton. Scale = 20 cm. B, *Austropelor wadleyi* (QM F2628; holotype) 3D digital rendering of partial dentary in dorsal (occlusal) view. Scale = 5 cm. C, *Microposaurus averyi* (AM F135895; holotype) rostral portion of skull in right lateral view. Scale = 5 cm. D, *Paracyclotosaurus davidi* (3D digital rendering of AM F151922; reconstruction based on NHMUK PV R6000) skull in dorsal view. Scale = 10 cm. *Koolasuchus cleelandi* (NMV P186213; holotype [part]) right mandible in E, dorsal (occlusal) and F, lateral views. Scale = 5 cm. G, *Koolasuchus cleelandi* (NMV P186213; holotype) left and right mandibles in dorsal (occlusal) view. Dashed line represents reconstructed contour of lower jaw. Scale = 10 cm.

Coal Measures (Sydney Basin). McMinn (1985) correlated the Glen Davis Formation with the upper Tomago Coal Measures in the northern Sydney Basin, which are mid-Lopingian (upper Permian) based on Percival *et al.* (2012).

### Remarks

Although of Palaeozoic age, we include *Trucheosaurus major* as a rare late Permian tetrapod taxon named from the otherwise predominantly Early–Middle Triassic tetrapod assemblage succession of the Sydney Basin. *Trucheosaurus major* was originally described as a brachyopid (Watson 1956), but has more recently been interpreted as the geologically oldest member of Rhytidosteidae (Warren 1997, Marsicano & Warren 1998).

**Deltasaurus** Cosgriff, 1965

### Type species

*Deltasaurus kimberleyensis* Cosgriff, 1965.

**Deltasaurus kimberleyensis** Cosgriff, 1965

1965, *Deltasaurus kimberleyensis* Cosgriff, p. 68.

### Holotype

WAM 62.1.44, an isolated incomplete skull preserving the left lateral skull roof and corresponding palate.

### Type locality, unit and age

UCMP locality V6040 on Blina Station in the Erskine Ranges of the West Kimberley District, Western Australia; Blina Shale (Canning Basin), upper Induan to lower Olenekian (Lower Triassic) upper *Lunatisporites pellucidus* and *Protohaploxypinus samoilovichii* palynomorph zones (Haig *et al.* 2015).

### Remarks

*Deltasaurus kimberleyensis* is one of the most common vertebrate fossil taxa encountered in the Blina Shale (Cosgriff 1965). The species has also been identified from the Cluan and Knocklofty formations of Tasmania (Cosgriff 1974). Schoch & Milner (2000) proposed a subfamilial placement within Peltosteginae.

**Deltasaurus pustulatus** Cosgriff, 1965

1965, *Deltasaurus pustulatus* Cosgriff, p. 80.

### Holotype

BMR F21775, a skull roof fragment preserving the right orbital region and corresponding palate.

### Type locality, unit and age

Beagle Ridge Bore (BMR 10) north of Geraldton in south-western Western Australia. Cosgriff (1965) listed the source unit as the Kockatea Shale (Perth Basin), which Thomas *et al.* (2004) recognized as spanning the Permian/Triassic boundary. Haig *et al.* (2015) alternatively correlated strata along the onshore basin margins with the lower Olenekian

(Lower Triassic) *Krauselisporites saeptatus* and *Protohaploxypinus samoilovichii* palynomorph zones.

### Remarks

Dickins *et al.* (1961) reported that BMR F21775 was encountered at a bore depth of ~1 km. Haig *et al.* (2015) have since also described possible temnospondyl remains from surface exposures of the Kockatea Shale.

**Rewana** Howie, 1972b

### Type species

*Rewana quadricuneata* Howie, 1972b.

**Rewana quadricuneata** Howie, 1972b

1972, *Rewana quadricuneata* Howie, p. 52.

### Holotype

QM F6471, an incomplete palate with components of the skull roof (Fig. 1G) and an associated largely intact postcranial skeleton.

### Type locality, unit and age

‘The Crater’ locality (QM L78) near Rolleston in central Queensland, Australia; Arcadia Formation of the Rewan Group (Bowen Basin), correlated with the lower to middle Olenekian (Lower Triassic) upper *Lunatisporites pellucidus* and *Protohaploxypinus samoilovichii* palynomorph zones (Metcalf *et al.* 2015, Mays *et al.* 2020).

### Remarks

*Rewana quadricuneata* has been taxonomically problematic (Howie 1972b), with various referrals to Indobrachyopidae (Cosgriff & Zawiskie 1979), Derwentiidae (Schoch & Milner 2000) or Rhytidosteidae (Warren & Black 1985). We follow the phylogeny-based classification of Dias-Da-Silva & Marsicano (2011), who placed *R. quadricuneata* in Rhytidosteidae.

**Derwentia** Cosgriff, 1974

### Type species

*Derwentia warreni* Cosgriff, 1974

**Derwentia warreni** Cosgriff, 1974

1974, *Derwentia warreni* Cosgriff, p. 75.

### Holotype

UTGD 87784, an isolated intact skull.

### Type locality, unit and age

‘Old Beach’ locality on the eastern shore of the Derwent River north of Hobart in Tasmania, Australia; Knocklofty Formation (Tasmanian Basin) correlated with Induan to lower Olenekian (Lower Triassic) vertebrate assemblages by Ezcurra (2014).

**Remarks**

*Derwentia warreni* has been variously assigned to Rhytidosteidae (Cosgriff 1974), Indobrachyopidae (Cosgriff & Zawiskie 1979), and Derwentiidae (Schoch & Milner 2000). We follow the phylogeny-based classification of Dias-Da-Silva & Marsicano (2011) with assignment of *D. warreni* to Rhytidosteidae.

**Arcadia** Warren & Black, 1985

**Type species**

*Arcadia myriadens* Warren & Black, 1985.

**Arcadia myriadens** Warren & Black, 1985

1985, *Arcadia myriadens* Warren & Black, p. 314.

2000, *Rewana myriadens* (Warren & Black) Schoch & Milner, p. 85.

**Holotype**

QM F10121, a fragmented skull roof with palatal components, incomplete mandibular rami and associated vertebrae, rib fragments and hind limb elements.

**Type locality, unit and age**

Duckworth Creek (QM L215) near Bluff in east-central Queensland, Australia; Arcadia Formation of the Rewan Group (Bowen Basin), correlated with the lower to middle Olenekian (Lower Triassic) upper *Lunatisporites pellucidus* and *Protohaploxypinus samoilovichii* palynomorph zones (Metcalf et al. 2015, Mays et al. 2020).

**Remarks**

*Arcadia myriadens* has been classified as either a rhytidosteid (Warren & Black 1985) or derwentiid (Schoch & Milner 2000). Schoch & Milner (2000) also used the alternative generic designation *Rewana myriadens*. We follow the phylogeny-based classification of Dias-Da-Silva & Marsicano (2011) with assignment of *A. myriadens* to Rhytidosteidae.

**Acerastea** Warren & Hutchinson, 1987

**Type species**

*Acerastea wadeae* Warren & Hutchinson, 1987.

**Acerastea wadeae** Warren & Hutchinson, 1987

1987, *Acerastea wadeae* Warren & Hutchinson, p. 292.

**Holotype**

QM F12277, a fragmentary skull with mandibular rami, vertebrae, ribs pectoral girdle, forelimb and pelvic girdle elements, together with associated gastroliths.

**Type locality, unit and age**

'The Crater' locality (QM L78) near Rolleston in central Queensland, Australia; Arcadia Formation of the Rewan Group (Bowen Basin), correlated with the lower to middle Olenekian (Lower Triassic) upper *Lunatisporites pellucidus*

and *Protohaploxypinus samoilovichii* palynomorph zones (Metcalf et al. 2015, Mays et al. 2020).

**Remarks**

Schoch & Milner (2000) placed *Acerastea wadeae* within Derwentiidae, although we follow Dias-Da-Silva & Marsicano (2011) in their phylogeny-based referral to Rhytidosteidae. Warren & Hutchinson (1987) also remarked on the unusual presence of associated gastroliths.

**Nanolania** Yates, 2000

**Type species**

*Nanolania anatopretia* Yates, 2000.

**Nanolania anatopretia** Yates, 2000

1990a, *Arcadia myriadens* (Warren & Black) Warren & Hutchinson, p. 104.

2000, *Nanolania anatopretia* Yates, p. 485.

**Holotype**

QM F12293, the postorbital region of a skull and parts of both mandibular rami.

**Type locality, unit and age**

Duckworth Creek (QM L215) near Bluff in east-central Queensland, Australia; Arcadia Formation of the Rewan Group (Bowen Basin), correlated with the lower to middle Olenekian (Lower Triassic) upper *Lunatisporites pellucidus* and *Protohaploxypinus samoilovichii* palynomorph zones (Metcalf et al. 2015, Mays et al. 2020).

**Remarks**

Warren & Hutchinson (1990a) initially identified QM F12293 as an osteologically immature specimen of *Arcadia myriadens*. Yates (2000) subsequently established *Nanolania anatopretia* as a distinct species within Rhytidosteidae.

PLAGIOSAURIDAE Jaekel, 1914

**Plagiobatrachus** Warren, 1985a

**Type species**

*Plagiobatrachus australis* Warren 1985a.

**Plagiobatrachus australis** Warren 1985a

1985, *Plagiobatrachus australis* Warren, p. 237.

**Holotype**

QM F12667, a vertebral centrum.

**Type locality, unit and age**

'The Crater' locality (QM L78) near Rolleston in central Queensland, Australia; Arcadia Formation of the Rewan Group (Bowen Basin), correlated with the lower to middle Olenekian (Lower Triassic) upper *Lunatisporites pellucidus* and *Protohaploxypinus samoilovichii* palynomorph zones (Metcalf et al. 2015, Mays et al. 2020).

**Remarks**

Doubts have been raised about the validity of *Plagiobatrachus australis* (Warren *et al.* 2009, Gee & Sidor 2022), with several specimens (see Warren 1985a) reassigned to *Capulomala arcadiaensis* (Warren *et al.* 2009).

BRACHYOPOIDEA Lydekker, 1885

**Austropelor** Longman, 1941

**Type species**

*Austropelor wadleyi* Longman, 1941.

**Austropelor wadleyi** Longman, 1941

1941 *Austropelor wadleyi* Longman, p. 29.

**Holotype**

QM F2628, a mandibular ramus fragment (Fig. 2B).

**Type locality, unit and age**

Collected from the bed of the Brisbane River, ~1.6 km south-east of Lowood west of Brisbane in southeastern Queensland, Australia. Warren & Hutchinson (1983) recognized the source unit as the lower Marburg Sandstone (Clarence-Morton Basin), which has since been elevated to sub-group level (Wells & O'Brien 1994). The exposures at Lowood have thus been correlated with the Ma Ma Creek Member of the Koukandowie Formation (O'Brien & Wells 1994), which is likely Toarcian in age based on Pliensbachian–Toarcian plant fossils found in the underlying Gatton Sandstone (Jansson *et al.* 2008). The lower Marburg Subgroup was also considered a lateral equivalent of the Evergreen Formation (Surat Basin) by Exon (1976) and Day *et al.* (1983), which incorporates Pliensbachian to Aalenian (Lower to Middle Jurassic) deposits across the Surat Basin (La Croix *et al.* 2022).

**Remarks**

*Austropelor wadleyi* was initially interpreted as a capitosaurid (Longman 1941), but later classified as a stereospondyl (Colbert 1967) and has since been assigned to Brachyopoidea *incertae sedis* (Warren & Marsicano 2000b) or Stereospondyli *incertae sedis* (Schoch & Milner 2000).

BRACHYOPIDAE Lydekker, 1885

**Bothriceps** Huxley, 1859

**Type species**

*Bothriceps australis* Huxley, 1859.

**Bothriceps australis** Huxley, 1859

1859, *Bothriceps australis* Huxley, p. 649.

**Holotype**

NHMUK PV R23110, impressions of an isolated skull roof (Fig. 1L: AM F4316 cast), partial palate and occipital region with articulated mandible.

**Type locality, unit and age**

Unspecified locality, possibly Eli Point near Koonya on the Tasman Peninsula in southeastern Tasmania, Australia (Warren *et al.* 2011). Warren *et al.* (2011) suggested that the source unit was probably within the upper Parmeener Supergroup (Tasmania Basin), which spans the uppermost Permian to lowermost Triassic interval.

**Remarks**

Huxley (1859) provided ambiguous source information for NHMUK PV R23110, although the type locality was assumed to be the Middle Triassic (Anisian) Hawkesbury Sandstone in New South Wales (Lydekker 1890, Moodie 1911). Watson (1919, p. 44) emphasized that ‘the exact locality and of course the horizon are unknown’ and, subsequently, added that the ‘type—and only known specimen—was bought by the British Museum in 1848 from a person of whom nothing is known’ (Watson 1956, p. 422). Cosgriff (1969, p. 80) otherwise stated that NHMUK PV R23110 ‘is believed to come from a locality in the Upper Permian Lithgow Coal Measures of the Sydney Basin in New South Wales’. Warren (1997, p. 26) further explained that a ‘label associated with the specimen says it is from the “Hawkesbury Beds (Permian)”’. This was probably an educated guess but could well be correct except that the Hawkesbury Sandstone of the Sydney Basin is now early Middle Triassic’. Conversely, the discovery of multiple new specimens of *Bothriceps australis* from Eli Point near Koonya in Tasmania suggests that this locality might have been the original source for NHMUK PV R23110 (Warren *et al.* 2011). Accordingly, Warren *et al.* (2011, p. 740) reported that the ‘holotype was bought ... from a Mrs. Musworthy’, at a time when, ‘... Koonya (then known as Cascades) was an outstation for the penal colony established at Port Arthur, some 15 km to the southeast. It seems likely that NHMUK 23110 was found on the rock platform at Koonya by someone associated with the colony, and sent to England without documentation of the precise locality of the find’ (Warren *et al.* 2011, pp. 746–749). *Bothriceps australis* was referred to Brachyopidae by Broom (1915). This classification has since been followed by most studies (e.g., Welles & Estes 1969, Warren & Marsicano 1998, Warren *et al.* 2011), but Warren & Marsicano (2000b) alternatively placed *B. australis* outside of Brachyopidae and within the more inclusive clade Brachyomorpha.

**Batrachosuchus** Broom, 1903a

**Type species**

*Batrachosuchus henwoodi* (Cosgriff, 1969) Warren & Marsicano, 1998.

**Batrachosuchus henwoodi** (Cosgriff, 1969) Warren & Marsicano, 1998

1969, *Blinasaurus henwoodi* Cosgriff, p. 68.

1998, *Batrachosuchus henwoodi* (Cosgriff) Warren & Marsicano, p. 336.



**Holotype**

WAM 62.1.42, impressions of an isolated skull incorporating the internal skull roof and palatal surfaces.

**Type locality, unit and age**

UCMP locality V6041 on Blina Station in the Erskine Ranges of the West Kimberley District, Western Australia; Blina Shale (Canning Basin), upper Induan to lower Olenekian (Lower Triassic) upper *Lunatisporites pellucidus* and *Protohaploxypinus samoilovichii* palynomorph zones (Haig et al. 2015).

**Remarks**

Initially referred to *Blinasaurus* by Cosgriff (1969) but transferred to *Batrachosuchus* by Warren & Marsicano (1998).

**Platycepsion** Kuhn, 1961

**Type species**

*Platycepsion wilkinsoni* (Stephens, 1887c) Kuhn, 1961.

**Platycepsion wilkinsoni** (Stephens, 1887c) Kuhn, 1961.

1887, *Platyceps wilkinsonii* Stephens, p. 1181.  
1890, *Bothriceps wilkinsonii* (Stephens) Lydekker, p. 172.  
1961, *Platycepsion wilkinsonii* (Stephens) Kuhn, p. 79.  
1969, *Blinasaurus wilkinsoni* (Stephens) Cosgriff, p. 68.  
1969, *Bothriceps wilkinsoni* (Stephens) Welles & Estes, p. 21.  
1998, *Platycepsion wilkinsoni* (Stephens) Warren & Marsicano, p. 333.

**Holotype**

NSWGS F12572, articulated incomplete skeleton incorporating the skull roof with branchial bars, neural arches and ribs, the pectoral girdle and elements of the pelvic girdle and right hind limb.

**Type locality, unit and age**

The Railway Ballast Quarry near Gosford in northeastern New South Wales, Australia; Terrigal Formation of the Narrabeen Group (Sydney Basin), mid-Olenekian to lower Anisian (Lower to Middle Triassic) *Aratrisporites tenuispinosus* Palynomorph Zone (*sensu* Helby 1973, Morante 1996).

**Remarks**

Lydekker (1890) reported that *Platyceps*, as established by Stephens (1887c), was preoccupied, and suggested that *Platyceps wilkinsoni* was likely a 'juvenile' individual of *Bothriceps* (see also Welles & Estes 1969). Nonetheless, the name *Platyceps wilkinsoni* continued to be used in many subsequent studies (e.g., Feistmantel 1890, Moodie 1911, Chapman 1914, Watson 1919, Howchin 1925–1930, Longman 1941). Romer (1947) alternatively listed the species as '*Platyceps*' *wilkinsoni* (see also Watson 1956, Hills 1958), with Kuhn (1961) finally proposing the replacement name *Platycepsion*. Cosgriff (1969) otherwise designated *P.*

*wilkinsoni* the type species of *Blinasaurus*, a generic epithet that persisted (except in Shishkin 1973) until Warren & Marsicano (1998) revived *Platycepsion* as the senior synonym. Witzmann & Schoch (2022) recently demonstrated that NSWGS F12572 represents a larval brachyopid, as initially interpreted by Stephens (1887c), thus we restrict *P. wilkinsoni* to distinguish the holotype only.

**Notobrachyops** Cosgriff, 1967

**Type species**

*Notobrachyops picketti* Cosgriff, 1967.

**Notobrachyops picketti** Cosgriff, 1967

1967, *Notobrachyops picketti* Cosgriff, p. K4–K5.

1973, *Notobrachyops picketti* (Cosgriff) Cosgriff, p. 1096.

**Holotype**

NSWGS F8258, an impression of the skull roof with parts of the occipital region.

**Type locality, unit and age**

Hurstville Brick Company quarry at Mortdale in metropolitan Sydney, New South Wales, Australia; Rouse Hill Siltstone Member of the Ashfield Shale in the Wianamatta Group (Sydney Basin), mid-Anisian (Middle Triassic) *Aratrisporites parvispinosus* Palynomorph Zone (Herbert 1983, 1997, Helby et al. 1987, Metcalfe et al. 2015).

**Remarks**

Cosgriff (1967) initially named *Notobrachyops picketti* in an abstract, but later described the taxon in more detail (Cosgriff 1973). Warren & Marsicano (1998) advocated placement of *N. picketti* within Brachyopidae, although its relationships remain uncertain (Warren & Marsicano 2000b).

**Xenobrachyops** Warren & Hutchinson, 1983

**Type species**

*Xenobrachyops allos* (Howie, 1972a) Warren & Hutchinson, 1983.

**Xenobrachyops allos**

1972a, *Brachyops allos* Howie, p. 270.

1983, *Xenobrachyops allos* (Howie) Warren & Hutchinson, p. 59.

**Holotype**

QM F6572, an isolated intact skull and palate (Fig. 1K).

**Type locality, unit and age**

Duckworth Creek (QM L215) near Bluff in east-central Queensland, Australia; Arcadia Formation of the Rewan Group (Bowen Basin), correlated with the lower to middle Olenekian (Lower Triassic) upper *Lunatisporites pellucidus* and *Protohaploxypinus samoilovichii* palynomorph zones (Metcalfe et al. 2015, Mays et al. 2020).

**Remarks**

*Xenobrachyops allos* was initially referred to *Brachyops* Owen, 1855 by Howie (1972a). Several mandibular (Warren 1981a, Warren 1981b, Jupp & Warren 1986) and pectoral girdle elements (Warren & Marsicano 2000b) have also been assigned to this taxon.

**Banksiops** Warren & Marsicano, 2000a

**Type species**

*Banksiops townrowi* (Cosgriff, 1974) Warren & Marsicano, 2000a.

**Banksiops townrowi** (Cosgriff, 1974) Warren & Marsicano, 2000a

1974, *Blinasaurus townrowi* Cosgriff, p. 7.

1998, *Banksia townrowi* (Cosgriff) Warren & Marsicano, p. 338.

2000, *Banksiops townrowi* (Cosgriff) Warren & Marsicano, p. 186.

**Holotype**

UTGD 87785, an isolated skull including the cranial roof and palate.

**Type locality, unit and age**

'Old Beach' locality on the eastern shore of the Derwent River north of Hobart in Tasmania, Australia; Knocklofty Formation (Tasmanian Basin) correlated with Induan to lower Olenekian (Lower Triassic) vertebrate assemblages by Ezcurra (2014).

**Remarks**

Cosgriff (1969, 1974) initially assigned *Banksiops townrowi* to *Blinasaurus*, with the preoccupied genus name *Banksia* Warren & Marsicano, 1998 replaced with *Banksiops* by Warren & Marsicano (2000a).

CHIGUTISAURIDAE Rusconi, 1948

**Keratobrachyops** Warren, 1981a

**Type species**

*Keratobrachyops australis* Warren, 1981a.

**Keratobrachyops australis** Warren, 1981a

1981, *Keratobrachyops australis* Warren, p. 274.

**Holotype**

QM F10115, a fragmented skull with articulated mandibular rami (Fig. 1J).

**Type locality, unit and age**

Duckworth Creek (QM L215) near Bluff in east-central Queensland, Australia; Arcadia Formation of the Rewan Group (Bowen Basin), correlated with the lower to middle Olenekian (Lower Triassic) upper *Lunatisporites pellucidus* and *Protohaploxylinus samoilovichii* palynomorph zones (Metcalfe *et al.* 2015, Mays *et al.* 2020).

**Remarks**

*Keratobrachyops australis* has been unambiguously classified within Chigutisauridae by Warren (1981a), Sengupta (1995), Damiani & Warren (1996), Schoch & Milner (2000), Warren & Marsicano (2000b), and Dias-Da-Silva *et al.* (2012).

**Siderops** Warren & Hutchinson, 1983

**Type species**

*Siderops kehli* Warren & Hutchinson, 1983.

**Siderops kehli** Warren & Hutchinson, 1983

1977, Jurassic labyrinthodont, Warren, p. 436.

1983, *Siderops kehli* Warren & Hutchinson, p. 5.

**Holotype**

QM F7882, an articulated skull, mandible, and largely intact postcranial skeleton incorporating vertebral column, ribs, limb girdles and both fore- and hind limbs (Fig. 2A).

**Type locality, unit and age**

Locality west of Kennedy Peak on Kolane Station, ~60 km north of Wandoan in southeastern Queensland, Australia; Westgrove Ironstone Member of the Evergreen Formation (Surat Basin); this site was constrained to a late Toarcian (Early Jurassic) maximum depositional age of  $176.6 \pm 2.0$  Ma by Todd *et al.* (2019). The Westgrove Ironstone Member is more broadly correlated with Pliensbachian to Aalenian (Lower to Middle Jurassic) strata across the Surat Basin (La Croix *et al.* 2022).

**Remarks**

Warren (1977) published an initial short report on the discovery of QM F7882 and its novel stratigraphical occurrence as an unambiguous Jurassic temnospondyl. However, *Siderops kehli* was later formally named with an exhaustive description by Warren & Hutchinson (1983). *Siderops kehli* is consistently resolved amongst brachyopoids (e.g., Warren & Marsicano 2000b, Ruta *et al.* 2007, Schoch 2013, Gee 2022), and classified within Chigutisauridae (Marsicano 1999). Other records of Jurassic temnospondyl fossils have since been reported from southern Africa (Kitching & Raath 1984, Steyer & Damiani 2005), Kyrgyzstan (Nessov 1988, Averianov *et al.* 2008), Mongolia (Shishkin 1991), China (Dong 1985, Maisch *et al.* 2004, Maisch & Matzke 2005), and Thailand (Buffetaut *et al.* 1994a, 1994b, Nonsrirach *et al.* 2021).

**Koolasuchus** Warren, Rich & Vickers-Rich, 1997

**Type species**

*Koolasuchus cleelandi* Warren, Rich & Vickers-Rich, 1997.

**Koolasuchus cleelandi** Warren, Rich & Vickers-Rich, 1997

1997, *Koolasuchus cleelandi* Warren, Rich & Vickers-Rich, p. 5.

**Holotype**

NMV P186213, associated right and left mandibular rami (Fig. 2E–G).

**Type locality, unit and age**

West end of Rowells Beach, east of Potters Hill Road in Kilcunda on the Bass Coast of southern Victoria, Australia. Wagstaff *et al.* (2020) correlated this locality with the ‘Wonthaggi Formation’ succession of the upper Strzelecki Group (Gippsland Basin); uppermost Barremian (Lower Cretaceous) *Pilosisporites notensis* Spore-pollen Zone ‘Group 1’ site category.

**Remarks**

The first specimen of *Koolasuchus cleelandi* was found in 1979, but comprised only an edentulous mandible fragment (NMV P156988) whose identifications ‘ranged from a crocodile to an ornithischian dinosaur or even a labyrinthodont amphibian’ (Flannery & Rich 1981, p. 197). Jupp & Warren (1986, p. 120) stated that the ‘main obstacle to accepting NMV P156988 as a labyrinthodont amphibian is its Early Cretaceous age.’ However, subsequent discoveries have unambiguously confirmed the status of *K. cleelandi* as the geologically youngest temnospondyl (Warren *et al.* 1991, Warren *et al.* 1997) and member of the Gondwanan clade Chigutisauridae (Warren *et al.* 1997, Marsicano 1999). The recent recovery and forthcoming description of several partial skulls (e.g., Poropat *et al.* 2018, Warren & Marsicano 2000b) will undoubtedly yield new insights into the palaeobiology and relationships of *K. cleelandi*, which became the Victorian State Fossil Emblem in 2022.

REPTILIA Linnaeus, 1758

PARAREPTILIA Olson, 1947 (*sensu* Laurin & Reisz, 1995)

PROCOLOPHONOIDEA Romer, 1956

PROCOLOPHONIDAE Lydekker *in* Nicholson & Lydekker, 1889

**Eomurruna** Hamley, Cisneros & Damiani, 2021

**Type species**

*Eomurruna yurgensis* Hamley, Cisneros & Damiani, 2021.

**Eomurruna yurgensis** Hamley, Cisneros & Damiani, 2021

1970, ?Paliguanid, Bartholomai & Howie, p. 1063.

1971, *Procolophon*, Romer, p. 114.

2006, Arcadia procolophonid, Cisneros Martínez, p. 76.

2021, *Eomurruna yurgensis* Hamley, Cisneros & Damiani, p. 560.

**Holotype**

QM F18335, an articulated skull and mandible with accompanying postcranial skeleton incorporating vertebral column and ribs with the pectoral and pelvic girdle and right fore- and hind limb elements (Fig. 3A).

**Type locality, unit and age**

Duckworth Creek (QM L215) near Bluff in east-central Queensland, Australia; Arcadia Formation of the Rewan Group (Bowen Basin), correlated with the lower to middle Olenekian (Lower Triassic) upper *Lunatisporites pellucidus* and *Protohaploxypinus samoilovichii* palynomorph zones (Metcalf *et al.* 2015, Mays *et al.* 2020).

**Remarks**

*Eomurruna yurgensis* is the only procolophonid currently documented from Australia (Hamley *et al.* 2021). Abundant remains have been referred to this taxon from the ‘The Crater’ locality (QM L78) of the Arcadia Formation (Fig. 3B), including an articulated skull and mandible (QM F6704) that Bartholomai & Howie (1970) identified as a possible paliguanid. Romer (1971) latter attributed this specimen to Procolophonidae, thereby establishing the classification recognized by all subsequent studies (Warren 1972, Colbert & Kitching 1975, Molnar 1982, 1991, Hamley *et al.* 2021).

EUREPTILIA Olson, 1947

DIAPSIDA Osborn, 1903

NEODIAPSIDA Benton, 1985

**Kudnu** Bartholomai, 1979

**Type species**

*Kudnu mackinlayi* Bartholomai, 1979.

**Kudnu mackinlayi** Bartholomai, 1979

1979, *Kudnu mackinlayi* Bartholomai, p. 231.

**Holotype**

QM F9181, the anterior section of a cranium with articulated dentary rami (Fig. 3C).

**Type locality, unit and age**

‘The Crater’ locality (QM L78) near Rolleston in central Queensland, Australia; Arcadia Formation of the Rewan Group (Bowen Basin), correlated with the lower to middle Olenekian (Lower Triassic) upper *Lunatisporites pellucidus* and *Protohaploxypinus samoilovichii* palynomorph zones (Metcalf *et al.* 2015, Mays *et al.* 2020).

**Remarks**


*Kudnu mackinlayi* (Fig. 3D) was initially identified as a lepidosaur and assigned to Paliguanidae by Bartholomai (1979). Subsequent interpretations have ranged from an indeterminate lepidosauromorph (Benton 1985, Conrad 2008), osteologically immature prolacertiform (Evans 2003), a possible procolophonid (Evans & Jones 2010), or a neodiapsid or saurian of uncertain affinity (Ezcurra *et al.* 2022).

ICHTHYOSAURMORPHA Motani, Jiang, Chen, Tintori, Rieppel, Ji & Huang, 2015

ICHTHYOSAURIFORMES Motani, Jiang, Chen, Tintori, Rieppel, Ji & Huang, 2015

ICHTHYOPTERYGIA Owen, 1840

ICHTHYOSAURIA de Blainville, 1835



**Fig. 3.** Australian Mesozoic procolophonids, basal neodiapsids, and ichthyosaurians. **A**, *Eomurrunna yurgensis* (QM F49510; referred specimen) skull and mandible in right lateral view. Scale = 3 mm. **B**, *Eomurrunna yurgensis* (QM F18335; holotype) skull and postcranial skeleton. Scale = 5 cm. **C**, *Kudnu mackinlayi* (QM F9181; holotype) partial skull in left lateral view. Scale = 5 mm. **D**, *Kudnu mackinlayi* (QM F9182; referred specimen) partial skull in left lateral view. Scale = 5 mm. **E**, *Platypterygius australis* (QM F2453; referred specimen), skull and partial skeleton. Scale = 30 cm.

OPHTHALMOSAURIA Motani, 1999

BRACHYPTERYGIIDAE Cortés, Maxwell & Larsson, 2021

*Platypterygius* von Huene, 1922

#### Type species

*Platypterygius platydactylus* (Broili, 1907) von Huene, 1922.

*Platypterygius australis* (M'Coy, 1867) McGowan, 1972 *sensu* Zammit, 2010

1867, *Ichthyosaurus australis* M'Coy, p. 356.

1888, *Ichthyosaurus marathonsensis* Etheridge, p. 408.

1922, *Myopterygius marathonsensis* (Etheridge) von Huene, p. 96, 98.

1944, *Myopterygius australis* (M'Coy) Teichert & Matheson, p. 169.

1972, *Platypterygius australis* (M'Coy) McGowan, p. 16.

1990, *Platypterygius longmani* Wade, p. 120.

2003, *Platypterygius longmani* Kear, p. 284.

2005a, *Platypterygius longmani* Kear, p. 584.

#### Neotype

NMV P12989, incomplete cranium comprising nasal and orbital regions with an articulated basioccipital and atlas-axis complex. The type material also includes associated

vertebral centra NMV P12992, NMV P22653, NMV P22654, and NMV P22656–NMV P22661 (see Zammit 2010).

#### Type locality, unit and age

Reportedly collected at 'Lat. 21° 13'S and Long. 143° 25'E (M'Coy 1865), north Queensland' (Hell 2001, p. 294). These coordinates pinpoint a locality between the O'Connell and Walker creeks (or 'Walker and O'Connell Creeks left bank of the river': Hell 2001, p. 294), south of the Flinders River and southwest of Hughenden in central-northern Queensland, Australia. Zammit (2010) listed the source unit as the Allaru Mudstone in the Wilgunya Subgroup of the Rolling Downs Group (Eromanga Basin); correlated with the upper Albian (Lower Cretaceous) *Endoceratium ludbrookae* Dinocyst Zone (*sensu* Partridge 2006) by Foley *et al.* (2022).

#### Remarks

McGowan (1972) established the generic reassignment of *Platypterygius australis* (Fig. 3E), which was later updated by McGowan & Motani (2003). Zammit (2010) proposed the neotype cranium, NMV P12989, to replace the historically unidentified holotype that was anecdotally attributed to non-diagnostic vertebral centra (see Wade 1984, Hell 2001, Zammit 2010). Arkhangelsky (1998, p. 612) additionally created the

subgenus *P. (Longirostria) australis* to accommodate ‘*Platypterygius longmani*’ and *Platypterygius (Longirostria) haultali* von Huene, 1927. However, McGowan & Motani (2003) synonymized *Longirostria* with *Platypterygius*, a genus that is also now conceptually restricted to the type species, *Platypterygius platydactylus* (e.g., Cortés et al. 2021). Accordingly, Fischer (2016) concluded that *P. australis* could be a potential type species for the genus *Myopterygius* von Huene, 1922, which was initially erected to accommodate the species group incorporating ‘*Ichthyosaurus*’ *marathonensis* (Huene 1922). The intended type species of *Myopterygius* was probably ‘*Ichthyosaurus*’ *campylodon* (Carter 1846), although this was never formally designated (Fischer 2016). Consequently, Fischer (2016) transferred ‘*I.*’ *campylodon* to *Pervushovisaurus* Arkhangelsky, 1998—another subgeneric synonym of *Platypterygius* (see McGowan & Motani 2003) elevated to genus-level by Fischer et al. (2014). This decision has rendered the formal generic assignment of *P. australis* uncertain. Furthermore, the priority of *Myopterygius* versus *Longirostria* remains unresolved since neither epithet is diagnostically consistent with *P. australis*. We, therefore, provisionally retain the referral of *P. australis* to *Platypterygius* pending a more detailed taxonomic assessment.

SAUROPTERYGIA Owen, 1860b

PISTOSAUROIDEA Baur, 1887 in Zittel, 1887–1890

PLESIOSAURIA de Blainville, 1835

PLIOSAURIDAE Seeley, 1874

BRACHAUCHENINAE Williston, 1925 (*sensu* Benson & Druckenmiller 2014)

**Kronosaurus** Longman, 1924

### Type species

*Kronosaurus queenslandicus* Longman, 1924, as revised by McHenry (2009).

**Kronosaurus queenslandicus** Longman, 1924

1924, *Kronosaurus queenslandicus* Longman, p. 26.

1991, *Kronosaurus queenslandicus?* Molnar, p. 613.

2022, *Eiectus longmani* Noè & Gómez-Pérez, p. 6.

### Type material

QM F1609 (holotype), weathered paired jaw bone fragments containing remnants of six teeth. QM F18827 (proposed neotype), articulated skull and mandible (Fig. 4B) with associated cervical and pectoral vertebrae, components of the pectoral girdle and proximal end of the humerus (see McHenry 2009, pp. 180–185).

### Type locality, unit and age


QM F1609 was derived from an unspecified locality in the Hughenden region of central-northern Queensland, Australia (Longman 1924). Longman (1930, p. 1) also attributed two incomplete propodials (QM F2137) and some weathered bone fragments (apparently occurring together with a caudal vertebral series: Romer & Lewis 1959) from a locality ‘two miles [~3.2 km] south of Hughenden’. QM F18827 was recovered

‘from the airstrip on Lucerne Station, [~9 km] north of Richmond’ (McHenry 2009, p. 180). McHenry (2009) identified the type unit as the Toolebuc Formation in the Wilgunya Subgroup of the Rolling Downs Group (Eromanga Basin); correlated with the upper Albian (Lower Cretaceous) *Canningopsis denticulata* and lower *Endoceratium ludbrookae* dinocyst zones (*sensu* Partridge 2006) by Foley et al. (2022).

### Remarks

Despite early reports of ‘comprehensive undescribed material’ being available for study at the QM (Persson 1960, p. 4), Welles (1962, p. 48) designated *Kronosaurus queenslandicus* a *nomen vanum* (= name designated on fragmentary type remains: Mones 1989), and recommended establishment of a neotype based on the ‘material at Harvard University’ (presumably referring to the incomplete skull and skeleton MCZ 1285: White 1935, Anonymous 1959, Fletcher 1959, Romer & Lewis 1959). Persson (1960, p. 4) likewise refrained from documenting the QM specimens ‘before a description of the Harvard skeleton has been published’. Nevertheless, White (1935) and Romer & Lewis (1959) had already described MCZ 1285 and a second premaxillary rostrum with associated symphyseal section of the mandible (MCZ 1284: see White 1935) in some detail.

Clearly, these initial first-hand examinations (e.g., Longman 1924, 1930, White 1935, Romer & Lewis 1959) and subsequent reviews (e.g., Persson 1960, Welles 1962) assumed a conspecific assignment of the then accessioned QM and MCZ fossils. However, Molnar (1982, 1991, p. 633) reiterated that ‘*K. queenslandicus* is based on very incomplete material’ (QM F1609), and although ‘[more] complete specimens of probable *K. queenslandicus*’ had been collected by the QM, ‘no attempt at adequate comparison with the type material [had] yet been carried out’. Moreover, Molnar (1982, p. 186, 1991, p. 633) noted that the ‘Harvard kronosaur’ (MCZ 1285) was excavated from an upper Aptian deposit of the Doncaster Member in the Wallumbilla Formation (Wilgunya Subgroup) north of Richmond, whereas QM F1609 and a ‘second partial skull (QM F24446 [*sic* QM F2446])’ were both derived from the upper Albian Toolebuc Formation near Hughenden. QM F2446 was reportedly ‘very broad, low, and flat (at least 87 cm across by only 13 cm high), with large upwardly directed orbits’ (see Molnar 1991, p. 632, fig. 15), whereas the ‘Harvard skull (MCZ 1285) seems deeper’ (Molnar 1982, p. 186, Molnar 1991, p. 633). As acknowledged by Molnar (1991, p. 633), though, ‘[t]he Harvard skeleton is less complete than appears from the mount’. Indeed, White (1935, p. 220) explicitly stated that the extensively restored skull of MCZ 1285 included only ‘the brain case with left quadrate attached and the posterior end of the lower jaw, a section of the face containing the anterior border of the left orbit and left external naris, a portion of the rostrum showing the maxillary-premaxillary suture, and a portion of the mandibular symphysis showing the division of the two rami’. Its original cranial proportions are, therefore, uncertain. Furthermore, the long-awaited comprehensive inspection of *K. queenslandicus* remains from QM and MCZ by McHenry



**Fig. 4.** Australian Mesozoic sauropterygians. A, *Eiectus longmani* (MCZ 1285; holotype) in left lateral view (Wikimedia Commons). Scale = 1 m. B, *Kronosaurus queenslandicus* (QM F18827; proposed neotype [part]) skull in dorsal view (modified from McHenry 2009). Scale = 30 cm. C, Elasmosauridae incertae sedis (QM F3567; holotype [part] of *Woolungasaurus glendowerensis*) partial forelimb. Scale = 5 cm. D, *Opallionectes andamookaensis* (SAMA P24560; holotype) partial postcranial skeleton in dorsal view. Scale = 30 cm. E, Polycotylidae incertae sedis (AM F6268; holotype [part] of *Cimoliasaurus leucoscopus*) cervical vertebra in anterior view. Scale = 3 cm. F, *Leptocleidus clemai* (WAM 92.8.1; holotype [part]) humerus of assigned specimen in dorsal view. Scale = 3 cm. G, *Umoonasaurus demoscyllus* (AM F99374; holotype [part]) partial skull in dorsal view. Scale = 5 cm. *Eromangasaurus australis* (QM F11050; holotype [part]) skull in H, left lateral and I, right oblique ventral views. Scale = 5 cm.

(2009, p. 427) found ‘no evidence that more than one taxon of large pliosaur is present in the Toolebuc fauna...’, and that [all of] this material can be confidently assigned to *Kronosaurus queenslandicus* Longman’. McHenry (2009, p. 429) continued with ‘the Doncaster material [MCZ 1284, MCZ 1285] is referable to *Kronosaurus*’ because the

‘premaxillae bear four teeth’, which McHenry (2009) considered diagnostic. The differences in cranial proportions mentioned by Molnar (1991) were also ‘undoubtedly a result of taphonomy’ (McHenry 2009, p. 430). Finally, ‘assignment of the Doncaster [Member] *Kronosaurus* specimens to *Kronosaurus queenslandicus* [was] maintained, pending the

results of future examination, as this taxonomy reflects the most parsimonious interpretation of the available data' (McHenry 2009, p. 431). We concur with these findings, which have since been reinforced by studies attributing other morphologically consistent specimens from stratigraphically proximal Rolling Downs Group strata of the upper Aptian Bulldog Shale (Marree Subgroup), upper Aptian Doncaster Member of the Wallumbilla Formation in New South Wales, and the upper Albian Allaru Mudstone (e.g., Kear 2005b, 2006a, Holland 2018).

Regardless, Noè & Gómez-Pérez (2022, p. 6) examined a painted plaster cast of QM F1609 (MCZ 2445) and posited that '[in] the absence of diagnostic features of the holotype, the genus *Kronosaurus* and the type species *Kronosaurus queenslandicus* cannot be satisfactorily diagnosed or compared to other pliosaurid material. To date, as no diagnostic neotype has been formally designated (as proposed by Welles 1962; Molnar [1982]; McHenry 2009), the taxonomic name (genus, and nominotypical and only species), *Kronosaurus queenslandicus*, must be restricted to the holotype specimen QM F1609, which should be considered Pliosauridae (?Brauchauchiniinae [*sic* Brachaucheninae]) indet.' This patently ignored McHenry's (2009, p. 257) unambiguous recognition that 'there is no indication of more than one taxon of large pliosaur from the Toolebuc Formation, [therefore] the holotype can be assumed to represent the same species as the more complete specimens ... [in] particular, QM F18827 preserves all of the features—premaxillary tooth count, mandibular symphysis, tooth shape and ornamentation, anisodonty of the tooth row, vertebral centra morphology—that can separate the Toolebuc Formation large pliosaur taxon from all other currently described species of pliosaur'. A second specimen of *K. queenslandicus* from the Toolebuc Formation comprising an articulated postcranial skeleton (QM F10113) was also nominated to distinguish *K. queenslandicus* from the apparently closely related taxon *Monquirasaurus boyacensis* (Hampe, 2002), which was referred to *Kronosaurus* by Hampe (1992). Consequently, we again support McHenry's (2009, p. 257) conclusion that '[either] of these two specimens may be appropriate candidates for the name-bearing specimen for *Kronosaurus queenslandicus*. Under the International Committee of Zoological Nomenclature (ICZN) rules, re-allocation of the type specimen for a species, on the grounds that the holotype has not been lost or destroyed, but is non-diagnostic, requires a petition to the ICZN committee. It is recommended that this action be taken in order to retain *Kronosaurus queenslandicus* Longman 1924 as a valid species'. Accordingly, we reject the suggestion of Noè & Gómez-Pérez (2022, p. 6) that because 'only a single genus (and possibly species) of giant sized pliosaurid [is evident in the] Australian Aptian–Albian deposits (McHenry 2009) ... all material previously assigned to *Kronosaurus* or *Kronosaurus queenslandicus* [should be provisionally assigned to a] new genus'. In our opinion, this creates unwarranted taxonomic instability via merger of *Kronosaurus* and potentially *K. queenslandicus* with obvious junior synonyms. Moreover, Noè & Gómez-Pérez (2022)

listed (but did not redescribe) MCZ 1285 as a replacement holotype, which is inadequate since it comprises a notoriously inaccurate plaster reconstruction (McHenry 2009) incorporating severely weathered and incomplete embedded fossil components (see Romer & Lewis 1959). The extent of restoration has even instigated a popular nickname, 'Plasterosaurus', and calls for disassembly and CT scanning of MCZ 1285 to detect any taxonomically informative original bone material (see Tembe & Siddiqui 2014, p. 55). In the interim, we adhere to the diagnoses of McHenry (2009) and others (e.g., Holland 2018), which justifiably classified the stratigraphically conformable upper Albian Toolebuc Formation and Allaru Mudstone brachauchenine fossils as *K. queenslandicus*, with QM F18827 representing the most feasible neotype pending a detailed redescription and formal nomenclatural ruling by the ICZN.

**Eiectus** Noè & Gómez-Pérez, 2022

#### Type species

*Eiectus longmani* Noè & Gómez-Pérez, 2022.

**Eiectus longmani** Noè & Gómez-Pérez, 2022

1991, *Kronosaurus* sp. Molnar, p. 613.

1993, ?*Kronosaurus* sp. Thulborn & Turner, p. 491.

2022, *Eiectus longmani* Noè & Gómez-Pérez, p. 6.

#### Holotype

MCZ 1285, an incomplete skull, mandible and postcranial skeleton embedded within a reconstructed plaster exhibition mount (Fig. 4A).

#### Type locality, unit and age

MCZ 1285 was reportedly excavated in the vicinity of Army Downs bore 'five miles [~8 km] further north' of another referred specimen, MCZ 1284, which was recovered '30 miles [~48 km] to the north of Richmond' in central-northern Queensland, Australia (Romer & Lewis 1959, p. 1). Based on this locality information, the source unit has been interpreted as the Doncaster Member of the Wallumbilla Formation in the Wilgunya Subgroup of the Rolling Downs Group (Eromanga Basin); correlated with the upper Aptian (Lower Cretaceous) *Muderongia australis* and lower *Odontochitina operculata* dinocyst zones (*sensu* Partridge 2006) by Foley *et al.* (2022).

#### Remarks

Noè & Gómez-Pérez (2022, p. 6) erected *Eiectus longmani* to accommodate 'all material previously assigned to *Kronosaurus* or *Kronosaurus queenslandicus*'. However, because this prioritizes a junior synonym based on a reconstructed display mount manifesting unconfirmable diagnostic character states, we restrict *E. longmani* to define only MCZ 1285 and MCZ 1284 until a more rigorous evaluation is carried out. This acknowledges the unresolved possibility of taxonomic distinction from the upper Albian Toolebuc Formation/Allaru Mudstone *K. queenslandicus* as diagnosed by McHenry (2009) using the holotype QM F1609, proposed

neotype QM F18827, and referred specimen QM F10113 (see also Holland [2018] for a differential diagnosis).

PLESIOSAUROIDEA Welles, 1943 (*sensu* Ketchum & Benson, 2010)

CRYPTOCLEIDIDAE Williston, 1925

**Opallionectes** Kear, 2006a

#### Type species

*Opallionectes andamookaensis* Kear, 2006a.

**Opallionectes andamookaensis** Kear, 2006a

2006, *Opallionectes andamookaensis* Kear, p. 840.

#### Holotype

SAMA P24560, incomplete articulated skeleton comprising teeth, vertebrae and ribs, pectoral girdle, and limb elements (Fig. 4D).

#### Type locality, unit and age

Lunatic Hill opal field near Andamooka, west of Lake Torrens in northeastern South Australia, Australia. The opal-bearing strata at Andamooka form part of the Bulldog Shale in the Marree Subgroup of the Rolling Downs Group (Eromanga Basin). An upper Aptian (Lower Cretaceous) range has been determined for the Andamooka opal-bearing deposits based mainly on bivalves and ammonites (Ludbrook 1966, Day 1969), together with the age-diagnostic belemnite *Peratobelus* Whitehouse, 1924 (Henderson *et al.* 2000, Williamson 2006). This correlates with the *Muderongia australis* and lower *Odontochitina operculata* dinocyst zones (*sensu* Partridge 2006) as recognized by Krieg & Rogers (1995) and Alexander & Sansome (1996), and recalibrated by Foley *et al.* (2022).

#### Remarks

Although Kear (2006a) treated the family-level assignment of *Opallionectes andamookaensis* as indeterminate within Plesiosauroidea, we follow Kear (2016) and Kear *et al.* (2018) in formally referring the taxon to Cryptocleididae.

LEPTOCLEIDIA Ketchum & Benson, 2010

**Leptocleidus** Andrews, 1922

#### Type species

*Leptocleidus superstes* Andrews, 1922.

**Leptocleidus clemai** Cruickshank & Long, 1997

1997 *Leptocleidus clemai* Cruickshank & Long, p. 268.

#### Holotype

WAM 92.8.1, associated vertebral centra, neural arches and ribs, limb girdle components (Fig. 4F), at least three propodials, and other bone fragments.

#### Type locality, unit and age

Cruickshank & Long (1997) withheld the type locality information for security, although Mory *et al.* (2005) reported

that the plesiosaurian remains described by Cruickshank & Long (1997) derived from 'Stone Wall' on the southern side of Pillawarra Plateau, on Murchison House Station northeast of Kalbarri in southwestern Western Australia. Cruickshank & Long (1997) further identified the source unit as the Birdrong Sandstone; however, Kear *et al.* (2018) re-attributed these fossils to the Windalia Sandstone Member of the Muderong Shale (see Mory *et al.* 2005), which spans the upper Barremian–lower Aptian (Lower Cretaceous) *Muderongia testudinaria*–*Muderongia australis* dinocyst zones (*sensu* Partridge 2006) as recalibrated by Foley *et al.* (2022).

#### Remarks

*Leptocleidus clemai* has been variously compared with pliosaurids (Cruickshank & Long 1997), leptocleidids (e.g., Kear 2016), and polycotylids (e.g., Smith & Dyke 2008). The genus-level attribution, and even species-level validity (Druckenmiller & Russell 2008) of this taxon are also doubtful (Kear & Barrett 2011). Nevertheless, both WAM 92.8.1 and the other referred specimens, WAM 94.1.6 and WAM 95.5.2, can be morphologically distinguished amongst leptocleidians (see Kear 2016). Consequently, we follow recent classifications that retain *L. clemai* as valid taxon within Leptocleidia (Kear *et al.* 2018).

**Umoonasaurus** Kear, Schroeder & Lee, 2006

#### Type species

*Umoonasaurus demoscyllus* Kear, Schroeder & Lee, 2006.

**Umoonasaurus demoscyllus** Kear, Schroeder & Lee, 2006

1999, *Leptocleidus* sp. Cruickshank, Fordyce & Long, p. 204.

2003, *Leptocleidus* sp. Kear, p. 294.

2006a, *Leptocleidus* sp. Kear, p. 848.

2006b, *Umoonasaurus demoscyllus* Kear, Schroeder & Lee, p. 615.

2007a, cf. *Leptocleidus* sp. Kear, p. 155.

#### Holotype

AM F99374, skull with fragmentary mandible and dentition (Fig. 4G), and an articulated posterior cervical to caudal axial skeleton, partial limb girdles, propodials and some distal limb elements.

#### Type locality, unit and age

Zorba Extension opal field west of Coober Pedy in central-northern South Australia, Australia. These strata form part of the Bulldog Shale in the Marree Subgroup of the Rolling Downs Group (Eromanga Basin). An upper Aptian (Lower Cretaceous) range has been determined for the opal-bearing deposits of Coober Pedy and surrounding areas based on bivalves, ammonites (Ludbrook 1966, Day 1969), and the age-diagnostic belemnite *Peratobelus* (Henderson *et al.* 2000, Williamson 2006). This correlates with the *Muderongia australis* and lower *Odontochitina operculata* dinocyst zones (*sensu* Partridge 2006) as recognized by Krieg & Rogers



(1995) and Alexander & Sansome (1996), and recalibrated by Foley *et al.* (2022).

### Remarks

Although initially assigned to Rhomaleosauridae (Kear *et al.* 2006), *Umoonasaurus demoscyllus* has been alternately referred to Leptocleididae (Benson *et al.* 2013a) or Polycotylidae (Druckenmiller & Russell 2008). We, therefore, conservatively classify this taxon within the more inclusive clade Leptocleidia.

POLYCOTYLIDAE Williston, 1908

### Polycotylidae incertae sedis

- 1897, *Cimoliosaurus leucoscopelus* Etheridge, p. 24.  
 1960, *Dolichorhynchops?* sp. Persson, p. 4.  
 1962, *Dolichorhynchops* sp. Welles, p. 46.  
 1982, *Dolichorhynchops?* *leucoscopelus* Molnar, p. 186.  
 1991, ‘*Trinacromeron*’ *leucoscopelus* Molnar, p. 612.  
 2003, Polycotylidae gen. et sp. indet. Kear, p. 289.  
 2005b, Polycotylidae gen. et sp. indet. Kear, p. 775.

### Remarks

Etheridge (1904, p. 306) used the incorrect spelling ‘*Cimoliosaurus*’, rather than *Cimoliasaurus* Leidy, 1851, derived from the type species *Cimoliasaurus magnus* Leidy, 1851. We, thus, designate ‘*Cimoliosaurus*’ *leucoscopelus* (= *Cimoliasaurus leucoscopelus*: see Kear 2002b, 2003, 2005b; Fig. 4E) a *nomen dubium* following Kear (2003, 2005b).

ELASMOSAURIDAE Cope, 1870

### Elasmosauridae incertae sedis

- 1867, *Plesiosaurus macrospondylus* M’Coy, p. 356.  
 1914, *Pliosaurus macrospondylus* Chapman, p. 278.  
 1960, Elasmosauridae gen. et sp. indet. Persson, p. 18.  
 1962, Elasmosauridae gen. et sp. indet. Welles, p. 49.  
 2003, Elasmosauridae gen. et sp. indet. Kear, p. 286.

### Remarks

We designate *Plesiosaurus macrospondylus* a *nomen dubium* following Kear (2003).

### Elasmosauridae incertae sedis

- 1867, *Plesiosaurus sutherlandi* M’Coy, p. 356.  
 1904, *Cimoliosaurus sutherlandi* Etheridge, p. 312.  
 1914, *Pliosaurus sutherlandi* Chapman, p. 278.  
 1960, Cimoliasauridae gen. et sp. indet. Persson, p. 10.  
 2003, Elasmosauridae gen. et sp. indet. Kear, p. 286.

### Remarks

See previous comment on the misspelling of *Cimoliasaurus* by Etheridge (1904). We designate *Plesiosaurus sutherlandi* a *nomen dubium* following Kear (2003).

### Elasmosauridae incertae sedis

- 1904, *Cimoliosaurus maccoyi* Etheridge, p. 312.  
 1962, Plesiosauroidea indet. Welles, p. 47.  
 2002a, Elasmosauridae gen. et sp. indet. Kear, p. 679.  
 2003, Elasmosauridae gen. et sp. indet. Kear, p. 286.  
 2005c, Elasmosauridae gen. et sp. indet. Kear, p. 774.

### Remarks

See previous comment on the misspelling of *Cimoliasaurus* by Etheridge (1904). We designate *Cimoliasaurus maccoyi* a *nomen dubium* following Kear (2002b, 2003, 2005c).

### Elasmosauridae incertae sedis

- 1960, *Woolungasaurus glendowerensis* Persson, p. 12.  
 1962, Elasmosauridae indet. Welles, p. 47, 48.  
 2003, Elasmosauridae gen. et sp. indet. Kear, p. 288.  
 2004, *Styxosaurus glendowerensis* Sachs, 215.  
 2005c, Elasmosauridae indet. Kear, p. 801.  
 2007b, Elasmosauridae indet. Kear, p. 241.

### Remarks

We designate *Woolungasaurus glendowerensis* a *nomen dubium* following Kear (2003, 2005c, 2007b). However, the character state context of Elasmosauridae has developed considerably within current plesiosaurian phylogenies (e.g., O’Gorman 2019, Fischer *et al.* 2021, Marx *et al.* 2021, Sachs *et al.* 2021). Thus, *W. glendowerensis* (Fig. 4C) might yet prove diagnosable given a revision of the taxon in the future.

### Eromangasaurus Kear, 2005c

### Type species

*Eromangasaurus australis* (Sachs, 2005) Kear, 2007b.

### Eromangasaurus australis (Sachs, 2005) Kear, 2007b

- 1982, *Woolungasaurus* cf. *Woolungasaurus glendowerensis* Persson, p. 647.  
 1993, ?Elasmosauridae gen. et sp. nov. Thulborn & Turner, p. 491.  
 2001, Elasmosauridae gen. et sp. indet. Kear, p. 127.  
 2003, Elasmosauridae gen. et sp. nov. Kear, p. 289.  
 2004, *Tuarangisaurus* sp. nov. Sachs, p. 215.  
 2005, *Tuarangisaurus australis* Sachs, p. 426.  
 2005c, *Eromangasaurus carinognathus* Kear, p. 793.  
 2007b, *Eromangasaurus australis* (Sachs) Kear, p. 245.

### Holotype

QM F11050, cranium with articulated mandible (Fig. 4H, I) and anterior cervical vertebrae.

### Type locality, unit and age

Yambore Creek near Maxwellton in central-northern Queensland, Australia. Persson (1982) identified the type unit as the Toolebuc Formation of the Wilgunya Subgroup in the Rolling Downs Group (Eromanga Basin); correlated with the upper Albian (Lower Cretaceous) *Canningopsis denticulata* and lower *Endoceratium ludbrookae* dinocyst zones (*sensu* Partridge 2006) by Foley *et al.* (2022).

### Remarks

*Eromangasaurus australis* is consistently resolved as a basally divergent taxon within Elasmosauridae (e.g., Kubo *et al.* 2012, Otero 2016, Sachs *et al.* 2017, Sachs & Kear 2017,

Serratos *et al.* 2017, Sachs *et al.* 2018, O’Gorman 2019, Fischer *et al.* 2021, Marx *et al.* 2021, Sachs *et al.* 2021).

TESTUDINATA Klein, 1760 (*sensu* Joyce *et al.* 2020a)

#### **Testudinata incertae sedis**

1919, *Emydura* cf. *macquariae* Chapman, p. 12, 13.

1969, *Chelycarapookus arcuatus* Warren, p. 23, 26.

1981, Testudines indet. Gaffney, p. 34.

1998, Eucryptodira indet. Gaffney, Kool, Brinkman, Rich & Vickers-Rich, p. 6.

2017, Testudinata indet. Joyce, p. 97.

#### **Remarks**

Warren (1969) erected the family-level grouping Chelycarapookidae to monotypically accommodate *Chelycarapookus arcuatus* (Fig. 5A, B). We, therefore, designate both *C. arcuatus* and Chelycarapookidae as *nomina dubia* following Joyce (2017).

MESOCHELYDIA Joyce, 2017

#### **Spoochelys** Smith & Kear, 2013

##### **Type species**

*Spoochelys ormondea* Smith & Kear, 2013.

#### **Spoochelys ormondea** Smith & Kear, 2013

2013, *Spoochelys ormondea* Smith & Kear, p. 123.

##### **Holotype**

Associated cranial and postcranial elements including: AM F121643, quadrate; AM F121646, supraoccipital; AM F121579, AM F121580, and AM F121581, anterior peripherals; AM F121686 and AM F121687, anterior costal fragments; AM F121641, caudal vertebra; AM F121587, scapula; AM F121621, ulna; AM F121613, pedal phalanges.

##### **Type locality, unit and age**

T-Bone Extension opal field within the Coocoran Opal Fields, west of Lightning Ridge in northwestern New South Wales, Australia. Bell *et al.* (2019b) constrained the fossiliferous opal-bearing lenses to the informally defined ‘Finch Clay Facies’ of the Wallangulla Sandstone Member of the Grimman Creek Formation in the Rolling Downs Group (Surat Basin). The maximum depositional age range has been determined as early to mid-Cenomanian (Late Cretaceous, 100.2–96.6 Ma) using detrital zircon analyses (Bell *et al.* 2019b).

##### **Remarks**

Joyce (2017) placed *Spoochelys ormondea* (Fig. 5H) within the crownward testudinatan clade Parachelyida; however, we limit our classification to the more inclusive stemward clade Mesochelyida because *S. ormondea* retains a remnant interpterygoid vacuity (see Smith & Kear 2013).

MEIOLANIFORMES Sterli & de la Fuente, 2013

#### **Otwayemys** Gaffney, Kool, Brinkman, Rich & Vickers-Rich, 1998

##### **Type species**

*Otwayemys cunicularius* Gaffney, Kool, Brinkman, Rich & Vickers-Rich, 1998

**Otwayemys cunicularius** Gaffney, Kool, Brinkman, Rich & Vickers-Rich, 1998

1998, *Otwayemys cunicularius* Gaffney, Kool, Brinkman, Rich & Vickers-Rich, p. 3.

##### **Holotype**

NMV P186116, an incomplete carapace and plastron (Fig. 5D, E).

##### **Type locality, unit and age**

Dinosaur Cove near Glenaire, west of Cape Otway on the southwestern coast of Victoria, Australia. Wagstaff *et al.* (2020) correlated strata at this locality with the Eumeralla Formation of the Otway Group (Otway Basin); lower Albian (Lower Cretaceous) *Crybelosporites striatus* Spore-pollen Zone.

##### **Remarks**

Sterli (2015) summarized the phylogenetic placement of *Otwayemys cunicularius* as the only basally divergent non-meiolaniid meiolaniform currently named from Australia.

TESTUDINES Batsch, 1788 (*sensu* Joyce *et al.* 2020b)

PAN-CHELONIOIDEA Joyce, Parhan & Gauthier, 2004

PROTOSTEGIDAE Cope, 1872

#### **Notochelone** Lydekker, 1889b

##### **Type species**

*Notochelone costata* (Owen, 1882) Lydekker, 1889b.

#### **Notochelone costata** (Owen, 1882) Lydekker, 1889b

1882, *Notochelys costata* Owen, p. 178.


1889b, *Notochelone costata* (Owen) Lydekker, p. 325.

##### **Holotype**

AM F67326, the anterior section of the carapace and plastron (Fig. 5C) with associated pectoral girdle elements.

##### **Type locality, unit and age**

Flinders River region of central-northern Queensland, Australia. No exact locality or source bed are known but Gaffney (1981, p. 5) stated that the ‘matrix and type of preservation are consistent with the same source as other presumed *Notochelone*; i.e., Toolebuc Limestone [= Toolebuc Formation]’. We concur, yet remains potentially attributable to *Notochelone* are also known from the stratigraphically overlying Allaru Mudstone (Kear 2003, 2016, Kear *et al.* 2018). The distribution of *Notochelone* and potentially also *Notochelone costata*, therefore, spans both these units within the Wilgunya Subgroup of the Rolling Downs Group (Eromanga Basin); correlated with the upper Albian (Lower Cretaceous) *Canningopsis denticulata* and *Endoceratium ludbrookae* dinocyst zones (*sensu* Partridge 2006) by Foley *et al.* (2022).



**Fig. 5.** Australian Mesozoic testudinatan. Testudinata incertae sedis (NMV P13160; holotype of *Chelycarapookus arcuatus*) carapace and plastron in A, dorsal and B, ventral views. Scale = 5 cm. C, *Notochelone costata* (AM F67326; holotype) partial carapace in dorsal view. Scale = 5 cm. *Otwayemys cunicularius* (NMV P186116; holotype) carapace and plastron in D, dorsal and E, ventral views. Scale = 5 cm. F, *Cratochelone berneyi* (QM F14550; holotype [part]); proximal left humerus in dorsal view. Scale = 10 cm. G, *Bouliachelys suteri* (SAMA P41106; referred specimen) skull in left lateral view. Scale = 5 cm. H, *Spoochelys ormondea* (privately owned original specimen) skull in dorsal view (LRF 450 accessioned cast). Scale = 2 cm.

### Remarks

Numerous specimens have been assigned to *Notochelone* (e.g., De Vis 1911, Gaffney 1981, Kear 2006b); however, the likelihood of cryptic taxa has long been recognized (Gaffney 1981, Molnar 1991; although see Myers 2007), with the most recent generic diagnosis representing a character state composite (see Kear 2003). We, therefore, restrict our nominal designation to the holotype (AM F67326) until a comprehensive assessment of all the referred material has been carried out.

***Cratochelone* Longman, 1915**

### Type species

*Cratochelone berneyi* Longman, 1915.

### *Cratochelone berneyi* Longman, 1915

1915, *Cratochelone berneyi* Longman, p. 25.

### Holotype

QM F14550, associated incomplete humerus (Fig. 5F), radius, ulna, pectoral girdle and plastron fragments.

**Type locality, unit and age**

Unknown locality on Sylvania Station near Hughenden in central-northern Queensland, Australia. Gaffney (1981) listed the type unit as the Toolebuc Formation, although the overlying Allaru Mudstone also crops out in the Sylvania Station area (Vine & Paine 1974). We, therefore, limit the stratigraphical range to the Wilgunya Subgroup of the Rolling Downs Group (Eromanga Basin); correlated with the upper Albian (Lower Cretaceous) *Canningopsis denticulata* and *Endoceratium ludbrookae* dinocyst zones (*sensu* Partridge 2006) by Foley *et al.* (2022).

**Remarks**

Kear (2006d) provided the most recent character state-based assessment of *Cratochelone berneyi*, which confirmed placement within Protostegidae. The massive body-size ('estimated snout–tail length up to four meters'), highly vascularized limb bone articular surfaces, and prominent lateral wing on the entoplastron are especially consistent with derived protostegids (Kear 2006d, p. 780), and serve to distinguish *C. berneyi* from *Notochelone costata* (see Gaffney 1981) and other coeval taxa (see Kear & Lee 2006).

**Bouliachelys** Kear & Lee, 2006

**Type species**

*Bouliachelys suteri* Kear & Lee, 2006.

**Bouliachelys suteri** Kear & Lee, 2006

2006, *Bouliachelys suteri* Kear & Lee, p. 116.

**Holotype**

QM F31669, articulated cranium and mandible.

**Type locality, unit and age**

Dunraven Station near Hughenden in central-northern Queensland, Australia. Numerous additional specimens (e.g., SAMA P41106; Fig. 5G) have also been recovered from Canary Station in the Boulia region of western Queensland, Australia (Kear & Lee 2006). Both localities host widespread outcrops of the Toolebuc Formation of the Wilgunya Subgroup in the Rolling Downs Group (Eromanga Basin); correlated with the upper Albian (Lower Cretaceous) *Canningopsis denticulata* and lower *Endoceratium ludbrookae* dinocyst zones (*sensu* Partridge 2006) by Foley *et al.* (2022).

**Remarks**

Although originally established on the basis of cranial remains (see Kear & Lee 2006), several articulated skulls and shells have since been discovered (Kear 2016) and are currently under study by BPK.

ARCHOSAUIROMORPHA von Huene, 1946

CROCOPODA Ezcurra, 2016

**Tasmaniosaurus** Camp & Banks, 1978

**Type species**

*Tasmaniosaurus triassicus* Camp & Banks, 1978.

**Tasmaniosaurus triassicus** Camp & Banks, 1978

1972, *Chasmatosaurus* sp. Warren, p. 281.

1978, *Tasmaniosaurus triassicus* Camp & Banks, p. 151.

**Holotype**

UTGD 54655, disarticulated skull (Fig. 6A), mandible and teeth, vertebrae, ribs, pectoral girdle and hind limb elements.

**Type locality, unit and age**

'Upper level' within the Crisp and Gunn's Brick Pit, western end of Arthur Street in suburban Hobart, Tasmania, Australia; Knocklofty Formation (Tasmanian Basin) correlated with Induan to lower Olenekian (Lower Triassic) vertebrate assemblages by Ezcurra (2014).

**Remarks**

Although initially (Banks 1962, Cosgriff 1969, Warren 1972) considered a close relative or possible congeneric species of *Chasmatosaurus vanhoepeni* Haughton, 1924 (= *Proterosuchus fergusi* Broom, 1903b; Ezcurra & Butler 2015), Camp & Banks (1978) and Thulborn (1986a) both recognized *Tasmaniosaurus triassicus* as a distinct taxon within Proterosuchidae. By contrast, Ezcurra *et al.* (2013) found insufficient evidence to classify *T. triassicus* beyond Archosauromorpha (Ezcurra 2014), with a phylogenetic placement as the sister to Archosauriformes (Ezcurra 2016).

PROLACERTIDAE Parrington, 1935

**Kadimakara** Bartholomai, 1979

**Type species**

*Kadimakara australiensis* Bartholomai, 1979.

**Kadimakara australiensis** Bartholomai, 1979

1979, *Kadimakara australiensis* Bartholomai, p. 226.

**Holotype**


QM F6710, a posterior section of the cranium (Fig. 6C) with part of the right mandibular ramus.

**Type locality, unit and age**

'The Crater' locality (QM L78) near Rolleston in central Queensland, Australia; Arcadia Formation of the Rewan Group (Bowen Basin), correlated with the lower to middle Olenekian (Lower Triassic) upper *Lunatisporites pellucidus* and *Protohaploxypinus samoilovichii* palynomorph zones (Metcalfe *et al.* 2015, Mays *et al.* 2020).

**Remarks**

*Kadimakara australiensis* (Fig. 6B) was initially described as a prolacertid by Bartholomai (1979), and has even been synonymized with *Prolacerta broomi* Parrington, 1935 (Borsuk-Bialynicka & Evans 2009, Evans & Jones 2010). However, recent phylogenetic analyses have reaffirmed the taxonomic distinctness of *K. australiensis* as a close relative of *P. broomi* (Ezcurra 2016, Spiekman 2018), with Prolacertidae constituting the most basal clade within Crocospoda (Spiekman *et al.* 2021).



**Fig. 6.** Australian Mesozoic non-ornithodiran archosauromorphs. **A**, *Tasmaniosaurus triassicus* (UTGD 54655; holotype [part]) left maxilla (below) and natural mould (above). Scale = 1 cm. **B**, *Kadimakara australiensis* (QM F6676; referred specimen) partial skull and mandible in left lateral view. Scale = 2 mm. **C**, *Kadimakara australiensis* (QM F6710; holotype) partial skull in dorsal view (anterior is down). Scale = 2 mm. **D**, *Confractosuchus sauroktonos* (AODF 0890; holotype [part]) skull and mandible (in concretion) in left lateral view. Scale = 5 cm. **E**, *Isisfordia molnari* (AM F125553; holotype) partial braincase in dorsal view (anterior is up). Scale = 1 cm. **F**, *Isisfordia selaslophensis* (AM F15818; holotype) right maxilla in ventrolateral view. Scale = 1 cm. **G**, *Isisfordia duncani* (QM F36211; holotype) articulated skeleton. Scale = 10 cm.

ARCHOSAURIFORMES Gauthier, Kluge & Rowe, 1988

*Kalisuchus* Thulborn, 1979

**Type species**

*Kalisuchus rewanensis* Thulborn, 1979.

*Kalisuchus rewanensis* Thulborn, 1979

1979 *Kalisuchus rewanensis* Thulborn, p. 332.

**Holotype**

QM F8998, a left maxilla.

**Type locality, unit and age**

'The Crater' locality (QM L78) near Rolleston in central Queensland, Australia; Arcadia Formation of the Rewan

Group (Bowen Basin), correlated with the lower to middle Olenekian (Lower Triassic) upper *Lunatisporites pellucidus* and *Protohaploxylinus samoilovichii* palynomorph zones (Metcalf *et al.* 2015, Mays *et al.* 2020).

### Remarks

Although initially attributed to Proterosuchidae based on a hypodigm of referred cranial and postcranial elements (Thulborn 1979), Ezcurra (2016) restricted *Kalisuchus rewanensis* to the holotype maxilla (QM F8998) and placed the taxon outside Proterosuchidae within Archosauriformes.

ARCHOSAURIA Cope, 1870

CROCODYLOMORPHA Walker, 1970 (*sensu* Benton & Clark, 1988)

NEOSUCHIA Benton & Clark, 1988 (*sensu* Sereno, Larsson, Sidor & Gado, 2001)

**Confractosuchus** White, Bell, Campione, Sansalone, Brougham, Bevitt, Molnar, Cook, Wroe & Elliott, 2022.

### Type species

*Confractosuchus sauroktonos* White, Bell, Campione, Sansalone, Brougham, Bevitt, Molnar, Cook, Wroe & Elliott, 2022.

**Confractosuchus sauroktonos** White, Bell, Campione, Sansalone, Brougham, Bevitt, Molnar, Cook, Wroe & Elliott, 2022

2022, *Confractosuchus sauroktonos* White, Bell, Campione, Sansalone, Brougham, Bevitt, Molnar, Cook, Wroe & Elliott, p. 284.

### Holotype

AODF 0890, a skull and mandible (Fig. 6D) with articulated vertebral column, osteoderms and disarticulated fore- and hind limb elements.

### Type locality, unit and age

‘Chookie Site’ (AODL 0120) on Elderslie Station near Winton in central-western Queensland, Australia; ‘upper’ Winton Formation of the Manuka Subgroup in the Rolling Downs Group (Eromanga Basin). This correlates approximately (*sensu* Tucker *et al.* 2013) with the mid-Cenomanian–lower Turonian (Upper Cretaceous) *Diconodinium multispinum* Dinocyst Zone (*sensu* Partridge 2006) as recalibrated by Foley *et al.* (2022).

### Remarks

White *et al.* (2022) recovered *Confractosuchus sauroktonos* within Eusuchia as the sister to a clade comprising Susisuchidae and Hylaeochampsidae. Ristevski *et al.* (2023) consistently resolved *C. sauroktonos* as sister to Susisuchidae, albeit outside Eusuchia in some analyses. We follow their conservative approach and do not classify *C. sauroktonos* beyond Neosuchia.

SUSISUCHIDAE Salisbury, Frey, Martill & Buchy, 2003

**Isisfordia** Salisbury, Molnar, Frey & Willis, 2006

### Type species

*Isisfordia duncani* Salisbury, Molnar, Frey & Willis, 2006.

**Isisfordia duncani** Salisbury, Molnar, Frey & Willis, 2006

2006, *Isisfordia duncani* Salisbury, Molnar, Frey & Willis, p. 2440.

### Holotype

QM F36211, an articulated postcranial skeleton lacking only some forelimb elements and the anterior section of the skull and mandible (Fig. 6G).

### Type locality, unit and age

UQL-ISIS-1 locality near Isisford in central-western Queensland, Australia. Syme *et al.* (2016) and Syme & Salisbury (2018) reported that the *ex situ* sandstone concretion containing QM F36211 derived from the ‘lower’ portion of the Winton Formation of the Manuka Subgroup in the Rolling Downs Group (Eromanga Basin). Tucker *et al.* (2013) constrained the maximum depositional age of vertebrate-bearing localities in the Winton Formation at Isisford to the late Albian (Early Cretaceous, 102.2–100.5 Ma) using U-Pb isotope dating of detrital zircons, within the *Phimopollenites pannosus* spore-pollen zone of Helby *et al.* (1987) and the *Dioxya armata* Dinocyst Zone (*sensu* Partridge 2006) as recalibrated by Foley *et al.* (2022).

### Remarks

*Isisfordia duncani* is the most skeletally complete fossil crocodyliform taxon yet known from Australia. The holotype (QM F36211) and paratype specimens, including a second partial skeleton (QM F34642) and skull (QM F44330), collectively elucidate almost all aspects of its osteology. Salisbury *et al.* (2006) identified *Isisfordia duncani* as the earliest-branching member of Eusuchia. Subsequent studies and new material have demonstrated a sister relationship with *Susisuchus anatoceps* Salisbury, Frey, Martill & Buchy, 2003 within Susisuchidae, which is nested either outside (Turner & Pritchard 2015, Montefeltro *et al.* 2019), or within a more inclusive Eusuchia (Leite & Fortier 2018, Martin *et al.* 2020, White *et al.* 2022).

**Isisfordia selaslophensis** (Etheridge, 1917) Hart, 2020.

1917, *Crocodylus* (?*Botosaurus*) *selaslophensis* Etheridge, p. 133.  
1980c, *Crocodylus* (*Bottosaurus*) *selaslophensis* (Etheridge) Molnar, p. 65.

2019, *Isisfordia molnari* Hart, Bell, Smith & Salisbury, p. 4.  
2020, *Isisfordia selaslophensis* (Etheridge) Hart, p. 3.

### Holotype

AM F15818, a right maxillary fragment with intact dentition (Fig. 6F).

### Type locality, unit and age

Unspecified opal field in the Lightning Ridge region of north-western New South Wales, Australia; ‘Finch Clay Facies’ of the Wallangulla Sandstone Member of the Griman Creek Formation in the Rolling Downs Group (Surat Basin). The

maximum depositional age range is early to mid-Cenomanian (Late Cretaceous, 100.2–96.6 Ma: Bell *et al.* 2019b).

### Remarks

*Isisfordia selaslophensis* represents the earliest recognized Mesozoic crocodyliform documented from Australia (see Etheridge 1917). The holotype AM F15818 was initially identified as a dentary by Etheridge (1917), who bestowed the name ‘*Crocodylus* (?*Botosaurus*)’ *selaslophensis*. Molnar (1980c) corrected this misspelling to ‘*Crocodylus* (*Bottosaurus*)’ *selaslophensis*, and also noted that AM F15818 bore no morphological resemblance to either of these genera. Hart *et al.* (2019) reinterpreted AM F15818 as part of a maxilla and listed the taxon as a *nomen dubium*. However, Hart (2020) subsequently revived the new combination *Isisfordia selaslophensis* with Hart *et al.* (2021) attributing additional cranial and postcranial elements from the Wallangulla Sandstone Member to *Isisfordia* cf. *I. selaslophensis*.

**Isisfordia molnari** Hart, Bell, Smith & Salisbury, 2019

2019, *Isisfordia molnari* Hart, Bell, Smith & Salisbury, p. 4.

### Holotype

AM F125553, a partial cranium incorporating components of the skull roof and braincase (Fig. 6E).

### Type locality, unit and age

Coocoran Opal Fields, west of Lightning Ridge in northwestern New South Wales, Australia; ‘Finch Clay Facies’ of the Wallangulla Sandstone Member of the Griman Creek Formation in the Rolling Downs Group (Surat Basin). The maximum depositional age range is early to mid-Cenomanian (Late Cretaceous, 100.2–96.6 Ma: Bell *et al.* 2019b).

### Remarks

Hart (2020) and Hart *et al.* (2021) considered *Isisfordia molnari* to be a probable junior subjective synonym of *Isisfordia selaslophensis*. However, we follow Hart (2020) in retaining *I. molnari* as a distinct species because there are currently no anatomically overlapping specimens with which to test this synonymy.

ORNITHODIRA Gauthier, 1986

PTEROSAURIA Kaup, 1834

PTERODACTYLOIDEA Plieninger, 1901

ORNITHOCHEIROIDEA Seeley, 1870 (*sensu* Bennett, 1994)

PTERANODONTOIDEA Marsh, 1876 (*sensu* Kellner, 2003)

LANCEODONTIA Andres, Clark & Xu, 2014

ORNITHOCHEIRAE Seeley, 1870 (*sensu* Andres, Clark & Xu, 2014)

TARGARYENDRACONIA Pêgas, Holgado and Leal, 2021

**Aussiedraco** Kellner, Rodrigues & Costa, 2011

### Type species

*Aussiedraco molnari* Kellner, Rodrigues & Costa, 2011.

**Aussiedraco molnari** Kellner, Rodrigues & Costa, 2011

1980, aff. *Ornithocheirus* Molnar & Thulborn, p. 363.

2000, *Anhanguera? cuvieri* Unwin, Lü & Bakhurina, p. 189.

2007, aff. *Lonchodectes* sp. Molnar & Thulborn, p. 469.

2011, *Aussiedraco molnari* Kellner, Rodrigues & Costa, p. 302.

### Holotype

QM F10613, the symphyseal section of a mandible (Fig. 7A).

### Type locality, unit and age

Hamilton River channel on Warra Station near Boulia in western Queensland, Australia; Toolebuc Formation of the Wilgunya Subgroup in the Rolling Downs Group (Eromanga Basin), correlated with the upper Albian (Lower Cretaceous) *Canningopsis denticulata* and lower *Endoceratium ludbrookae* dinocyst zones (*sensu* Partridge 2006) by Foley *et al.* (2022).

### Remarks

QM F10613 was one of the first pterosaur fossils reported from Australia (Molnar & Thulborn 1980). The specimen was initially designated aff. *Ornithocheirus* (Molnar & Thulborn 1980), but subsequently transferred to *Anhanguera?cuvieri* (Unwin *et al.* 2000, Barrett *et al.* 2008), considered similar to *Anhanguera* (Kear *et al.* 2010), or reclassified as aff. *Lonchodectes* sp. (Molnar & Thulborn 2007). Kellner *et al.* (2010) alternatively established *Aussiedraco molnari* with possible affinity to Anhangueridae, or Pteranodontoidea (see Kellner *et al.* 2011). Recent phylogenetic analyses have otherwise placed the taxon within Targaryendraconidae (Pêgas *et al.* 2021, Pentland *et al.* 2022b).

ANHANGUERIA Rodrigues & Kellner, 2013

TROPEOGNATHINAE Holgado & Pêgas, 2020

**Mythunga** Molnar & Thulborn, 2007

### Type species

*Mythunga camara* Molnar & Thulborn, 2007.

**Mythunga camara** Molnar & Thulborn, 2007

1998, cf. *Anhanguera* Long, p. 155.

2007, *Mythunga camara* Molnar & Thulborn, p. 462.

### Holotype

QM F18896, an incomplete section of the maxillary and mandibular rostra (Fig. 7B).

### Type locality, unit and age

Unspecified locality on Dunluce Station near Hughenden in central-northern Queensland, Australia; Toolebuc Formation of the Wilgunya Subgroup in the Rolling Downs Group (Eromanga Basin), correlated with the upper Albian (Lower Cretaceous) *Canningopsis denticulata* and lower *Endoceratium ludbrookae* dinocyst zones (*sensu* Partridge 2006) by Foley *et al.* (2022).



**Fig. 7.** Australian Mesozoic pterosaurs. A, *Aussiedraco molnari* (QM F10613; holotype) mandible in dorsal view. Scale = 1 cm. B, *Mythunga camara* (QM F18896; holotype) partial skull and mandible in left lateral view. Scale = 5 cm. C, *Thapunngaka shawi* (KK F494; holotype) mandible in left lateral view. Scale = 5 cm. D, *Ferrodraco lentoni* (AODF 0876; holotype [part]) partial skull and mandible in left lateral view. Scale = 5 cm.

### Remarks

*Mythunga camara* was originally interpreted as a short-snouted archaeoptero-dactyloid (Molnar & Thulborn 2007); however, subsequent studies recognized that the anterior end of the rostrum was incomplete (Fletcher & Salisbury 2010, Kellner *et al.* 2010), and suggested alternative affinity

with Ornithocheiridae or Anhangueridae (Kear *et al.* 2010, Pentland & Poropat 2023). Phylogenetic analyses have placed *M. camara* within Anhangueria (Pentland & Poropat 2019), Ornithocheirinae (Pentland *et al.* 2019), Tropeognathinae (Holgado & Pêgas 2020, Pentland *et al.* 2022b), and Ornithocheiridae or Tropeognathinae as a



monophyletic polytomy of Australian taxa (Richards *et al.* 2021, Xu *et al.* 2022).

**Ferrodraco** Pentland, Poropat, Tischler, Sloan, Elliott, Elliott, Elliott & Elliott, 2019

#### Type species

*Ferrodraco lentoni* Pentland, Poropat, Tischler, Sloan, Elliott, Elliott, Elliott & Elliott, 2019.

**Ferrodraco lentoni** Pentland, Poropat, Tischler, Sloan, Elliott, Elliott, Elliott & Elliott, 2019

2019, *Ferrodraco lentoni* Pentland, Poropat, Tischler, Sloan, Elliott, Elliott, Elliott & Elliott, p. 2.

#### Holotype

AODF 0876, rostral section of the skull and dentaries (Fig. 7D) with associated teeth, cervical vertebrae, and incomplete left and right forelimbs.

#### Type locality, unit and age

'Pterosaur Site' (AODL 245) on Belmont Station northeast of Winton in central-western Queensland, Australia; 'upper' Winton Formation of the Manuka Subgroup in the Rolling Downs Group (Eromanga Basin). This correlates approximately (*sensu* Tucker *et al.* 2013) with the mid-Cenomanian–lower Turonian (Upper Cretaceous) *Diconodinium multispinum* Dinocyst Zone (*sensu* Partridge 2006) as recalibrated by Foley *et al.* (2022).

#### Remarks

AODF 0876 constitutes the most complete pterosaur skeleton documented from Australia to date (Pentland *et al.* 2019). *Ferrodraco lentoni* was originally classified within Ornithocheirinae (*sensu* Andres *et al.* 2014) as the sister to *Mythunga camara* (Pentland *et al.* 2019). However, Holgado & Pêgas (2020) moved these taxa to Tropeognathinae, with subsequent phylogenies producing comparable placements (Richards *et al.* 2021, Pentland *et al.* 2022b).

**Thapunngaka** Richards, Stumkat & Salisbury, 2021

#### Type species

*Thapunngaka shawi* Richards, Stumkat & Salisbury, 2021.

**Thapunngaka shawi** Richards, Stumkat & Salisbury, 2021

2021, *Thapunngaka shawi* Richards, Stumkat & Salisbury, p. 4.

#### Holotype

KK F494, incomplete dentary section of the mandible (Fig. 7C).

#### Type locality, unit and age

'Free Fossil Hunting Site 1', ~12 km northwest of Richmond in central-northern Queensland, Australia; Toolebuc Formation of the Wilgunya Subgroup in the Rolling Downs Group (Eromanga Basin), correlated with the upper Albian (Lower Cretaceous) *Canningopsis denticulata* and lower

*Endoceratium ludbrookae* dinocyst zones (*sensu* Partridge 2006) by Foley *et al.* (2022).

#### Remarks

Richards *et al.* (2021) placed *Thapunngaka shawi* within Tropeognathinae to form a monophyletic polytomy with *Mythunga camara* and *Ferrodraco lentoni*.

DINOSAURIA Owen, 1842

SAURISCHIA Seeley, 1887

SAUROPODOMORPHA von Huene, 1932

SAUROPODA Marsh, 1878

GRAVISAURIA Allain & Aquesbi, 2008

**Rhoetosaurus** Longman, 1926

#### Type species

*Rhoetosaurus brownei* Longman, 1926.

**Rhoetosaurus brownei** Longman, 1926

1926, *Rhoetosaurus brownei* Longman, p. 185.

#### Holotype

QM F1659, incomplete postcranial skeleton comprising cervical and dorsal vertebrae, dorsal ribs, sacral and caudal vertebrae with haemal arches, a complete pelvic girdle and right hind limb (Fig. 8A).

#### Type locality, unit and age

Recovered from a shallow gully draining into the south side of Eurombah Creek on Talooka Station (originally part of Durham Downs Station) near Roma in southwestern Queensland, Australia; Walloon Coal Measures of the Injune Creek Group (Surat Basin), constrained with a mid-Oxfordian (Late Jurassic) maximum depositional age of  $162.6 \pm 1.1$  Ma by Todd *et al.* (2019).

#### Remarks

Longman (1926, 1927a) considered *Rhoetosaurus brownei* to be a close relative of *Cetiosaurus oxoniensis* Phillips, 1871, and the taxon was placed within Cetiosauridae (Huene 1932), or Cetiosaurinae within Camarasauridae (Steel 1970). McIntosh (1990) otherwise re-classified *R. brownei* within the subfamily Shunosaurinae of Cetiosauridae. Although Upchurch (1995) limited his assignment to Neosauropoda, the potential affinity of *R. brownei* with *Shunosaurus lii* Dong, Zhou & Zhang, 1983 (Dong 1988, Dong *et al.* 1989) has even led to speculation that *R. brownei* may have similarly possessed a tail club (Long & Buffetaut 2001). More recent reassessments by Nair & Salisbury (2012) and Jannel *et al.* (2019) documented additional pedal remains discovered at the type locality relocated in the 1970s (Thulborn 1985). Their phylogenetic analyses also resolved *R. brownei* within Gravisauria as the sister to Eusauropoda (Nair & Salisbury 2012, Jannel *et al.* 2019). Given the revised Oxfordian age (Todd *et al.* 2019), this distinguishes *R. brownei* as the latest-surviving non-eusauropodan sauropod.

EUSAUROPODA Upchurch, 1995

NEUSAUROPODA Bonaparte, 1986



**Fig. 8.** Australian Mesozoic sauropod dinosaurs. A, *Rhoetosaurus brownei* (QM F1659; holotype [part]) right crus and pes in anterodorsal view. Scale = 20 cm. B, *Austrosaurus mckillopi* (QM F2316; holotype [part]) presacral vertebral series in left lateral view. Scale = 20 cm. C, *Wintonotitan watsi* (QM F7292; holotype [part]) left scapula in lateral view. Scale = 20 cm. D, *Savannasaurus elliotorum* (AODF 0660; holotype [part]) dorsal vertebrae II–V and VII–X in left lateral view (V and IX–X mirrored). Scale bar = 20 cm. E, *Diamantinasaurus matildae* (AODF 0603; holotype [part]) right femur in posterior view. Scale = 20 cm. F, *Diamantinasaurus matildae* (AODF 0836; referred specimen [part]) braincase in posterior view. Scale = 10 cm. Image: G, *Diamantinasaurus matildae* (AODF 0663; referred juvenile specimen [part]) anterior dorsal vertebra in anterior view. Scale = 5 cm. H, *Australotitan cooperensis* (3D digital rendering of EMF 102; holotype [part]) right femur in posterior view (modified from Hocknull *et al.* 2021). Scale = 20 cm.

MACRONARIA Wilson & Sereno, 1998  
 TITANOSAURIFORMES Salgado, Coria & Calvo, 1997  
 SOMPHOSPONDYLI Wilson & Sereno, 1998  
**Austrosaurus** Longman, 1933

#### Type species

*Austrosaurus mckillopi* Longman, 1933

**Austrosaurus mckillopi** Longman, 1933

1933, *Austrosaurus mckillopi* Longman, p. 132.

#### Holotype

QM F2316, a posterior cervical and anterior dorsal vertebrae (Fig. 8B); KK F1020, dorsal ribs.

#### Type locality, unit and age

Southwest corner of Whitewood Paddock on Clutha Station, ~55 km northwest of Maxwelton (~77 km northwest of Richmond) in northwestern Queensland, Australia (see Poropat *et al.* 2017). Poropat *et al.* (2017) identified the type unit based on outcrop area as the Allaru Mudstone of the Wilgunya Subgroup in the Rolling Downs Group (Eromanga Basin); correlated with the upper Albian (Lower Cretaceous) *Endoceratium ludbrookae* Dinocyst Zone (*sensu* Partridge 2006) by Foley *et al.* (2022).

#### Remarks

*Austrosaurus mckillopi* was originally assigned to Cetiosauridae, but recognized as being more derived than *Rhoetosaurus brownei* by Longman (1933). Steel (1970) subsequently listed *A. mckillopi* as *Sauropoda incertae sedis*, despite the referral of additional material to *Austrosaurus* sp. (Coombs & Molnar 1981). Molnar (2001b) restricted *A. mckillopi* to the holotype (QM F2316) and assigned the taxon to Titanosauria (see also Molnar & Salisbury 2005). This conclusion was supported by the phylogenetic analyses of Upchurch *et al.* (2004), although their character scores comprised a chimaera of referred specimens (Mannion *et al.* 2013; Poropat *et al.* 2015a). *Austrosaurus mckillopi* has since been regarded as a *nomen dubium* (Hocknull *et al.* 2009, Mannion & Calvo 2011, Mannion *et al.* 2013, Poropat *et al.* 2015a), an indeterminate titanosauriform (Agnolin *et al.* 2010), or even a non-titanosauriform sauropod (Molnar 2011b). However, a reappraisal of the QM F2316 and KK F1020 type material has reasserted the validity of *A. mckillopi* and its placement within Somphospondyli, basal to Titanosauria (Poropat *et al.* 2017).

**Wintonotitan** Hocknull, White, Tischler, Cook, Calleja, Sloan & Elliott, 2009

#### Type species

*Wintonotitan watti* Hocknull, White, Tischler, Cook, Calleja, Sloan & Elliott, 2009

**Wintonotitan watti** Hocknull, White, Tischler, Cook, Calleja, Sloan & Elliott, 2009

1981, *Austrosaurus* sp. Coombs & Molnar, p. 351.

2001b, Titanosauriformes indet. Molnar, p. 143.

2005, Titanosauria indet. Molnar & Salisbury, p. 463.

2009, *Wintonotitan watti* Hocknull, White, Tischler, Cook, Calleja, Sloan & Elliott, p. 15.

#### Holotype

QM F7292, fragmentary postcranial skeleton preserving dorsal vertebrae and ribs, caudal vertebrae, haemal arches, the left scapula (Fig. 8C), partial forelimbs, left ilium, and left ischium.

#### Type locality, unit and age

'Triangle Paddock Site' (QM L313) on Elderslie Station near Winton in central-western Queensland, Australia; Cenomanian (Upper Cretaceous) strata within the Winton Formation of the Manuka Subgroup in the Rolling Downs Group (Eromanga Basin). This broadly correlates with the recalibrated upper *Dioxya armata*, *Xenascus asperus* and lower *Diconodinium multispinum* dinocyst zones (*sensu* Partridge 2006) of Foley *et al.* (2022).

#### Remarks

*Wintonotitan watti* was originally described as *Austrosaurus* sp. (Coombs & Molnar 1981) and attributed to Cetiosaurinae. The material was later evaluated by Molnar (2001b) and Molnar & Salisbury (2005), who regarded it a titanosaurian based on comparisons of character states from Wilson (2002). This was supported by the phylogeny of Upchurch *et al.* (2004), which placed *W. watti* (as '*Austrosaurus*') within Titanosauria. *Wintonotitan watti* has since been resolved as a basally divergent somphospondylan (Hocknull *et al.* 2009, Carballido *et al.* 2011, Carballido *et al.* 2012, D'Emic 2012, Carballido & Sander 2014, Poropat *et al.* 2015a, Poropat *et al.* 2016, Poropat *et al.* 2021a, Poropat *et al.* 2023); however, Hocknull *et al.* (2021) alternatively classified *W. watti* within Diamantinasauria, implying the possible presence of a single sauropod clade within the Winton Formation assemblages (Poropat *et al.* 2022).

TITANOSAURIA Bonaparte & Coria, 1993

DIAMANTINASAURIA Poropat, Kunderát, Mannion, Upchurch, Tischler & Elliott, 2021a

**Diamantinasaurus** Hocknull, White, Tischler, Cook, Calleja, Sloan & Elliott, 2009

#### Type species

*Diamantinasaurus matildae* Hocknull, White, Tischler, Cook, Calleja, Sloan & Elliott, 2009

**Diamantinasaurus matildae** Hocknull, White, Tischler, Cook, Calleja, Sloan & Elliott, 2009

2009, *Diamantinasaurus matildae* Hocknull, White, Tischler, Cook, Calleja, Sloan & Elliott, p. 3.

#### Holotype

AODF 0603, an incomplete skeleton including part of the dentary, a tooth, cervical and dorsal ribs, dorsal vertebrae, the sacrum, partial pectoral girdles, nearly complete right and left forelimbs, the pelvic girdle and right hind limb lacking the pes (Fig. 8E).

### Type locality, unit and age

'Matilda Site' (AODL 0085) on Elderslie Station near Winton in central-western Queensland, Australia; 'upper' Winton Formation of the Manuka Subgroup in the Rolling Downs Group (Eromanga Basin). This correlates approximately (*sensu* Tucker *et al.* 2013) with the mid-Cenomanian–lower Turonian (Upper Cretaceous) *Diconodinium multispinum* Dinocyst Zone (*sensu* Partridge 2006) as recalibrated by Foley *et al.* (2022).

### Remarks

Hocknull *et al.* (2009), Mannion *et al.* (2013), and Poropat *et al.* (2015b) classified *Diamantinasaurus matildae* as a derived titanosaurian within Lithostrotia. However, subsequent phylogenies have advocated a revised position closer to the base of Titanosauria (Poropat *et al.* 2016). Other studies have also consistently resolved Diamantinasauria (Mannion *et al.* 2017, González Riga *et al.* 2018, Mannion *et al.* 2019, Hocknull *et al.* 2021) as an early diverging titanosaurian lineage (Poropat *et al.* 2021a, Poropat *et al.* 2023). We expect that further preparation of AODF 0603 (Poropat *et al.* 2022) and description of new *D. matildae* specimens (e.g., Poropat *et al.* 2022; Rigby *et al.* 2022; Poropat *et al.* 2023; Fig. 8F, G) by SFP will refine the phylogenetic placement of this taxon.

**Savannasaurus** Poropat, Mannion, Upchurch, Hocknull, Kear, Kundrát, Sloan, Sinapius, Elliott & Elliott, 2016

### Type species

*Savannasaurus elliottorum* Poropat, Mannion, Upchurch, Hocknull, Kear, Kundrát, Sloan, Sinapius, Elliott & Elliott, 2016

**Savannasaurus elliottorum** Poropat, Mannion, Upchurch, Hocknull, Kear, Kundrát, Sloan, Sinapius, Elliott & Elliott, 2016

2016, *Savannasaurus elliottorum* Poropat, Mannion, Upchurch, Hocknull, Kear, Kundrát, Sloan, Sinapius, Elliott & Elliott, p. 3.

### Holotype

AODF 0660, an incomplete postcranial skeleton comprising presacral (Fig. 8D), sacral and caudal vertebrae, a coracoid, forelimb bones, the pelvic girdle and pedal elements.

### Type locality, unit and age

'Ho-Hum Site' (AODL 0082) on Belmont Station, northeast of Winton in central-western Queensland, Australia; 'upper' Winton Formation of the Manuka Subgroup in the Rolling Downs Group (Eromanga Basin). This correlates approximately (*sensu* Tucker *et al.* 2013) with the mid-Cenomanian–lower Turonian (Upper Cretaceous) *Diconodinium multispinum* Dinocyst Zone (*sensu* Partridge 2006) as recalibrated by Foley *et al.* (2022).

### Remarks

Poropat *et al.* (2016) placed *Savannasaurus elliottorum* as the sister to *Diamantinasaurus matildae*. Consistent

resolution of these taxa (Mannion *et al.* 2017, González Riga *et al.* 2018, Mannion *et al.* 2019, Hocknull *et al.* 2021) with the approximately coeval *Sarmientosaurus musacchioi* Martínez, Lamanna, Novas, Ridgely, Casal, Martínez, Vita & Witmer, 2016 from the Cenomanian–Turonian Bajo Barreal Formation of Argentina has led to the establishment of Diamantinasauria (Poropat *et al.* 2021a); this clade is topologically mobile (Carballido *et al.* 2022), but clearly represents a basally divergent titanosaurian lineage (Poropat *et al.* 2020b, Poropat *et al.* 2021a, Poropat *et al.* 2023).

**Australotitan** Hocknull, Wilkinson, Lawrence, Konstantinov, Mackenzie & Mackenzie, 2021

### Type species

*Australotitan cooperensis* Hocknull, Wilkinson, Lawrence, Konstantinov, Mackenzie & Mackenzie, 2021.

**Australotitan cooperensis** Hocknull, Wilkinson, Lawrence, Konstantinov, Mackenzie & Mackenzie, 2021

2021, *Australotitan cooperensis* Hocknull, Wilkinson, Lawrence, Konstantinov, Mackenzie & Mackenzie, p. 38.

### Holotype

EMF 102, a fragmentary skeleton including the left scapula, right and left humeri, right ulna, right and left pubes, right and left ischia and right (Fig. 8H) and left femora.

### Type locality, unit and age

EML 011(a) locality on Plevna Downs Station, west of Eromanga in southwestern Queensland, Australia; 'upper' Winton Formation of the Manuka Subgroup in the Rolling Downs Group (Eromanga Basin). This correlates approximately (*sensu* Tucker *et al.* 2013) with the mid-Cenomanian–lower Turonian (Upper Cretaceous) *Diconodinium multispinum* Dinocyst Zone (*sensu* Partridge 2006) as recalibrated by Foley *et al.* (2022).

### Remarks

Hocknull *et al.* (2021) resolved *Australotitan cooperensis* within Diamantinasauria, together with *Diamantinasaurus matildae*, *Savannasaurus elliottorum* and (in some analyses excluding selected taxa and characters) *Wintonotitan watti*. Other phylogenies have not yet evaluated this placement (e.g., Poropat *et al.* 2023), thus we retain the Hocknull *et al.* (2021) classification herein.

THEROPODA Marsh, 1881

**Theropoda incertae sedis**

1932, *Walgettosuchus woodwardi* von Huene, p. 69.

### Remarks

von Huene (1932) erected *Walgettosuchus woodwardi* on the basis of an isolated caudal centrum (Smith Woodward 1910). This specimen (NHMUK R3717; Fig. 9A) cannot be diagnosed beyond Theropoda. Consequently, we designate *W. woodwardi* a *nomen dubium* following Agnolin *et al.* (2010).

**Kakuru** Molnar & Pledge, 1980



**Fig. 9.** Australian Mesozoic theropod and thyreophoran dinosaurs. A, Theropoda incertae sedis (NHMUK PV R3717; holotype of *Walgettosuchus woodwardi*) distal caudal vertebra in left lateral view. Scale = 1 cm. B, *Kakuru kujani* (SAMA P17926; holotype) left tibia in anterior view. Scale = 2 cm. C, *Ozraptor subotaii* (UWA 82469; holotype) distal left tibia in anterior view. Scale = 2 cm. D, *Rapator ornitholestoides* (NHMUK PV R3718; holotype) left metacarpal I in dorsal view. Scale = 1 cm. E, *Timimus hermani* (NMV P186303; holotype) left femur in posterior view. Scale = 5 cm. F, *Australovenator wintonensis* holotype left manus (AODF 0604; holotype [part], incorporating right carpal elements, right metacarpal II, and right phalanges I-2, II-3, and III-3-4 [not mirrored]) in palmomedial view. Scale = 5 cm. G, *Nanantius eos* (QM F12992; holotype) left tibiotarsus in posterior view. Scale = 5 mm. H, *Minmi paravertebra* (QM F10329; holotype [part]) left pes in plantar view. Scale = 2 cm. I, *Kunbarrasaurus ieverisi* (QM F18101; holotype) skeleton in dorsal view. Scale = 20 cm.

**Type species**

*Kakuru kujani* Molnar & Pledge, 1980.

**Kakuru kujani** Molnar & Pledge, 1980

1980, *Kakuru kujani* Molnar & Pledge, p. 281.

**Holotype**

SAMA P17926, an incomplete left tibia (Fig. 9B).

**Type locality, unit and age**

Unknown opal field near Andamooka, west of Lake Torrens in northeastern South Australia, Australia. The Andamooka opal-bearing strata form part of the Bulldog Shale in the Marree Subgroup of the Rolling Downs Group (Eromanga Basin); upper Aptian (Lower Cretaceous) based on bivalves (Ludbrook 1966) and the age-diagnostic belemnite *Peratobelus* (Henderson *et al.* 2000, Williamson 2006). This correlates with the *Muderongia australis* and lower *Odontochitina operculata* dinocyst zones (*sensu* Partridge 2006) as recognized by Krieg & Rogers (1995) and Alexander & Sansome (1996), and recalibrated by Foley *et al.* (2022).

**Remarks**

*Kakuru kujani* has been interpreted as a coelurosaurian, an abelisauroid, an indeterminate averostran or tetanuran theropod (Rauhut 2005, Agnolin *et al.* 2010, Barrett *et al.* 2010a, Rauhut 2012). We consider the taxon to be valid and most feasibly referable to *Averostra* (*sensu* Agnolin *et al.* 2010, Barrett *et al.* 2010a, Brougham *et al.* 2019).

**Ozraptor** Long & Molnar, 1998

**Type species**

*Ozraptor subotaii* Long & Molnar 1998.

**Ozraptor subotaii** Long & Molnar 1998

1998, *Ozraptor subotaii* Long & Molnar, p. 124.

**Holotype**

UWA 82469, an incomplete distal left tibia (Fig. 9C).

**Type locality, unit and age**

Bringo Railway Cutting, ~24 km east of Geraldton in south-central coastal Western Australia. UWA 82469 reportedly derived from the Colalura Sandstone, which represents the stratigraphically basalmost unit within the Champion Bay Group (Long & Molnar 1998). Mory *et al.* (2005) listed the overlying Newmarracarra Limestone as corresponding to the lower Bajocian (Middle Jurassic) *ovalis/laeviscula* ammonite zones (see Hall 1989), although Turner *et al.* (2009) indicated an extension of the lower Champion Bay Group into the Aalenian.

**Remarks**

Long & Molnar (1998) interpreted *Ozraptor subotaii* as an indeterminate theropod, although Rauhut (2005) suggested attribution to *Abelisauroidea* (as did Agnolin *et al.* 2010), and later as a valid theropod taxon of uncertain affinity (Rauhut 2012, Brougham *et al.* 2020).

COELUROSAURIA von Huene, 1914

MEGARAPTORIDAE Novas, Agnolin, Ezcurra, Porfiri and Canale, 2013

**Rapator** von Huene, 1932

**Type species**

*Rapator ornitholestoides* von Huene, 1932.

**Rapator ornitholestoides** von Huene, 1932

1932, *Rapator ornitholestoides* von Huene, p. 70.

**Holotype**

NHMUK PV R3718, a left metacarpal I (Fig. 9D).

**Type locality, unit and age**

Unspecified opal field in the Lightning Ridge region of north-western New South Wales, Australia; ‘Finch Clay Facies’ of the Wallangulla Sandstone Member of the Griman Creek Formation in the Rolling Downs Group (Surat Basin). The maximum depositional age range is early to mid-Cenomanian (Late Cretaceous, 100.2–96.6 Ma; Bell *et al.* 2019b).

**Remarks**

*Rapator ornitholestoides* was interpreted as a possible megaraptoran (Hocknull *et al.* 2009, Agnolin *et al.* 2010, White *et al.* 2013a), but the lack of autapomorphies has left its taxonomic validity in doubt (Agnolin *et al.* 2010, Bell *et al.* 2016).

**Australovenator** Hocknull, White, Tischler, Cook, Calleja, Sloan & Elliott, 2009

**Type species**

*Australovenator wintonensis* Hocknull, White, Tischler, Cook, Calleja, Sloan & Elliott, 2009.

**Australovenator wintonensis** Hocknull, White, Tischler, Cook, Calleja, Sloan & Elliott, 2009

2009, *Australovenator wintonensis* Hocknull, White, Tischler, Cook, Calleja, Sloan & Elliott, p. 25.

**Holotype**

AODF 0604, a fragmentary skeleton including both dentaries, ribs, and almost complete fore- (Fig. 9F) and hind limbs.

**Type locality, unit and age**

‘Matilda Site’ (AODL 0085) on Elderslie Station near Winton in central-western Queensland, Australia; ‘upper’ Winton Formation of the Manuka Subgroup in the Rolling Downs Group (Eromanga Basin). This correlates approximately (*sensu* Tucker *et al.* 2013) with the mid-Cenomanian–lower Turonian (Upper Cretaceous) *Diconodinium multispinum* Dinocyst Zone (*sensu* Partridge 2006) as recalibrated by Foley *et al.* (2022).

**Remarks**

AODF 0604 is the most complete non-avian theropod dinosaur skeleton from Australia (White *et al.* 2012, White *et al.* 2013b, White *et al.* 2015b, White *et al.* 2015a, White *et al.* 2016,

White *et al.* 2020). *Australovenator wintonensis* was initially recovered as the sister to Carcharodontosauridae (Hocknull *et al.* 2009), but Benson *et al.* (2010a) placed the taxon within Megaraptora. Novas *et al.* (2013) later erected Megaraptoridae to include *A. wintonensis* and other Gondwanan megaraptorans. Megaraptora has been nested amongst allosauroids with Carcharodontosauridae, or amongst coelurosaurians either within (see Delcourt & Grillo 2018, Lamanna *et al.* 2020, Naish and Cau 2022), or outside of Tyrannosauroida (Porfiri *et al.* 2018, Lamanna *et al.* 2020). *Australovenator wintonensis* might indicate an Australian origin for Megaraptoridae (Bell *et al.* 2016, Poropat *et al.* 2019).

TYRANNOSAUROIDEA Walker, 1964

**Timimus** Rich & Vickers-Rich, 1994

### Type species

*Timimus hermani* Rich & Vickers-Rich, 1994.

**Timimus hermani** Rich & Vickers-Rich, 1994

1994, *Timimus hermani* Rich & Vickers-Rich, p. 130.

### Holotype

NMV P186303, a left femur (Fig. 9E).

### Type locality, unit and age

'Dinosaur Cove East' locality at Dinosaur Cove near Glenaire, west of Cape Otway on the southwestern coast of Victoria, Australia. Wagstaff *et al.* (2020) correlated strata at this locality with the Eumeralla Formation of the Otway Group (Otway Basin); lower Albian (Lower Cretaceous) *Crybelosporites striatus* Spore-pollen Zone.

### Remarks

*Timimus hermani* was originally identified as an ornithomimid by Rich & Vickers-Rich (1994). Bonaparte (1999) otherwise suggested a close relationship with Unenlagiinae within Dromaeosauridae, but Agnolin *et al.* (2010) listed the taxon as a *nomen dubium*. Benson *et al.* (2012) attributed *T. hermani* to Tyrannosauroida, with Delcourt & Grillo (2018) further classifying the taxon as an early diverging member of Pantyrannosauria.

AVIALAE Gauthier, 1986

ENANTIORNITHES Walker, 1981

**Nanantius** Molnar, 1986

### Type species

*Nanantius eos* Molnar, 1986.

**Nanantius eos** Molnar, 1986

1986, *Nanantius eos* Molnar, p. 737.

### Holotype

QM F12992, a left tibiotarsus (Fig. 9G).

### Type locality, unit and age

East bank of the Hamilton River on Warra Station, near the Hamilton Hotel ruins, ~80 km east of Boulia in western

Queensland, Australia; Toolebuc Formation of the Wilgunya Subgroup in the Rolling Downs Group (Eromanga Basin), correlated with the upper Albian (Lower Cretaceous) *Canningopsis denticulata* and lower *Endoceratium ludbrookae* dinocyst zones (*sensu* Partridge 2006) by Foley *et al.* (2022).

### Remarks

*Nanantius eos* is the only named Mesozoic avialan taxon from Australia, and is unambiguously grouped within Enantiornithes (Molnar 1986, Kurochkin & Molnar 1997, Worthy & Nguyen 2020). Additional referred material (Kurochkin & Molnar 1997, Kear *et al.* 2003) includes the proximal end of a tibiotarsus (QM F31813) that is morphologically distinct from QM F12992 and has been identified as *Nanantius* sp. (Kurochkin & Molnar 1997).

ORNITHISCHIA Seeley, 1887

**Ornithischia incertae sedis**

2003b, *Serendipaceratops arthurclarkei* Rich & Vickers-Rich, p. 2.

2010, Genasauria indet. Agnolin *et al.*, p. 262.

### Remarks

The holotype of *Serendipaceratops arthurclarkei*, NMV P186385, is one of the most controversial dinosaur fossils from Australia. Although initially identified as a neoceratopsian by Rich & Vickers-Rich (1994) and Rich & Vickers-Rich (2003b), Agnolin *et al.* (2010) relegated the taxon to Genasauria indet. Rich *et al.* (2014) alternatively argued that *S. arthurclarkei* was a valid member of Ceratopsia, although Rozadilla *et al.* (2021) cited similarities with Ankylosauria. In light of these uncertainties, and the fragmentary condition of NMV P186385, we treat the taxon as *Ornithischia incertae sedis* until more diagnostic material is recovered.

THYREOPHORA Nopcsa, 1915

EURYPODA Sereno, 1986

ANKYLOSAURIA Osborn, 1923

**Minmi** Molnar, 1980b

### Type species

*Minmi paravertebra* Molnar, 1980b.

**Minmi paravertebra** Molnar, 1980b

1980b, *Minmi paravertebra* Molnar, p. 79.

### Holotype

QM F10329, a fragmentary postcranial skeleton including dorsal vertebrae, ribs, a partial right pes (Fig. 9H), and associated dermal elements.

### Type locality, unit and age

Unnamed locality ~1 km south of Mack Gully north of Roma in southeastern Queensland, Australia; Minmi Member of the Bungil Formation in the Blythesdale Group (Surat Basin). Burger (1980) considered the Minmi Member to be lower Aptian (Lower Cretaceous) based on dinoflagellates and mollusc assemblages, although the base of the

Bungil Formation succession extends into the Hauterivian–Barremian (Cooling *et al.* 2021).

### Remarks

Although undoubtedly an ankylosaurian (Molnar 1980b), *Minmi paravertebra* was treated as a *nomen dubium* by Arbour & Currie (2016). Leahey *et al.* (2015) alternatively retained *M. paravertebra* with most subsequent studies likewise considering the taxon valid (e.g., Bell *et al.* 2018a, Murray *et al.* 2019, Frauenfelder *et al.* 2022).

**Kunbarrasaurus** Leahey, Molnar, Carpenter, Witmer & Salisbury, 2015

### Type species

*Kunbarrasaurus ieveri* Leahey, Molnar, Carpenter, Witmer & Salisbury, 2015.

**Kunbarrasaurus ieveri** Leahey, Molnar, Carpenter, Witmer & Salisbury, 2015

1996b, *Minmi* sp. Molnar, p. 654.

2015, *Kunbarrasaurus ieveri* Leahey, Molnar, Carpenter, Witmer & Salisbury, p. 7.

### Holotype

QM F18101, an articulated skeleton comprising the skull, mandible and intact vertebral column lacking only the distal caudal series, a partial pectoral girdle and left forelimb, the pelvic girdle, proximal hind limbs and intact dermal armour (Fig. 9I).

### Type locality, unit and age

Locality on Marathon Station, ~48 km east of Richmond in northwestern Queensland, Australia. Molnar (1996b) identified the type unit as the Allaru Mudstone of the Wilgunya Subgroup in the Rolling Downs Group (Eromanga Basin); correlated with the upper Albian (Lower Cretaceous) *Endoceratium ludbrookae* Dinocyst Zone (*sensu* Partridge 2006) by Foley *et al.* (2022).

### Remarks

QM F18101 (= the ‘Marathon specimen’) is the most complete non-avian dinosaur skeleton ever recovered from Australia (Molnar 1996b). Although initially assigned to *Minmi* sp. (Molnar 1996b), Arbour & Currie (2016) argued for generic distinction from *Minmi paravertebra* (QM F10329), with Leahey *et al.* (2015) erecting *Kunbarrasaurus ieveri* as an early diverging ankylosaurid (Hill *et al.* 2003, Vickaryous *et al.* 2004). *Kunbarrasaurus ieveri* has since been placed at the base of Ankylosauria (Thompson *et al.* 2012, Arbour & Currie 2016, Soto-Acuña *et al.* 2021, Frauenfelder *et al.* 2022, Rigueti *et al.* 2022) within the Gondwanan ankylosaurian clade Parankylosauria; this also includes *Antarctopelta oliveroi* Salgado & Gasparini, 2006 from the upper Campanian Santa Marta Formation of James Ross Island, and *Stegouros elengassen* Soto-Acuña, Vargas, Kaluza, Leppe, Botelho, Palma-Liberona, Gutstein, Fernández, Ortiz, Aravena, Manríquez, Alarcón-Muñoz, Pino, Trevisan, Mansilla, Hinojosa, Muñoz-Walther & Rubilar-Rogers, 2021 from the Cenomanian–Turonian Dorotea

Formation of Chile. Nevertheless, *K. ieveri* has been resolved within Ankylosauridae in some recent analyses (Raven *et al.* 2023).

NEORNITHISCHIA Cooper, 1985

CERAPODA Sereno, 1986

ORNITHOPODA Marsh, 1881

**Ornithopoda incertae sedis**

1932, *Fulgurotherium australe* von Huene, p. 69.

### Remarks

von Huene (1932) based *Fulgurotherium australe* on a fragmentary distal femur (NHMUK PV R3719; Fig. 10G) that was attributed to a theropod. Molnar (1980a) reassigned the taxon to Ornithopoda, with additional material identified by Molnar & Galton (1986), Rich & Rich (1989), and Rich & Vickers-Rich (1999). Agnolin *et al.* (2010) otherwise designated the taxon a *nomen dubium*. We follow this conclusion in accordance with other recent studies (Bell *et al.* 2018b, 2019a, 2019b, Herne *et al.* 2018, 2019, Poropat *et al.* 2018, Duncan *et al.* 2021).

**Weewarrasaurus** Bell, Herne, Brougham & Smith, 2018b

### Type species

*Weewarrasaurus pobeni* Bell, Herne, Brougham & Smith, 2018b.

**Weewarrasaurus pobeni** Bell, Herne, Brougham & Smith, 2018b

2018b, *Weewarrasaurus pobeni* Bell, Herne, Brougham & Smith, p. 7.

### Holotype

LRF 3076, an incomplete right dentary with intact dentition (Fig. 10H).

### Type locality, unit and age

Locality on ‘Wee Warra’ Station, close to the Grawin and Glengarry opal fields, ~40 km southwest of Lightning Ridge in northwestern New South Wales, Australia (Bell *et al.* 2018b); Wallangulla Sandstone Member of the Grimman Creek Formation in the Rolling Downs Group (Surat Basin). The maximum depositional age range is early to mid-Cenomanian (Late Cretaceous, 100.2–96.6 Ma: Bell *et al.* 2019b).

### Remarks

Bell *et al.* (2018b) considered *Weewarrasaurus pobeni* to be a non-iguanodontian ornithopod.

ELASMARIA Calvo, Porfiri and Novas, 2007

**Leaellynasaura** Rich & Rich, 1989


### Type species

*Leaellynasaura amicagraphica* Rich & Rich, 1989.

**Leaellynasaura amicagraphica** Rich & Rich, 1989

1989, *Leaellynasaura amicagraphica* Rich & Rich, p. 21.





**Fig. 10.** Australian Mesozoic ornithomimid dinosaurs. A, *Qantassaurus intrepidus* (NMV P199075; holotype) left dentary in medial view. Scale = 1 cm. B, *Galleonosaurus dorisae* (NMV P229196; holotype) left maxilla in lateral view. Scale = 1 cm. C, *Diluvicursor pickeringi* (NMV P221080; holotype) partial skull in left lateral view. Scale = 10 cm. D, *Leaelynasaura amicographica* (NMV P185991; holotype) partial skull in left lateral view. Scale = 1 cm. E, *Atlascopcosaurus loadsi* (NMV P166409; holotype) left maxilla in lateral view. Scale = 1 cm. F, *Muttaburrasaurus langdoni* (QM F6140; holotype) skull and mandible in left lateral view. Scale = 10 cm. G, Ornithomida incertae sedis (NHMUK PV R3719; holotype of *Fulgurotherium australe*) right femur in distal view. Scale = 1 cm. H, *Weewarrasaurus pobeni* (LRF 3076; holotype) right dentary in medial view. Scale = 1 cm. I, *Fostoria dhimbangunmal* (3D digital rendering of LRF 3050; holotype) braincase in I, dorsal and J, ventral views. Scale bar = 10 cm.

### Holotype

NMV P185991 (holotype), an incomplete skull comprising the maxilla, jugal, quadrate, quadratojugal, pterygoid and ectopterygoid (Fig. 10D); recovered in close proximity to

NMV P185990, an articulated skull roof (Rich & Rich 1988), NMV P185992 and NMV P185993, an articulated dorsal and caudal vertebral column with hind limb elements interpreted as belonging to a single individual (Rich & Rich 1989).

**Type locality, unit and age**

‘Slippery Rock’ locality at Dinosaur Cove near Glenaire, west of Cape Otway on the southwestern coast of Victoria, Australia. Wagstaff *et al.* (2020) correlated strata at this locality with the Eumeralla Formation of the Otway Group (Otway Basin); lower Albian (Lower Cretaceous) *Crybelosporites striatus* Spore-pollen Zone.

**Remarks**

The association of NMV P185991, NMV P185990, NMV P185992 and NMV P185993 (Rich & Rich 1989) was contested by Herne & Salisbury (2009) and Herne *et al.* (2016), but refuted by Rich *et al.* (2010) and Rich & Vickers-Rich (2020). *Leaellynasaura amicagraphica* has been considered a non-iguanodontian ornithopod (Agnolin *et al.* 2010) or even positioned outside of Ornithopoda (Boyd 2015). Phylogenetic instability of the taxon based on NMV P185991 (Bell *et al.* 2018b, Madzia *et al.* 2018) led to a hypodigm placement of *L. amicagraphica* within the Gondwanan clade Elasmaria (Herne *et al.* 2019), incorporating other Australian mid-Cretaceous small-bodied ornithopods (see Madzia *et al.* 2018, Duncan *et al.* 2021). Alternatively, Poole (2022) proposed classification of *Leaellynasaura* within Hypsilophodontidae; however, this analysis combined character state scores from ambiguously referred specimens (NMV P186047: Gross *et al.* 1993), along with remains pertaining to other taxa (NMV P221080, the holotype of *Diluvicursor pickeringi*; NMV P229196, the holotype of *Galleonosaurus dorisae*: Herne *et al.* 2018, Herne *et al.*, 2019), and is thus rejected herein.

**Atlascopcosaurus** Rich & Rich, 1989

**Type species**

*Atlascopcosaurus loadsi* Rich & Rich, 1989.

**Atlascopcosaurus loadsi** Rich & Rich, 1989

1989, *Atlascopcosaurus loadsi* Rich & Rich, p. 31.

**Holotype**

NMV P166409, an isolated left maxilla (Fig. 10E).

**Type locality, unit and age**

Point Lewis on Cape Otway on the southwestern coast of Victoria, Australia. Wagstaff *et al.* (2020) correlated strata at this locality with the Eumeralla Formation of the Otway Group (Otway Basin); lower Albian (Lower Cretaceous) *Crybelosporites striatus* Spore-pollen Zone.

**Remarks**

Agnolin *et al.* (2010) considered *Atlascopcosaurus loadsi* a *nomen dubium*; however, the name has remained in use (e.g., Madzia *et al.* 2018, Bell *et al.* 2019a, Herne *et al.* 2019, Duncan *et al.* 2021). *Atlascopcosaurus loadsi* is regarded as a valid genus and species of non-iguanodontian ornithopod (e.g., Norman *et al.* 2004, Agnolin *et al.* 2010, Boyd 2015, Bell *et al.* 2018b) with possible affinity to Elasmaria (Madzia

*et al.* 2018). Duncan *et al.* (2021) alternatively placed the taxon within a polytomy of iguanodontian and non-iguanodontian ornithopods.

**Qantassaurus** Rich & Vickers-Rich, 1999

**Type species**

*Qantassaurus intrepidus* Rich & Vickers-Rich, 1999.

**Qantassaurus intrepidus** Rich & Vickers-Rich, 1999

1999, *Qantassaurus intrepidus* Rich & Vickers-Rich, p. 174.

**Holotype**

NMV P199075, an isolated left dentary (Fig. 10A).

**Type locality, unit and age**

Dinosaur Dreaming Fossil Site at Flat Rocks, west of Inverloch on the Bass Coast of southern Victoria, Australia. Wagstaff *et al.* (2020) correlated strata at this locality with the ‘Wonthaggi Formation’ succession of the upper Strzelecki Group (Gippsland Basin); uppermost Barremian (Lower Cretaceous) *Pilososporites notensis* Spore-pollen Zone ‘Group 1’ site category.

**Remarks**

Norman *et al.* (2004) noted that *Qantassaurus intrepidus* has similarities with the rhabdodontid *Zalmoxes robustus* Weishampel, Csiki-Sava & Norman, 2003, but the taxon is usually considered a non-iguanodontian ornithopod (Agnolin *et al.* 2010, Boyd 2015, Herne *et al.* 2019) within Elasmaria (Madzia *et al.* 2018), or Rhabdodontomorpha (Duncan *et al.* 2021).

**Diluvicursor** Herne, Tait, Hall, Weisbecker, Nair, Cleeland & Salisbury, 2018

**Type species**

*Diluvicursor pickeringi* Herne, Tait, Hall, Weisbecker, Nair, Cleeland & Salisbury, 2018.

**Diluvicursor pickeringi** Herne, Tait, Hall, Weisbecker, Nair, Cleeland & Salisbury, 2018

2018, *Diluvicursor pickeringi* Herne, Tait, Hall, Weisbecker, Nair, Cleeland & Salisbury, p. 16.

**Holotype**

NMV P221080, an almost complete caudal vertebral column and lower right hind limb (Fig. 10C).

**Type locality, unit and age**

‘Eric the Red West’ locality to the east of Cape Otway on the southwestern coast of Victoria, Australia. Wagstaff *et al.* (2020) correlated strata at this locality with the ‘Eric the Red West Sandstone’ of the Eumeralla Formation of the Otway Group (Otway Basin); lower Albian (Lower Cretaceous) *Crybelosporites striatus* Spore-pollen Zone.

**Remarks**

Herne *et al.* (2018) differentiated *Diluvicursor pickeringi* from postcranial remains previously assigned to *Leaellynasaura amicagraphica* but were unable to resolve its placement within Ornithopoda. Duncan *et al.* (2021) alternatively posited that *D. pickeringi* may be a junior synonym of *L. amicagraphica*, *A. loadsi* or another taxon, but this hypothesis cannot be confirmed without further material.

**Galleonosaurus** Herne, Nair, Evans & Tait, 2019

**Type species**

*Galleonosaurus dorisae* Herne, Nair, Evans & Tait, 2019.

**Galleonosaurus dorisae** Herne, Nair, Evans & Tait, 2019

2019, *Galleonosaurus dorisae* Herne, Nair, Evans & Tait, p. 547.

**Holotype**

NMV P229196, an isolated left maxilla (Fig. 10B).

**Type locality, unit and age**

Dinosaur Dreaming Fossil Site at Flat Rocks, west of Inverloch on the Bass Coast of southern Victoria, Australia. Wagstaff *et al.* (2020) correlated strata at this locality with the 'Wonthaggi Formation' succession of the upper Strzelecki Group (Gippsland Basin); uppermost Barremian (Lower Cretaceous) *Pilosiporites notensis* Spore-pollen Zone 'Group 1' site category.

**Remarks**

Herne *et al.* (2019) placed *Galleonosaurus dorisae* within Elasmaria as a close relative of *Leaellynasaura amicagraphica* and possibly *Diluvicursor pickeringi*. Duncan *et al.* (2021) otherwise determined an uncertain position within Ornithopoda and suggested that *G. dorisae* could be synonymous with *Diluvicursor pickeringi*, but this hypothesis cannot be confirmed without further material.

IGUANODONTIA Baur, 1891 (*sensu* Sereno, 1986)

**Muttaborrasaurus** Bartholomai & Molnar, 1981

**Type species**

*Muttaborrasaurus langdoni* Bartholomai & Molnar, 1981.

**Muttaborrasaurus langdoni** Bartholomai & Molnar, 1981

1981, *Muttaborrasaurus langdoni* Bartholomai & Molnar, p. 320.

**Holotype**

QM F6140, an incomplete skeleton comprising the skull and posterior sections of both mandibular rami (Fig. 10F), an almost complete presacral vertebral column, and anterior caudal series, ribs, the pectoral and pelvic girdles, both forelimbs and hind limbs.

**Type locality, unit and age**

The 'Rock Hole' locality along the banks of the Thomson River on 'Rosebery Downs' Station, ~4.5 km southwest of Muttaborra in central-northern Queensland, Australia (Bartholomai & Molnar 1981); upper Mackunda Formation of the Manuka Subgroup in the Rolling Downs Group (Eromanga Basin). This unit correlates with the uppermost Albian to lowermost Cenomanian (mid-Cretaceous) *Dioxya armata* Dinocyst Zone (*sensu* Partridge 2006) as recalibrated by Foley *et al.* (2022).

**Remarks**

*Muttaborrasaurus langdoni* became the Queensland State Fossil Emblem in 2022. Bartholomai & Molnar (1981) classified *M. langdoni* as an 'iguanodontid', with Norman (2004) and Novas *et al.* (2004) referring the taxon to Iguanodontia. McDonald (2012) placed *M. langdoni* within Rhabdodontidae, although Dieudonné *et al.* (2016, 2021) recovered it as a rhabdodontid sister taxon in Rhabdodontomorpha (see Bell *et al.* 2018b, Yang *et al.* 2020). By contrast, Madzia *et al.* (2020) classified *M. langdoni* as a derived iguanodontian within Styracosterna (as had been proposed earlier by Agnolin *et al.* 2010). Molnar (1996a) and Agnolin *et al.* (2010) referred large-bodied ornithopod remains from the upper Albian Allaru Mudstone (Rolling Downs Group) to *Muttaborrasaurus* sp., which might represent a separate species (Matthew Herne [UNE] pers. comm. 2022). Poole (2022), nonetheless, integrated scores from QM F6140 with the Allaru Mudstone specimen QM F14921 to place the genus *Muttaborrasaurus* within Rhabdodontoidea as a potential sister to Rhabdodontidae.

**Fostoria** Bell, Brougham, Herne, Frauenfelder & Smith, 2019

**Type species**

*Fostoria dhimbangunmal* Bell, Brougham, Herne, Frauenfelder & Smith, 2019a.

**Fostoria dhimbangunmal** Bell, Brougham, Herne, Frauenfelder & Smith, 2019a

2019a, *Fostoria dhimbangunmal* Bell, Brougham, Herne, Frauenfelder & Smith, p. 3.

**Holotype**

LRF 3050.A, an incomplete skull roof and braincase comprising frontals, parietals, supraoccipital, basisphenoid, the right otoccipital, and laterosphenoids, orbitosphenoids, and prootics (Fig. 10I, J).

**Type locality, unit and age**

Sheepyard Opal Field in the Grawin Opal Fields, ~70 km west of Lightning Ridge in northwestern New South Wales, Australia; Wallangulla Sandstone Member within the Grimman Creek Formation of the Rolling Downs Group (Surat Basin). The maximum depositional age range is early to mid-Cenomanian (Late Cretaceous, 100.2–96.6 Ma: Bell *et al.* 2019b).

**Remarks**

The holotype (LRF 3050.A) of *Fostoria* was preserved in association with 100 fragmentary bones representing at least four individuals (Bell *et al.* 2019a). Bell *et al.* (2019a) placed *Fostoria dhimbangunmal* with *Muttaborrasaurus langdoni* in Iguanodontia. Dieudonné *et al.* (2021) alternatively nested these taxa within Rhabdodontomorpha.

SYNAPSIDA Osborn, 1903

THERAPSIDA Broom, 1905

THERIODONTIA Owen, 1876

CYNODONTIA Owen, 1861

MAMMALIA Linnaeus, 1758

AUSTRALOSPHEENIDA Luo, Cifelli, and Kielan-Jaworowska, 2001

AUSKTRIBOSPHEENIDAE Rich, Vickers-Rich, Constantine, Flannery, Kool & Van Klaveren, 1997

**Ausktribosphenos** Rich, Vickers-Rich, Constantine, Flannery, Kool & Van Klaveren, 1997

**Type species**

*Ausktribosphenos nyktos* Rich, Vickers-Rich, Constantine, Flannery, Kool & Van Klaveren, 1997.

**Ausktribosphenos nyktos** Rich, Vickers-Rich, Constantine, Flannery, Kool & Van Klaveren, 1997

1997, *Ausktribosphenos nyktos* Rich, Vickers-Rich, Constantine, Flannery, Kool & Van Klaveren, p. 1439.

**Holotype**

NMV P208090, an incomplete right dentary with pm6 and m1–m3 (Fig. 11F).

**Type locality, unit and age**

Dinosaur Dreaming Fossil Site at Flat Rocks, west of Inverloch on the Bass Coast of southern Victoria, Australia. Wagstaff *et al.* (2020) correlated strata at this locality with the ‘Wonthaggi Formation’ succession of the upper Strzelecki Group (Gippsland Basin); uppermost Barremian (Lower Cretaceous) *Pilososporites notensis* Spore-pollen Zone ‘Group 1’ site category.

**Remarks**

*Ausktribosphenos nyktos* has been variously interpreted as a placental (Rich *et al.* 1997, Rich *et al.* 1998), eutherian (Rich *et al.* 2001a, Rich *et al.* 2002, Woodburne 2003, Woodburne *et al.* 2003), or a convergent non-therian (Kielan-Jaworowska *et al.* 1998, Archer *et al.* 1999) related to monotremes (Luo *et al.* 2001, Luo *et al.* 2002, Rauhut *et al.* 2002, Kielan-Jaworowska *et al.* 2004). Flannery *et al.* (2022a) alternatively argued against monotreme affinities, and classified *A. nyktos* as a Gondwanan representative of Tribosphenida (Flannery *et al.* 2022b). Nonetheless, to maintain a phylogenetically justifiable taxonomy (and consistency with the corresponding online auFNSL: Travouillon *et al.* 2021), we retain *A. nyktos* within Australosphenida as defined by Luo *et al.* (2001).

**Kryoparvus** Rich, Trusler, Kool, Pickering, Evans, Siu, Maksimenko, Kundrat, Gostling, Morton, & Vickers-Rich, 2020c.

**Type species**

*Kryoparvus gerriti* Rich, Trusler, Kool, Pickering, Evans, Siu, Maksimenko, Kundrat, Gostling, Morton, & Vickers-Rich, 2020.

**Kryoparvus gerriti** Rich, Trusler, Kool, Pickering, Evans, Siu, Maksimenko, Kundrat, Gostling, Morton, & Vickers-Rich, 2020

2020, *Kryoparvus gerriti* Rich, Trusler, Kool, Pickering, Evans, Siu, Maksimenko, Kundrat, Gostling, Morton, & Vickers-Rich, p. 68.

**Holotype**

NMV P210087, an incomplete right dentary with m1–m3 (Fig. 11G).

**Type locality, unit and age**

Dinosaur Dreaming Fossil Site at Flat Rocks, west of Inverloch on the Bass Coast of southern Victoria, Australia. Wagstaff *et al.* (2020) correlated strata at this locality with the ‘Wonthaggi Formation’ succession of the upper Strzelecki Group (Gippsland Basin); uppermost Barremian (Lower Cretaceous) *Pilososporites notensis* Spore-pollen Zone ‘Group 1’ site category.

**Remarks**

*Kryoparvus gerriti* is distinguished as possibly the smallest-bodied Mesozoic mammal on record (Rich *et al.* 2020c). Rich *et al.* (2020c) assigned the taxon to Ausktribosphenidae, which was reiterated by Flannery *et al.* (2022b), who also posited tribosphenidan affinities. We otherwise retain *K. gerriti* with *A. nyktos* in Australosphenida (*sensu* Travouillon *et al.* 2021) to follow the most widely accepted phylogenetic taxonomy (see Luo *et al.* 2001, Luo *et al.* 2002, Rauhut *et al.* 2002, Kielan-Jaworowska *et al.* 2004).

BISHOPIDAE Flannery, Rich, Vickers-Rich, Veatch & Helgen, 2022b

**Bishops** Rich, Flannery, Trusler, Kool, Van Klaveren, & Vickers-Rich, 2001b

**Type species**

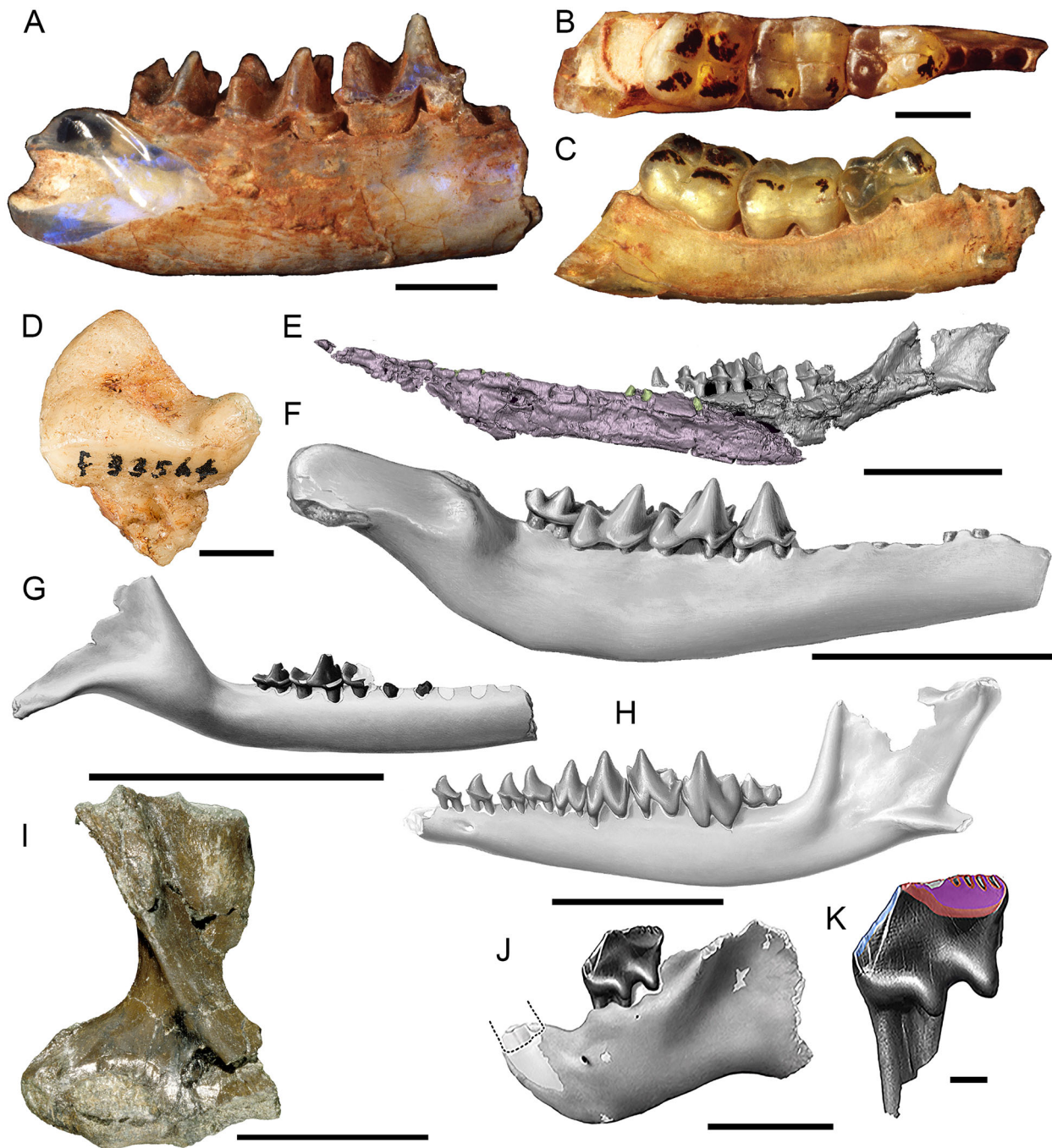
*Bishops whitmorei* Rich, Flannery, Trusler, Kool, Van Klaveren, & Vickers-Rich, 2001b.

**Bishops whitmorei** Rich, Flannery, Trusler, Kool, Van Klaveren, & Vickers-Rich, 2001b

2001b, *Bishops whitmorei* Rich, Flannery, Trusler, Kool, Van Klaveren, & Vickers-Rich, p. 2.

**Holotype**

NMV P210075, a left dentary with pm2–pm6 and m1–m3 (Fig. 11H).



**Fig. 11.** Australian Mesozoic synapsids. A, *Steropodon galmani* (AM F66763; holotype) partial right mandible in lateral view. Scale = 5 mm. *Kollikodon ritchiei* (AM F96602; holotype) partial right mandible in B, occlusal and C, lateral views. Scale = 5 mm. D, *Stirtodon elizabethae* (AM F118621; holotype) right upper premolar in labial view (modified from Rich *et al.* 2020a). Scale = 5 mm. E, *Teinolophus trusleri* (3D digital rendering of NMV P229408; referred specimen) left dentary in lateral view (modified from Rich *et al.* 2016). Scale = 5 mm. F, *Ausktribosphenos nyktos* (NMV P208090; holotype) right mandible in lateral view. Scale = 5 mm. G, *Kryoparvus gerriti* (NMV P210087; holotype) right mandible in lateral view (modified from Rich *et al.* 2020c). Scale = 5 mm. H, *Bishops whitmorei* (NMV P210075; holotype) left mandible in lateral view. Scale = 5 mm. I, *Kryoryctes cadburyi* (NMV P208094; holotype) right humerus in ventrolateral view. J, *Corriebaatar marywaltersae* (NMV P252730; referred specimen) left mandible in lateral view. Scale = 5 mm. K, *Corriebaatar marywaltersae* (NMV P252730; referred specimen) detail of left p4. Scale = 1 mm.

#### Type locality, unit and age

Dinosaur Dreaming Fossil Site at Flat Rocks, west of Inverloch on the Bass Coast of southern Victoria, Australia. Wagstaff *et al.* (2020) correlated rocks at this locality with the 'Wonthaggi Formation' succession of the upper Strzelecki Group (Gippsland Basin); uppermost Barremian (Lower Cretaceous) *Pilosiporites notensis* Spore-pollen Zone 'Group 1' site category.

#### Remarks

*Bishops whitmorei* was grouped in Ausktribosphenidae by Luo *et al.* (2001), but elevated to a monotypic family Bishopidae within Tribosphenida by Flannery *et al.* (2022b). Although we retain Bishopidae based on character state distinction (see Flannery *et al.* 2022b), this clade is herein referred to Australosphenida to maintain consistency with the classification schemes of Luo *et al.* (2001) and

Travouillon *et al.* (2021). Other potential bishopids include *Bishops* cf. *B. whitmorei* (Rich *et al.* 2009a) and aff. *Bishops*? (Rich *et al.* 2020b) from the lower Albian Eumeralla Formation of the Otway Group, and aff. ?*Bishops* from the Cenomanian Mata Amarilla Formation in southern Patagonia, Argentina (Martin *et al.* 2022).

PROTOTHERIA Gill, 1872

MONOTREMATA Bonaparte, 1832 *sensu* Bonaparte, 1838

**Kryoryctes** Pridmore, Rich, Vickers-Rich & Gambaryan, 2005

#### Type species

*Kryoryctes cadburyi* Pridmore, Rich, Vickers-Rich & Gambaryan, 2005.

**Kryoryctes cadburyi** Pridmore, Rich, Vickers-Rich & Gambaryan, 2005.

2005, *Kryoryctes cadburyi* Pridmore, Rich, Vickers-Rich & Gambaryan, p. 361.

#### Holotype

NMV P208094, an isolated right humerus (Fig. 111).

#### Type locality, unit and age

'Slippery Rock Pillar' locality at Dinosaur Cove, west of Cape Otway on the southwestern coast of Victoria, Australia. Wagstaff *et al.* (2020) correlated this locality with the Eumeralla Formation of the Otway Group (Otway Basin); lower Albian (Lower Cretaceous) *Crybelosporites striatus* Spore-pollen Zone.

#### Remarks

*Kryoryctes cadburyi* has been regarded as a stem-tachyglossid (Rowe *et al.* 2008, Camens 2010), or a non-monotreme mammal (Musser 2013). The most recent assessment tentatively assigned *K. cadburyi* to Kollikodontidae (Flannery *et al.* 2022a), although we refrain from a definitive classification until additional fossils are discovered.

**Stirtodon** Rich, Flannery & Vickers-Rich, 2020

#### Type species

*Stirtodon elizabethae* Rich, Flannery & Vickers-Rich, 2020.

**Stirtodon elizabethae** Rich, Flannery & Vickers-Rich, 2020, *Stirtodon elizabethae* Rich, Flannery & Vickers-Rich, p. 529.

#### Holotype

AM F118621, a right upper premolar (Fig. 11D).

#### Type locality, unit and age

'Vertical Bill's claim' on the Three-Mile Field in Lightning Ridge, northwestern New South Wales, Australia; 'Finch

Clay Facies' of the Wallangulla Sandstone Member of the Griman Creek Formation in the Rolling Downs Group (Surat Basin). The maximum depositional age range is early to mid-Cenomanian (Late Cretaceous, 100.2–96.6 Ma: Bell *et al.* 2019b).

#### Remarks

Originally classified as a synapsid (Clemens *et al.* 2003), Rich *et al.* (2020a) recognized affinity with Monotremata, and Flannery *et al.* (2022a) suggested possible referral to Teinolophidae. We refrain from a definitive classification until additional fossils are discovered.

TEINOLOPHIDAE Flannery, Rich, Vickers-Rich, Ziegler, Veatch & Helgen, 2022a

**Teinolophos** Rich, Vickers-Rich, Constantine, Flannery, Kool & Van Klaveren, 1999

#### Type species

*Teinolophos trusleri* Rich, Vickers-Rich, Constantine, Flannery, Kool & Van Klaveren, 1999.

**Teinolophos trusleri** Rich, Vickers-Rich, Constantine, Flannery, Kool & Van Klaveren, 1999

1999, *Teinolophos trusleri* Rich, Vickers-Rich, Constantine, Flannery, Kool & Van Klaveren, p. 19.

#### Holotype

NMV P208231, an incomplete left dentary with m4.

#### Type locality, unit and age

Dinosaur Dreaming Fossil Site at Flat Rocks, west of Inverloch on the Bass Coast of southern Victoria, Australia. Wagstaff *et al.* (2020) correlated rocks at this locality with the 'Wonthaggi Formation' succession of the upper Strzelecki Group (Gippsland Basin); uppermost Barremian (Lower Cretaceous) *Pilososporites notensis* Spore-pollen Zone 'Group 1' site category.

#### Remarks

Rich *et al.* (1999) classified *Teinolophos trusleri* (Fig. 11E) as a 'eupantothere', but subsequently referred the taxon to Monotremata (Rich *et al.* 2001c, Rich *et al.* 2016) with controversial interpretations (Bever *et al.* 2005, Martin & Luo 2005, Rich *et al.* 2005a, 2005b, Rougier *et al.* 2005). Rowe *et al.* (2008) placed *T. trusleri* within Ornithorhynchidae, although Flannery *et al.* (2022b) alternatively established the monotypic family Teinolophidae as a basally divergent monotreme lineage.

STEROPODONTIDAE Archer, Flannery, Ritchie & Molnar, 1985

**Steropodon** Archer, Flannery, Ritchie & Molnar, 1985

#### Type species

*Steropodon galmani* Archer, Flannery, Ritchie & Molnar, 1985.

**Steropodon galmani** Archer, Flannery, Ritchie & Molnar, 1985

1985, *Steropodon galmani* Archer, Flannery, Ritchie & Molnar, p. 364.

#### Holotype

AM F66763, an incomplete right dentary with m1–m3 (Fig. 11A).

#### Type locality, unit and age

Unspecified opal field in the Lightning Ridge region of northwestern New South Wales, Australia; ‘Finch Clay Facies’ of the Wallangulla Sandstone Member of the Griman Creek Formation in the Rolling Downs Group (Surat Basin). The maximum depositional age range is early to mid-Cenomanian (Late Cretaceous, 100.2–96.6 Ma: Bell *et al.* 2019b).

#### Remarks

The first Mesozoic mammal described from Australia (Archer *et al.* 1985), *Steropodon galmani* represents the monotypic family Steropodontidae within Monotremata (Flannery *et al.* 2022a). A possible maxilla fragment (AM 66786) referred to *S. galmani* by Rich *et al.* (1989) has been reidentified as a turtle element (Smith 2009).

KOLLIKODONTIDAE Flannery, Archer, Rich & Jones, 1995

**Kollikodon** Flannery, Archer, Rich & Jones, 1995

#### Type species

*Kollikodon ritchiei* Flannery, Archer, Rich & Jones, 1995.

**Kollikodon ritchiei** Flannery, Archer, Rich & Jones, 1995

1995, *Kollikodon ritchiei* Flannery, Archer, Rich & Jones, p. 418.

#### Holotype

AM F96602, an incomplete right dentary with m1–m3 (Fig. 11B, C).

#### Type locality, unit and age

Claim 30226 in Moonshine locality of the Coocoran Opal Fields, west of Lightning Ridge in northwestern New South Wales, Australia; ‘Finch Clay Facies’ of the Wallangulla Sandstone Member of the Griman Creek Formation in the Rolling Downs Group (Surat Basin). The maximum depositional age range is early to mid-Cenomanian (Late Cretaceous, 100.2–96.6 Ma: Bell *et al.* 2019b).

#### Remarks

*Kollikodon ritchiei* has been resolved as the sister taxon to Monotremata within Australosphenida (Pian *et al.* 2016), or even a mammaliaform outside Mammalia (Musser 2003); however, placement within Monotremata (Flannery *et al.*

1995) was reinforced by the recent assessment of Flannery *et al.* (2022a).

**Sundrius** Rich, Flannery, Evans, White, Ziegler, Maguire, Poropat, Trusler & Vickers-Rich, 2020b

#### Type species

*Sundrius zieglerei* Rich, Flannery, Evans, White, Ziegler, Maguire, Poropat, Trusler & Vickers-Rich, 2020b.

**Sundrius zieglerei** Rich, Flannery, Evans, White, Ziegler, Maguire, Poropat, Trusler & Vickers-Rich, 2020b

2020b, *Sundrius zieglerei* Rich, Flannery, Evans, White, Ziegler, Maguire, Poropat, Trusler & Vickers-Rich, p. 78.

#### Holotype

NMV P252052, a broken left upper molar.

#### Type locality, unit and age

‘Eric the Red West’ locality to the east of Cape Otway on the southwestern coast of Victoria, Australia. Wagstaff *et al.* (2020) correlated strata at this locality with the ‘Eric the Red West Sandstone’ of the Eumeralla Formation of the Otway Group (Otway Basin); lower Albian (Lower Cretaceous) *Crybelosporites striatus* Spore-pollen Zone.

#### Remarks

Although tentatively assigned to Monotremata (Rich *et al.* 2020b), *Sundrius zieglerei* was recently classified within Kollikodontidae and may be synonymous with *Kryoryctes cadburyi* (Flannery *et al.* 2022a).

THERIIFORMES Rowe, 1988

ALLOTHERIA Marsh, 1880

MULTITUBERCULATA Cope, 1884

CIMOLODONTA McKenna, 1975

CORRIEBAATARIDAE Rich, Vickers-Rich, Flannery, Kear, Cantrill, Komarower, Kool, Pickering, Trusler, Morton, Van Klaveren & Fitzgerald, 2009b

**Corriebaatar** Rich, Vickers-Rich, Flannery, Kear, Cantrill, Komarower, Kool, Pickering, Trusler, Morton, Van Klaveren & Fitzgerald, 2009b

#### Type species

*Corriebaatar marywaltersae* Rich, Vickers-Rich, Flannery, Kear, Cantrill, Komarower, Kool, Pickering, Trusler, Morton, Van Klaveren & Fitzgerald, 2009b.

**Corriebaatar marywaltersae** Rich, Vickers-Rich, Flannery, Kear, Cantrill, Komarower, Kool, Pickering, Trusler, Morton, Van Klaveren & Fitzgerald, 2009b

2009b, *Corriebaatar marywaltersae* Rich, Vickers-Rich, Flannery, Kear, Cantrill, Komarower, Kool, Pickering, Trusler, Morton, Van Klaveren & Fitzgerald, p. 2.

**Holotype**

NMV P216655, a left dentary fragment with pm4 and the mesial root of m1.

**Type locality, unit and age**

Dinosaur Dreaming Fossil Site at Flat Rocks, west of Inverloch on the Bass Coast of southern Victoria, Australia. Wagstaff *et al.* (2020) correlated rocks at this locality with the 'Wonthaggi Formation' succession of the upper Strzelecki Group (Gippsland Basin); uppermost Barremian (Lower Cretaceous) *Pilosisporites notensis* Spore-pollen Zone 'Group 1' site category.

**Remarks**

*Corrieabaatar marywaltersae* is the only multituberculate known from Australia (Rich *et al.* 2009b), with a second specimen (NMV P252730: Fig. 11J, K) confirming placement in Cimolodonta (Rich *et al.* 2022a).

**Systematic palaeoichnology****Sauropod tracks**

**Oobardjidama** Salisbury, Romilio, Herne, Tucker & Nair, 2017

**Type species**

*Oobardjidama foulkesi* Salisbury, Romilio, Herne, Tucker & Nair, 2017.

**Oobardjidama foulkesi** Salisbury, Romilio, Herne, Tucker & Nair, 2017

2017, *Oobardjidama foulkesi* Salisbury, Romilio, Herne, Tucker & Nair, p. 43.

**Holotype**

WAM 12.1.6, a polyurethane resin replica of the natural mould of a right pes (track locality reference UQL-DP45-8[rp2]: Fig. 12A).

**Type locality, unit and age**

Topotype trackway locality UQL-DP45 in the intertidal zone of the Yanijarri-Lurujarri section of the Dampier Peninsula in the west Kimberly region of Western Australia, Australia (see Salisbury *et al.* 2017); Broome Sandstone depositional cycle within the Canning Basin, correlated with the mid-Valanginian to mid-Barremian (Lower Cretaceous) uppermost *Egmontodinium torynum* to mid-*Muderongia australis* dinocyst zones and upper *Ruffordiaspora australiensis* to upper *Foraminisporis wonthaggiensis* spore-pollen zones (Smith *et al.* 2013).

**Remarks**

Sauropod tracks and trackways are a common component of the Broome Sandstone dinosaur ichnofossil assemblage (Thulborn *et al.* 1994, Thulborn 2012, Salisbury *et al.* 2017). Although as many as seven types of sauropod tracks have been identified (Salisbury *et al.* 2017; Salisbury & Romilio

2019), most are too poorly defined to warrant formal naming. The only exception, *Oobardjidama foulkesi*, was attributed to either a diplodocoid or a non-lithostrotian titanosauriform trackmaker by Salisbury *et al.* (2017).

**Theropod tracks**

**Megalosauropus** Colbert & Merrilees, 1967

**Type species**

*Megalosauropus broomensis* Colbert & Merrilees, 1967.

**Megalosauropus broomensis** Colbert & Merrilees, 1967

1967, *Megalosauropus broomensis* Colbert & Merrilees, p. 22.

**Holotype**

WAM 66.2.51, epoxy resin, fibreglass and plaster positive from the natural mould of a left pes (Fig. 12B; track locality reference G5-6: Colbert & Merrilees 1967).

**Type locality, unit and age**

Topotype trackway locality at Minyirr (= Gantheaume Point) ~7.5 km west of Broome on the Dampier Peninsula in the west Kimberly region of Western Australia, Australia (see Salisbury *et al.* 2017); Broome Sandstone depositional cycle within the Canning Basin, correlated with the mid-Valanginian to mid-Barremian (Lower Cretaceous) uppermost *Egmontodinium torynum* to mid-*Muderongia australis* dinocyst zones and upper *Ruffordiaspora australiensis* to upper *Foraminisporis wonthaggiensis* spore-pollen zones (Smith *et al.* 2013).

**Remarks**

Numerous tridactyl theropod tracks have been referred to the ichnogenus *Megalosauropus* (see Lockley *et al.* 1996, 2000); however, the type ichnospecies *Megalosauropus broomensis* is restricted to the Broome Sandstone (Lockley *et al.* 1996, 2000, Thulborn 2001). Colbert & Merrilees (1967, p. 25) attributed these tracks to 'a large carnosaur... possibly *Megalosaurus* itself'. Salisbury *et al.* (2017) alternatively compared the gracile proportions of the pedal impressions to body fossils of the megaraptorid *Australovenator wintonensis*. Although the G5-6 topotype trackway of *M. broomensis* was lost to erosion in the early 1990s, numerous other examples of *M. broomensis* occur at Minyirr, elsewhere around Broome, and along the Yanijarri-Lurujarri coastline ~50 km further north (Salisbury *et al.* 2017). Romilio & Godfrey (2022) recently assigned multiple theropod tracks to an indeterminate ichnospecies of *Megalosauropus* from the lower Albian Eumeralla Formation at Wattle Bay, west of Cape Otway in Victoria, Australia.

**Skartopus** Thulborn & Wade, 1984

**Type species**


*Skartopus australis* Thulborn & Wade, 1984.

**Skartopus australis** Thulborn & Wade, 1984.

1979, Coelurosaur tracks Thulborn & Wade, p. 275.

1984, *Skartopus australis* Thulborn & Wade, p. 427.





**Fig. 12.** Australian Mesozoic dinosaur tracks. **A**, *Oobardjidama foulkesi* (UQL-DP45-8[rp2]; topotype) right pedal track. Scale bar = 20 cm. **B**, *Megalosauropus broomensis* (ambient occlusion image of WAM 66.2.51: holotype) left pedal track. Scale bar = 10 cm. **C**, *Skartopus australis* (QM F10330; holotype) right pedal track. Scale bar = 1 cm. **D**, *Yangtzepeus clarkei* (UQL-DP57-1; topotype) right pedal track. Scale bar = 10 cm. **E**, *Garbina roeorum* (UQL-DP14-1[lm1]; topotype [part]) left manual track. Scale bar = 10 cm. **F**, *Luluichnus mueckeii* (UQL-DP45-6[lp1, lm1]; topotype) coupled left manual and pedal tracks. Scale bar = 10 cm. **G**, *Wintonopus latomorum* (QM F10319; holotype) right pedal track. Scale bar = 5 cm. **H**, *Wintonopus middletonae* (UQL-DP14-7; topotype) ?left pedal track. Scale bar = 10 cm. **I**, *Walmadanyichnus hunteri* (UQL-DP11-5; topotype) right pedal track. Scale bar = 10 cm. A–B, D–F and H–I from Salisbury *et al.* (2017).

2013, *Wintonopus latomorum* (Thulborn & Wade) Romilio, Tucker & Salisbury, p. 114.

2017, *Skartopus australis* (Thulborn & Wade) Thulborn, p. 1.

#### **Holotype**

QM F10330, a left pedal impression (Fig. 12C).

#### **Type locality, unit and age**

Dinosaur Stampede National Monument at Lark Quarry Conservation Park, ~120 km southwest of Winton in Central West Queensland, Australia; middle Cenomanian–upper Turonian (Upper Cretaceous) strata within the Winton Formation of the Manuka Subgroup in the Rolling Downs Group (Eromanga Basin). Tucker *et al.* (2013)

constrained the maximum depositional age of track-bearing localities in the Winton Formation at Lark Quarry Conservation Park to the middle Cenomanian–early Turonian (Late Cretaceous; 94.5–92 Ma using U-Pb isotope dating of detrital zircons); this correlates with the *Appendiscisporites distocarinus* spore-pollen zone of Helby *et al.* (1987), and the recalibrated upper *Dioxya armata*, *Xenascus asperus* and lower *Diconodinium multispinum* dinocyst zones (*sensu* Partridge 2006) of Foley *et al.* (2022).

### Remarks

Thulborn & Wade (1984) assigned 34 trackways from the Dinosaur Stampede National Monument assemblage to *Skartopus australis*. These were characterized by small, symmetrical tridactyl footprints with long, narrow digital impressions attributed to small-bodied non-avian theropods (Thulborn & Wade 1979, 1984). Romilio *et al.* (2013) critiqued that the individual track dimensions and trackway parameters, including pace, stride, and pace angulation listed by Thulborn & Wade (1979, 1984, 1989) are difficult to confirm. Certainly, Thulborn & Wade (1984, p. 511, pl. 14, fig. B) photographed only three tracks in a continuous *S. australis* trackway, whereas Wade (1989, p. 77, fig. 8.5) illustrated '[p]rints 7–12 of 24' from a trackway that Romilio *et al.* (2013, p. 107, fig. 6) identified as 'LQ-2' and attributed to the ornithopod ichnotaxon *Wintonopus latomrorum* Thulborn & Wade, 1984. This was then used as a basis for rendering *S. australis* a junior synonym of *W. latomrorum*, with the recognition that several tracks assigned to *S. australis* by Thulborn & Wade (1984) formed parts of trackways incorporating examples of *W. latomrorum* (see Romilio *et al.* 2013, pp. 107–108, figs 6, 7), and that even the holotype of *S. australis* (QM F10330) integrated internal track outlines consistent with *W. latomrorum* (Romilio *et al.* 2013, p. 110, fig. 10). Comparable examples of deeply impressed 'Skartopus-like' trackways incorporating shallower *W. latomrorum* tracks have also been described from the mid-Valanginian to mid-Barremian Broome Sandstone of the Walmadany area on the Dampier Peninsula of Western Australia (e.g., UQL-DP5-1: see Salisbury *et al.* 2017, p. 78, fig. 39). Nonetheless, Thulborn (2017) and Poropat *et al.* (2021b) rejected this synonymization, and instead documented additional examples of *S. australis* (AODF 0904.T1) from the Snake Creek Tracksite in the 'upper' Winton Formation, northwest of Winton in Queensland, Australia (see Poropat *et al.* 2021b, p. 39, fig. 20). In light of these unresolved competing interpretations, we provisionally retain *S. australis* as a valid ichnotaxon until further studies clarify the ambiguous track associations.

**Yangtzeus** Young, 1960

### Type species

*Yangtzeus yipingensis* Young, 1960.

**Yangtzeus clarkei** Salisbury, Romilio, Herne, Tucker & Nair, 2017

2017, *Yangtzeus clarkei* Salisbury, Romilio, Herne, Tucker & Nair, p. 34.

### Holotype

WAM 12.1.1, a polyurethane resin replica of a right pedal impression (track locality reference UQL-DP57-1: Fig. 12D).

### Type locality, unit and age

Topotype trackway locality UQL-DP57-1 in the intertidal zone of the Yanijarri-Lurujarri section of the Dampier Peninsula in the west Kimberly region of Western Australia, Australia (see Salisbury *et al.* 2017); Broome Sandstone depositional cycle within the Canning Basin, correlated with the mid-Valanginian to mid-Barremian (Lower Cretaceous) uppermost *Egmontodinium tornyum* to mid-*Muderongia australis* dinocyst zones and upper *Ruffordiaspora australiensis* to upper *Foraminisporis wonthaggiensis* spore-pollen zones (Smith *et al.* 2013).

### Remarks

*Yangtzeus clarkei* tridactyl tracks are longer than wide with distinctive 'inflated' digital impressions (especially that of digit III) that closely resemble the probable theropod ichnotype species *Yangtzeus yipingensis* (see Xing *et al.* 2009b, Salisbury *et al.* 2017).

**Kayentapus** Welles, 1971

### Type species

*Kayentapus hopii* Welles, 1971.

**Kayentapus** ichnosp. indet.

1971, *Changpeipus bartholomaii* Haubold, p. 79.

1997, cf. *Eubrontes* Thulborn, p. 42.

2009, cf. *Eubrontes* Turner *et al.* p. 63.

2021, *Kayentapus* ichnosp. Indet. Romilio, Jannel & Salisbury, p. 2138.

### Remarks

Haubold (1971) assigned two tridactyl theropod tracks to *Changpeipus bartholomaii* Haubold, 1971 from the mid-Oxfordian Walloon Coal Measures of the Injune Creek Group at Rosewood, ~62 km west of Brisbane in Queensland, Australia. However, Haubold (1971) failed to formally designate a holotype or describe these traces in detail, which renders the ichnotaxon a *nomen nudum* (Xing *et al.* 2009a). Thulborn (1997) and Turner *et al.* (2009) also noted similarities to the ubiquitous theropod ichnotaxon *Eubrontes* Hitchcock, 1845, and Romilio *et al.* (2021a) otherwise assigned all definitive theropod tracks from the Walloon Coal Measures to the ichnogenus *Kayentapus* Welles, 1971.

### Thyreophoran tracks

**Garbina** Salisbury, Romilio, Herne, Tucker & Nair, 2017

**Type species**

*Garbina roeorum* Salisbury, Romilio, Herne, Tucker & Nair, 2017.

**Garbina roeorum** Salisbury, Romilio, Herne, Tucker & Nair, 2017

2017, *Garbina roeorum* Salisbury, Romilio, Herne, Tucker & Nair, p. 88.

**Holotype**

WAM 12.1.19 and WAM 12.1.20, polyurethane resin replicas from associated natural moulds of a left manus and a left pes, respectively (track locality references UQL-DP14-1[lm1] [Fig. 12E], UQL-DP14-1[lp1]).

**Type locality, unit and age**

Topotype trackway locality UQL-DP14-1 in the intertidal zone of the Yanijarri-Lurujarri section of the Dampier Peninsula in the west Kimberly region of Western Australia, Australia (see Salisbury *et al.* 2017); Broome Sandstone depositional cycle within the Canning Basin, correlated with the mid-Valanginian to mid-Barremian (Lower Cretaceous) uppermost *Egmontodinium torynium* to mid-*Muderongia australis* dinocyst zones and upper *Ruffordiaspora australiensis* to upper *Foraminisporis wonthaggiensis* spore-pollen zones (Smith *et al.* 2013).

**Remarks**

The Broome Sandstone has long been famous for producing thyreophoran footprints that might be attributable to stegosaurians (e.g., Long 1992a, Thulborn *et al.* 1994). Salisbury *et al.* (2017) accordingly identified *Garbina roeorum* as a probable stegosaurian ichnotaxon based on the co-occurrence of tetradactyl manual and tridactyl pedal impressions within multiple trackways. Some tracks and trackways from the Yanijarri-Lurujarri section of the Dampier Peninsula indicate that the predominantly quadrupedal *G. roeorum* trackmaker was also capable of bipedal locomotion over short distances (Salisbury *et al.* 2017, p. 93, fig. 49). Romilio *et al.* (2021a) subsequently described a cf. *Garbina* manual track (see Hill *et al.* 1966) from the mid-Oxfordian Walloon Coal Measures of Rosewood in southeastern Queensland, which now constitutes the stratigraphically oldest evidence of stegosaurians in Australia (Salisbury *et al.* 2017). In the absence of any body fossils, tracks assigned to *Garbina* and similar ichnotaxa are the only evidence of stegosaurian ornithischians in Australia.

**Luluichnus** Salisbury, Romilio, Herne, Tucker & Nair, 2017

**Type species**

*Luluichnus muecke* Salisbury, Romilio, Herne, Tucker & Nair, 2017.

**Luluichnus muecke** Salisbury, Romilio, Herne, Tucker & Nair, 2017

2017, *Luluichnus muecke* Salisbury, Romilio, Herne, Tucker & Nair, p. 99.

**Holotype**

WAM 15.12.701, polyurethane resin replicas from associated natural moulds of a left manus and a left pes within a trackway (track locality reference UQL-DP45-6[lp1,lm1]; Fig. 12F); NMV P230370-B, a plaster replica of the left pedal impression (UQL-DP45-6[lp1]).

**Type locality, unit and age**

Topotype trackway locality UQL-DP45-6 in the intertidal zone of the Yanijarri-Lurujarri section of the Dampier Peninsula in the west Kimberly region of Western Australia, Australia (see Salisbury *et al.* 2017); Broome Sandstone depositional cycle within the Canning Basin, correlated with the mid-Valanginian to mid-Barremian (Lower Cretaceous) uppermost *Egmontodinium torynium* to mid-*Muderongia australis* dinocyst zones and upper *Ruffordiaspora australiensis* to upper *Foraminisporis wonthaggiensis* spore-pollen zones (Smith *et al.* 2013).

**Remarks**

*Luluichnus muecke* tracks were mentioned in popular accounts by Long (1990, 1993, 1998), who noted similarities with stegosaurian footprints. Salisbury *et al.* (2017) concurred with a formal description of *L. muecke*, which differs from *Garbina roeorum* in lacking clear digit impressions on the manual tracks and possessing pointed digit impressions on the pedal tracks. The manual and pedal tracks are also of comparable size, unlike those of *G. roeorum*, in which the pedal tracks are considerably larger than the manual tracks.

**Ornithopod tracks**

**Wintonopus** Thulborn & Wade, 1984 *sensu* Salisbury *et al.* 2017

**Type species**

*Wintonopus latomorum* Thulborn & Wade, 1984.

**Wintonopus latomorum** Thulborn & Wade, 1984

1984, *Wintonopus latomorum* Thulborn & Wade, p. 421.

**Holotype**

QM F10319, a natural mould of the right pes (Fig. 12G).

**Type locality, unit and age**

Dinosaur Stampede National Monument at Lark Quarry Conservation Park, ~120 km southwest of Winton in Central West Queensland, Australia; middle Cenomanian–upper Turonian (Upper Cretaceous) strata within the Winton Formation of the Manuka Subgroup in the Rolling Downs Group (Eromanga Basin). Tucker *et al.* (2013) constrained the maximum depositional age of track-bearing localities in the Winton Formation at Lark Quarry Conservation Park to the middle Cenomanian–early Turonian (Late Cretaceous, 94.5–92 Ma) using U-Pb isotope dating of detrital zircons, within the *Appendiscisporites distocarinus* spore-pollen zone of Helby *et al.* (1987) and the recalibrated upper *Dioxya armata*, *Xenascus asperus* and lower *Diconodinium multispinum* dinocyst zones (*sensu* Partridge 2006) of Foley *et al.* (2022).

**Remarks**

*Wintonopus latomorum* is typified by tridactyl tracks with short broad digits that suggest attribution to a small-bodied ornithopod trackmaker (Thulborn & Wade 1979, 1984, Romilio *et al.* 2013, Salisbury *et al.* 2017). Romilio *et al.* (2013) considered *Skartopus australis* to be a junior synonym of *Wintonopus*, although this is not universally accepted (see Thulborn 2017, Poropat *et al.* 2021b). Small ornithopod tracks from the lower Albian Eumeralla Formation at Wattle Bay, west of Cape Otway in Victoria, Australia have also been referred to cf. *Wintonopus* by Romilio & Godfrey (2022).

**Wintonopus middletonae** Salisbury, Romilio, Herne, Tucker & Nair, 2017

2017, *Wintonopus middletonae* Salisbury, Romilio, Herne, Tucker & Nair, p. 80.

**Holotype**

WAM 12.1.15, polyurethane resin replica from the natural mould of a ?left pes (track locality reference UQL-DP14-7; Fig. 12H).

**Type locality, unit and age**

Topotype trackway locality UQL-DP14-7 in the intertidal zone of the Yanijarri-Lurujarri section of the Dampier Peninsula in the west Kimberly region of Western Australia, Australia (see Salisbury *et al.* 2017); Broome Sandstone depositional cycle within the Canning Basin, correlated with the mid-Valanginian to mid-Barremian (Lower Cretaceous) uppermost *Egmontodinium torynum* to mid-*Muderongia australis* dinocyst zones and upper *Ruffordiaspora australiensis* to upper *Foraminisporis wonthaggiensis* spore-pollen zones (Smith *et al.* 2013).

**Remarks**

Salisbury *et al.* (2017) attributed *Wintonopus middletonae* to a medium-sized, bipedal ornithopod trackmaker. Similar to tracks assigned to *Wintonopus latomorum*, those referred to *W. middletonae* lack a metatarsodigital pad impression, suggesting a sub-unguligrade pedal posture (Salisbury *et al.* 2017). *Wintonopus middletonae* can be distinguished from *W. latomorum* by its proportionately broader digit impressions, typically with rounded distal ends, and a symmetrically bilobed proximal margin on the pedal impression (Salisbury *et al.* 2017). In addition to the Yanijarri-Lurujarri topotype area, examples of *W. middletonae* tracks have also been recorded from Broome Sandstone exposures around Broome (Salisbury & Romilio, 2019).

**Walmadanyichnus** Salisbury, Romilio, Herne, Tucker & Nair, 2017

**Type species**

*Walmadanyichnus hunteri* Salisbury, Romilio, Herne, Tucker & Nair, 2017.

**Walmadanyichnus hunteri** Salisbury, Romilio, Herne, Tucker & Nair, 2017

2017, *Walmadanyichnus hunteri* Salisbury, Romilio, Herne, Tucker & Nair, p. 83.

**Holotype**

WAM 12.1.16, polyurethane resin replica from the natural mould of a right pes (track locality reference UQL-DP11-5; Fig. 12I).

**Type locality, unit and age**

Topotype trackway locality DP11-5 in the intertidal zone of the Yanijarri-Lurujarri section of the Dampier Peninsula in the west Kimberly region of Western Australia, Australia (see Salisbury *et al.* 2017); Broome Sandstone depositional cycle within the Canning Basin, correlated with the mid-Valanginian to mid-Barremian (Lower Cretaceous) uppermost *Egmontodinium torynum* to mid-*Muderongia australis* dinocyst zones and upper *Ruffordiaspora australiensis* to upper *Foraminisporis wonthaggiensis* spore-pollen zones (Smith *et al.* 2013).

**Remarks**

*Walmadanyichnus hunteri* is known from numerous large (up to ~800 mm in maximum proximodistal length) tridactyl pedal tracks and partial trackways; there are no associated manus tracks, suggesting a bipedal ornithopod of compatible size to large non-hadrosauroid iguanodontians (Salisbury *et al.* 2017). *Walmadanyichnus hunteri* differs from the ichnospecies of *Wintonopus* in displaying: (1) continuous metatarsodigital pad and digit IV impressions; (2) a sub-circular peripheral outline; and (3) sub-equally sized, oval digit impressions (Salisbury *et al.* 2017).

**Dicynodont tracks**

**Dicynodontipus** Rühle von Lilienstern, 1944

**Type species**

*Dicynodontipus hildburghausensis* Rühle von Lilienstern, 1944.

**Dicynodontipus bellambiensis** Retallack, 1996

1915, *Ichnium gampsodactylum* Harper, p. 153.

1996, *Dicynodontipus bellambiensis* Retallack, p. 311.

**Holotype**

NSWGS F13639, a trackway sequence of six alternating manus and pes impressions.

**Type locality, unit and age**

Roof siltstone/shale unit from above the Bulli coal seam in the Bellambi Colliery workings in the northern suburbs of Wollongong, New South Wales, Australia. Retallack (1996) originally reported that the track horizon occurred within the Coal Cliff Sandstone of the Clifton Subgroup in the Narrabeen Group (Sydney Basin). However, McLoughlin *et al.* (2021) redefined this thin shale-dominated host unit as equivalent to the Frazer Beach Member of the Moon Island Beach Formation (Newcastle Coal Measures). McLoughlin *et al.* (2021) correlated the Bulli seam with the uppermost Changhsingian (Upper Permian) *Dulhuntyispora parvithola* Zone, and the overlying Frazer Beach Member to the palynomorph 'dead zone' of

Vajda *et al.* (2020), which marks the end-Permian mass extinction interval (see also Mays & McLoughlin 2022). McLoughlin *et al.* (2021) also determined a lower U-Pb zircon age bracket of  $252.1 \pm 0.06$  to  $251.51 \pm 0.14$  Ma.

### Remarks

Retallack (1996) attributed *Dicynodontipus bellambiensis* to a 'Lystrosaurus-like' dicynodont trackmaker based on scale impressions, claw marks and the pentadactyl manus/pes.

**Reniformichnus** Krummeck & Bordy, 2018

### Type species

*Reniformichnus katikatii* Krummeck & Bordy, 2018.

**Reniformichnus australis** McLoughlin, Mays, Vajda, Bocking, Frank & Fielding, 2020

2020, *Reniformichnus australis* McLoughlin, Mays, Vajda, Bocking, Frank & Fielding, p. 345.

### Holotype

NRM X9101a, a burrow infilling; NRM X9101b, a thin-section through the burrow trace structure.

### Type locality, unit and age

Coastal rock exposures at Frazer Beach and Wybung Head in the Munmorah State Conservation Area at Wyong north of Sydney Basin, New South Wales, Australia; Frazer Beach Member of the Moon Island Beach Formation (Newcastle Coal Measures), uppermost Changhsingian (Upper Permian) palynomorph 'dead zone' of Vajda *et al.* (2020), representing the end-Permian mass extinction interval ( $252.1 \pm 0.06$  to  $251.51 \pm 0.14$  Ma; McLoughlin *et al.* 2021).

### Remarks

McLoughlin *et al.* (2020) attributed these burrow traces to cynodonts, indicating the survival of fossorial tetrapods across the end-Permian mass extinction.

### Acknowledgments

We thank the Executive Committee of AAP for instigating compilation of the Australian *Fossil National Species List* (<https://www.australasian-palaeontologists.org/databases>). Laurie Beirne (QM), Matthew Cawood (UNE), Alex Cook (AAOD), Gary Granitch (QM), Matthew Herne (UNE), Scott Hocknull (QM), Lucy Leahey (UQ), Donna Miller (QM), Steve Morton (Monash University), Anthony O'Toole (UQ), Adele Pentland (Curtin University and AAOD), Thomas Rich (NMV), Anthony Romilio (UQ), Robert Smith (LR), Peter Trusler (Melbourne), Patricia Vickers-Rich (Monash University), Izzy von Lichten (University of Tasmania) and Peter Waddington (QM) generously contributed images and information. We would also like to thank two anonymous reviewers, and especially the *Alcheringa* handling editor Stephen McLoughlin (NRM), for their feedback on this work.

### Disclosure statement

No potential conflict of interest was reported by the author(s).

### Funding

SFP acknowledges funding from an Australian Research Council-Laureate Fellowship grant [FL210100103, awarded to Prof. Kliti Grice

(Curtin University)]. BPK acknowledges funding from a Swedish Research Council Project Grant [2020-3423]. LJH is funded under an Australian Government Research Training Program (RTP) Scholarship.

### ORCID

Stephen F. Poropat  <http://orcid.org/0000-0002-4909-1666>

Phil R. Bell  <http://orcid.org/0000-0001-5890-8183>

Lachlan J. Hart  <http://orcid.org/0000-0002-1994-797X>

Steven W. Salisbury  <http://orcid.org/0000-0003-4097-8567>

Benjamin P. Kear  <http://orcid.org/0000-0002-3128-3141>

### References

- AGNOLIN, F.L., EZCURRA, M.D., PAIS, D.F. & SALISBURY, S.W., 2010. A reappraisal of the Cretaceous non-avian dinosaur faunas from Australia and New Zealand: evidence for their Gondwanan affinities. *Journal of Systematic Palaeontology* 8, 257–300.
- AKERMAN, K. & ROZEFELDS, A., 2011. Message in a bottle – a tale of two Triassic temnospondyl (labyrinthodont) femora from Tasmania. *Papers and Proceedings of the Royal Society of Tasmania* 145, 5–7. <https://doi.org/10.26749/rstpp.145.5>
- ALEXANDER, E.M. & SANSOME, A., 1996. Lithostratigraphy and environments of deposition. In *The Petroleum Geology of South Australia. Vol. 2. Eromanga Basin, South Australia*. ALEXANDER, E.M. & HIBBERT, J.E., eds, Department of Mines and Energy Report Book, Adelaide, 49–86.
- ALLAIN, R. & AQUESBI, N., 2008. Anatomy and phylogenetic relationships of *Tazoudasaurus naimi* (Dinosauria, Sauropoda) from the late Early Jurassic of Morocco. *Geodiversitas* 30, 345–417.
- ANDRES, B., CLARK, J. & XU, X., 2014. The earliest pterodactyloid and the origin of the group. *Current Biology* 24, 1011–1016.
- ANDREWS, C.W., 1922. Description of a new plesiosaur from the Weald Clay of Berwick (Sussex). *Quarterly Journal of the Geological Society of London* 78, 285–298.
- ANONYMOUS, 1952a. Dinosaur footprints. *Queensland Government Mineral Journal* 53, 949–950.
- ANONYMOUS, 1959. Ancient monarch of the seas. *Natural History* 68, 22–23.
- ANONYMOUS, 1952b. Dinosaur's footprints in Downs colliery. *Queensland Government Mining Journal* 53, 107.
- ARBOUR, V.M. & CURRIE, P.J., 2016. Systematics, phylogeny and palaeobiogeography of the ankylosaurid dinosaurs. *Journal of Systematic Palaeontology* 14, 385–444.
- ARCHER, M., ARENA, R., BASSAROVA, M., BLACK, K., BRAMMALL, J., COOKE, B., CREASER, P., CROSBY, K., GILLESPIE, A., GODTHELP, H., GOTT, M., HAND, S.J., KEAR, B., KRICKMANN, A., MACKNESS, B., MUIRHEAD, J., MUSSER, A., MYERS, T., PLEDGE, N., WANG, Y. & WROE, S., 1999. The evolutionary history and diversity of Australian mammals. *Australian Mammalogy* 21, 1–45.
- ARCHER, M., FLANNERY, T.F., RITCHIE, A. & MOLNAR, R.E., 1985. First Mesozoic mammal from Australia – an Early Cretaceous monotreme. *Nature* 318, 363–366.
- ARKHANGELSKY, M.S., 1998. On the ichthyosaurian genus *Platypterygius*. *Paleontological Journal* 32, 611–615.
- AVERIANOV, A.O., MARTIN, T., SKUTCHAS, P.P., REZVYI, A.S. & BAKIROV, A.A., 2008. Amphibians from the Middle Jurassic Balabansai Svita in the Fergana Depression, Kyrgyzstan (Central Asia). *Palaeontology* 51, 471–485.
- BAMBERRY, W.J. & HERBERT, C., 1996. Fluvial successions of the Late Permian to Triassic rocks of the northern Sydney Basin. *Australasian Sedimentologists Group Field Guide Series* 9, 1–58.
- BANKS, M.R., 1962. The fossil reptile from Crisp and Gunn's Quarry, West Hobart. *University of Tasmania Geology Department Publications* 102, 1–4.
- BARRETT, P.M., BENSON, R.B.J., RICH, T.H. & VICKERS-RICH, P., 2011. First spinosaurid dinosaur from Australia and the cosmopolitanism of Cretaceous dinosaur faunas. *Biology Letters* 7, 933–936.

- BARRETT, P.M., BUTLER, R.J., EDWARDS, N.P. & MILNER, A.R., 2008. Pterosaur distribution in time and space: an atlas. *Zitteliana B* 28, 61–107.
- BARRETT, P.M., KEAR, B.P. & BENSON, R.B.J., 2010a. Opalized archosaur remains from the Bulldog Shale (Aptian: Lower Cretaceous) of South Australia. *Alcheringa* 34, 293–301.
- BARRETT, P.M., RICH, T.H., VICKERS-RICH, P., TUMANOVA, T.A., INGLIS, M., PICKERING, D., KOOL, L. & KEAR, B.P., 2010b. Ankylosaurian dinosaur remains from the Lower Cretaceous of southeastern Australia. *Alcheringa* 34, 205–217.
- BARTHOLOMAI, A., 1966a. Fossil footprints in Queensland. *Australian Natural History* 15, 147–150.
- BARTHOLOMAI, A., 1966b. The discovery of plesiosaurian remains in freshwater sediments in Queensland. *Australian Journal of Science* 28, 437–438.
- BARTHOLOMAI, A., 1979. New lizard-like reptiles from the Early Triassic of Queensland. *Alcheringa* 3, 225–234.
- BARTHOLOMAI, A. & HOWIE, A., 1970. Vertebrate fauna from the lower Trias of Australia. *Nature* 225, 1063.
- BARTHOLOMAI, A. & MOLNAR, R.E., 1981. *Muttaborrasaurus*, a new iguanodontid (Ornithischia: Ornithopoda) dinosaur from the Lower Cretaceous of Queensland. *Memoirs of the Queensland Museum* 20, 319–349.
- BATSCH, A.J.G.C., 1788. Versuch einer Anleitung, zur Kenntniß und Geschichte der Thiere und Mineralien, für akademische Vorlesungen entworfen, und mit den nöthigsten Abbildungen versehen. Erster Theil. Allgemeine Geschichte der Natur; besondere der Säugthiere, Vögel, Amphibien und Fische. Akademische Buchhandlung, Jena, 528 pp.
- BAUR, G., 1891. Remarks on the reptiles generally called Dinosauria. *American Naturalist* 25, 434–454.
- BELL, P.R., BROUGHAM, T., HERNE, M.C., FRAUENFELDER, T. & SMITH, E.T., 2019a. *Fostoria dhimbangumal* gen. et sp. nov., a new iguanodontian (Dinosauria, Ornithopoda) from the mid-Cretaceous of Lightning Ridge, New South Wales, Australia. *Journal of Vertebrate Paleontology* 39, e1564757.
- BELL, P.R., BURNS, M.E. & SMITH, E.T., 2018a. A probable ankylosaurian (Dinosauria, Thyreophora) from the Early Cretaceous of New South Wales, Australia. *Alcheringa* 42, 120–124.
- BELL, P.R., CAU, A., FANTI, F. & SMITH, E., 2016. A large-clawed theropod (Dinosauria: Tetanurae) from the Lower Cretaceous of Australia and the Gondwanan origin of megaraptorid theropods. *Gondwana Research* 36, 473–487.
- BELL, P.R., FANTI, F., HART, L.J., MILAN, L.A., CRAVEN, S.J., BROUGHAM, T. & SMITH, E., 2019b. Revised geology, age, and vertebrate diversity of the dinosaur-bearing Griman Creek Formation (Cenomanian), Lightning Ridge, New South Wales, Australia. *Palaeogeography, Palaeoclimatology, Palaeoecology* 514, 655–671.
- BELL, P.R., HERNE, M.C., BROUGHAM, T. & SMITH, E.T., 2018b. Ornithopod diversity in the Griman Creek Formation (Cenomanian), New South Wales, Australia. *PeerJ* 6, e6008.
- BENNETT, S.C., 1994. Taxonomy and systematics of the Late Cretaceous pterosaur *Pteranodon* (Pterosauria, Pterodactyloidea). *Occasional Papers of the Natural History Museum, University of Kansas* 169, 1–70.
- BENNETT, S.C. & LONG, J.A., 1991. A large pterodactyloid pterosaur from the Late Cretaceous (late Maastrichtian) of Western Australia. *Records of the Western Australian Museum* 15, 435–443.
- BENSON, R.B.J., BARRETT, P.M., RICH, T.H. & VICKERS-RICH, P., 2010b. A southern tyrant reptile. *Science* 327, 1613.
- BENSON, R.B.J., BARRETT, P.M., RICH, T.H., VICKERS-RICH, P., PICKERING, D. & HOLLAND, T., 2010c. Response to comment on “A southern tyrant reptile”. *Science* 329, 1013–d.
- BENSON, R.B.J., CARRANO, M.T. & BRUSATTE, S.L., 2010a. A new clade of archaic large-bodied predatory dinosaurs (Theropoda: Allosauroidea) that survived to the latest Mesozoic. *Naturwissenschaften* 97, 71–78.
- BENSON, R.B.J. & DRUCKENMILLER, P.S., 2014. Faunal turnover of marine tetrapods during the Jurassic–Cretaceous transition. *Biological Reviews* 89, 1–23.
- BENSON, R.B.J., FITZGERALD, E.M.G., RICH, T.H. & VICKERS-RICH, P., 2013b. Large freshwater plesiosaurian from the Cretaceous of Australia. *Alcheringa* 37, 456–461.
- BENSON, R.B.J., KETCHUM, H.F., NAIISH, D. & TURNER, L.E., 2013a. A new leptocleidid (Sauropterygia, Plesiosauria) from the Vectis Formation (Early Barremian–early Aptian; Early Cretaceous) of the Isle of Wight and the evolution of Leptocleididae, a controversial clade. *Journal of Systematic Palaeontology* 11, 233–250.
- BENSON, R.B.J., RICH, T.H., VICKERS-RICH, P. & HALL, M., 2012. Theropod fauna from southern Australia indicates high polar diversity and climate-driven dinosaur provinciality. *PLoS One* 7, e37122.
- BENTON, M.J., 1985. Classification and phylogeny of the diapsid reptiles. *Zoological Journal of the Linnean Society* 84, 97–164.
- BENTON, M.J. & CLARK, J.M., 1988. Archosaur phylogeny and the relationships of the Crocodylia. In *The Phylogeny and Classification of Tetrapods, Volume 1; Amphibians, Reptiles, Birds*. BENTON, M.J., ed., Clarendon Press, Oxford, 289–332.
- BEVER, G.S., ROWE, T., EKDALE, E.G., MACRINI, T.E., COLBERT, M.W. & BALANOFF, A.M., 2005. Comment on “independent origins of middle ear bones in monotremes and therians” (I). *Science* 309, 1492a.
- BLAINVILLE, H.M.D.D., 1835. Description de quelques espèces de reptiles de la Californie, précédée de l'analyse d'un système général d'erpétologie et d'amphibiologie. *Nouvelles Annales du Muséum d'Histoire Naturelle* 4, 233–296.
- BONAPARTE, C.L., 1832. *Saggio d'una distribuzione metodica degli animali vertebrati a sangue freddo*. Presso Antonio Boulzaler, Rome, Italy, 144 pp.
- BONAPARTE, C.L., 1838. Synopsis vertebratorum systematis. *Nuovi Annali delle Scienze Naturali* 2, 105–133.
- BONAPARTE, J.F., 1986. The early radiation and phylogenetic relationships of the Jurassic sauropod dinosaurs, based on vertebral anatomy. In *The Beginning of the Age of Dinosaurs*. PADIAN, K., ed., Cambridge University Press, Cambridge, 247–258.
- BONAPARTE, J.F., 1999. Tetrapod faunas from South America and India: a palaeobiogeographic interpretation. *Proceedings of the Indian National Science Association* 65A, 427–437.
- BONAPARTE, J.F. & CORIA, R.A., 1993. Un nuevo y gigantesco saurópodo titanosaurio de la Formación Rio Limay (Albiano-Cenomaniano) de la Provincia del Neuquén, Argentina. *Ameghiniana* 30, 271–282.
- BORSUK-BIALYNICKA, M. & EVANS, S.E., 2009. A long-necked archosauromorph from the Early Triassic of Poland. *Palaeontologia Polonica* 65, 203–234.
- BOTHA, J. & SMITH, R.M.H., 2020. Biostratigraphy of the *Lystrosaurus declivis* Assemblage Zone (Beaufort Group, Karoo Supergroup), South Africa. *South African Journal of Geology* 123, 207–216.
- BOYD, C.A., 2015. The systematic relationships and biogeographic history of ornithischian dinosaurs. *PeerJ* 3, e1523.
- BROILI, F., 1907. Ein neuer *Ichthyosaurus* aus der norddeutschen Kreide. *Palaeontographica* 54, 139–162.
- BROOM, R., 1903a. On a new stegocephalian (*Batrachosuchus browni*) from the Karroo Beds of Ariwal (i.e., Aliwal) North, South Africa. *Geological Magazine* 10, 499–501.
- BROOM, R., 1903b. On a new reptile (*Proterosuchus fergusi*) from the Karroo beds of Tarkastad, South Africa. *Annals of the South African Museum* 4, 159–164.
- BROOM, R., 1905. On the use of the term Anomodontia. *Records of the Albany Museum* 1, 266–269.
- BROOM, R., 1915. On the Triassic Stegocephalians, *Brachyops*, *Bothriceps*, and *Lydekkerina*, gen. nov. *Proceedings of the Zoological Society of London* 85, 363–368.
- BROUGHAM, T., SMITH, E.T. & BELL, P.R., 2017. Isolated teeth of Anhangueria (Pterosauria: Pterodactyloidea) from the Lower Cretaceous of Lightning Ridge, New South Wales, Australia. *PeerJ* 5, e3256.
- BROUGHAM, T., SMITH, E.T. & BELL, P.R., 2019. New theropod (Tetanurae: Avetheropoda) material from the 'mid'-Cretaceous Griman Greek[sic Creek] Formation at Lightning Ridge, New South Wales, Australia. *Royal Society Open Science* 6, 180826.
- BROUGHAM, T., SMITH, E.T. & BELL, P.R., 2020. Noasaurids are a component of the Australian 'mid'-Cretaceous theropod fauna. *Scientific Reports* 10, 1428.

- BUFFETAUT, E., RAKSASKULWONG, L., SUTEETHORN, V. & TONG, H., 1994b. First post-Triassic temnospondyl amphibians from the Shan-Thai block: intercentra from the Jurassic of peninsular Thailand. *Geological Magazine* 131, 837–839.
- BUFFETAUT, E., TONG, H. & SUTEETHORN, V., 1994a. First post-Triassic labyrinthodont amphibian in South East Asia: a temnospondyl intercentrum from the Jurassic of Thailand. *Neues Jahrbuch für Geologie und Paläontologie, Monatshefte* 1994, 385–390.
- BURGER, D., 1980. Palynology of the Lower Cretaceous in the Surat Basin. *Bureau of the Mineral Resources. Geology and Geophysics Bulletin* 189, 1–106.
- CALVO, J.O., PORFIRI, J.D. & NOVAS, F.E., 2007. Discovery of a new ornithomimid dinosaur from the Portezuelo Formation (Upper Cretaceous), Neuquén, Patagonia, Argentina. *Arquivos do Museu Nacional, Rio de Janeiro* 65, 471–483.
- CAMENS, A.B., 2010. Were early Tertiary monotremes really all aquatic? Inferring paleobiology and phylogeny from a depauperate fossil record. *Proceedings of the National Academy of Sciences* 107, E12.
- CAMP, C.L. & BANKS, M.R., 1978. A proterosuchian reptile from the Early Triassic of Tasmania. *Alcheringa* 2, 143–158.
- CARBALLIDO, J.L., OTERO, A., MANNION, P.D., SALGADO, L. & PÉREZ MORENO, A., 2022. Titanosauria: a critical reappraisal of its systematics and the relevance of the South American record. In *South American Sauropodomorph Dinosaurs: Record, Diversity and Evolution*. OTERO, A., CARBALLIDO, J.L. & POL, D., eds, Springer Cham, Switzerland, 269–298.
- CARBALLIDO, J.L., POL, D., CERDA, I. & SALGADO, L., 2011. The osteology of *Chubutisaurus insignis* Del Corro, 1975 (Dinosauria: Neosauropoda) from the 'Middle' Cretaceous of Central Patagonia, Argentina. *Journal of Vertebrate Paleontology* 31, 93–110.
- CARBALLIDO, J.L., SALGADO, L., POL, D., CANUDO, J.I. & GARRIDO, A., 2012. A new basal rebbachisaurid (Sauropoda, Diplodocoidea) from the Early Cretaceous of the Neuquén Basin; evolution and biogeography of the group. *Historical Biology* 24, 631–654.
- CARBALLIDO, J.L. & SANDER, P.M., 2014. Postcranial axial skeleton of *Europasaurus holgeri*, (Dinosauria, Sauropoda) from the Upper Jurassic of Germany: implications for sauropod ontogeny and phylogenetic relationships of basal Macronaria. *Journal of Systematic Palaeontology* 12, 335–387.
- CARTER, J., 1846. Notice of the jaws of an *Ichthyosaurus* from the Chalk in the neighbourhood of Cambridge. In Report of the Fifteenth Meeting of the British Association for the Advancement of Science; held at Cambridge in June 1845. John Murray, London, 60.
- CAYLA, N., 2020. Dinosaur geotourism: a world-wide growing tourism niche. In *The Geotourism Industry in the 21st Century*. NEKOUIE SADRY, B., ed., Apple Academic Press, Palm Bay, 449–472.
- CHAPMAN, F., 1914. *Australasian Fossils: A Student's Manual of Palaeontology*. George Robertson and Company, Melbourne, Australia, 341 pp.
- CHAPMAN, F., 1919. New or little-known Victorian fossils in the National Museum. Part XXIV, On a fossil tortoise in ironstone from Carapook, near Casterton. *Proceedings of the Royal Society of Victoria* 32, 11–13.
- CHOO, B., 1999. Cretaceous ichthyosaurs from Western Australia. *Records of the Western Australian Museum, Supplement* 57, 207–218.
- CISNEROS MARTÍNEZ, J.C., 2006. A taxonomic revision of the genus *Procolophon* and the phylogenetic relationships of procolophonoid reptiles. Ph.D. thesis. University of the Witwatersrand, Johannesburg, South Africa, 178 pp. (unpublished)
- CLEMENS, W.A., WILSON, G.P. & MOLNAR, R.E., 2003. An enigmatic (?synapsid) tooth from the Early Cretaceous of New South Wales, Australia. *Journal of Vertebrate Paleontology* 23, 232–237.
- CLOSE, R.A., VICKERS-RICH, P., TRUSLER, P., CHIAPPE, L.M., O'CONNOR, J., RICH, T.H., KOOL, L. & KOMAROWER, P., 2009. Earliest Gondwanan bird from the Cretaceous of southeastern Australia. *Journal of Vertebrate Paleontology* 29, 616–619.
- COLBERT, E.H., 1967. A new interpretation of *Austropelor*, a supposed Jurassic labyrinthodont amphibian from Queensland. *Memoirs of the Queensland Museum* 15, 35–41.
- COLBERT, E.H. & KITCHING, J.W., 1975. The Triassic reptile *Procolophon* in Antarctica. *American Museum Novitates* 2566, 1–23.
- COLBERT, E.H. & MERRILEES, D., 1967. Cretaceous dinosaur footprints from Western Australia. *Journal of the Royal Society of Western Australia* 50, 21–25.
- COLLIVER, F.S., 1956. Triassic footprints in Queensland. *Queensland Naturalist* 15, 78–79.
- CONRAD, J.L., 2008. Phylogeny and systematics of Squamata (Reptilia) based on morphology. *Bulletin of the American Museum of Natural History* 310, 1–182.
- COOK, A.G., SAINI, N. & HOCKNULL, S.A., 2010. Dinosaur footprints from the Lower Jurassic of Mount Morgan, Queensland. *Memoirs of the Queensland Museum* 55, 135–146.
- COOLING, J.J., CROWLEY, J.L., MCKELLAR, J.L., ESTERLE, J.S., NICOLL, R.S. & BIANCHI, V., 2021. Stratigraphic constraints on the Lower Cretaceous Orallo Formation, southeastern Queensland: U–Pb dating of bentonite and palynostratigraphy of associated strata. *Australian Journal of Earth Sciences* 68, 343–354.
- COOMBS, W.P., JR. & MOLNAR, R.E., 1981. Sauropoda (Reptilia, Saurischia) from the Cretaceous of Queensland. *Memoirs of the Queensland Museum* 20, 351–373.
- COOPER, M.R., 1985. A revision of the ornithischian dinosaur *Kangnasaurus coetzeei* Haughton, with a classification of the Ornithischia. *Annals of the South African Museum* 95, 281–317.
- COPE, E.D., 1870. Synopsis of the extinct Batrachia, Reptilia and Aves of North America. *Transactions of the American Philosophical Society* 14, 1–252.
- COPE, E.D., 1872. On the geology and palaeontology of the Cretaceous strata of Kansas. *Preliminary Report of the United States Geological Survey of Montana and Portions of Adjacent Territories*, 318–349.
- COPE, E.D., 1884. The Tertiary Marsupialia. *American Naturalist* 18, 686–697.
- CORTÉS, D., MAXWELL, E.E. & LARSSON, H.C.E., 2021. Re-appearance of hypercarnivore ichthyosaurs in the Cretaceous with differentiated dentition: revision of '*Platypterygius*' *sachicarum* (Reptilia: Ichthyosauria, Ophthalmosauridae) from Colombia. *Journal of Systematic Palaeontology* 19, 969–1002.
- COSGRIFF, J.W., 1965. A new genus of Temnospondyli from the Triassic of Western Australia. *Journal of the Royal Society of Western Australia* 48, 65–90.
- COSGRIFF, J.W., 1967. Triassic labyrinthodonts from New South Wales. *Australian and New Zealand Association for the Advancement of Science, Geology Section* 1967, K4–K5.
- COSGRIFF, J.W., 1969. *Blinasaurus*, a brachyopid genus from Western Australia and New South Wales. *Journal of the Royal Society of Western Australia* 52, 65–88.
- COSGRIFF, J.W., 1972. *Parotosaurus wadei*, a new capitosaurid from New South Wales. *Journal of Paleontology* 46, 545–555.
- COSGRIFF, J.W., 1973. *Notobrachyops pickettii*, a brachyopid from the Ashfield Shale, New South Wales. *Journal of Paleontology* 47, 1094–1101.
- COSGRIFF, J.W., 1974. Lower Triassic Temnospondyli of Tasmania. *Geological Society of America Special Paper* 149, 1–131.
- COSGRIFF, J.W. & DEFAUW, S.L., 1987. A capitosaurid labyrinthodont from the lower Scythian of Tasmania. *Alcheringa* 11, 21–41.
- COSGRIFF, J.W. & GARBUTT, N.K., 1972. *Erythrobrachyus noonkanbahensis*, a trematosaurid species from the Blina Shale. *Journal of the Royal Society of Western Australia* 55, 5–18.
- COSGRIFF, J.W. & ZAWISKIE, J.M., 1979. A new species of the Rhytidosteidae from the *Lystrosaurus* zone and a review of the Rhytidosteidae. *Palaeontologia Africana* 22, 1–27.
- CRUICKSHANK, A.R.I., FORDYCE, R.E. & LONG, J.A., 1999. Recent developments in Australasian sauropterygian palaeontology (Reptilia: Sauropterygia). In *Papers in Vertebrate Palaeontology. Records of the Western Australian Museum, Supplement* 57. BAYNES, A. & LONG, J.A., eds, 201–205.
- CRUICKSHANK, A.R.I. & LONG, J.A., 1997. A new species of pliosaurid reptile from the Early Cretaceous Birdrong Sandstone of Western Australia. *Records of the Western Australian Museum* 18, 263–276.

- CURRIE, P.J., VICKERS-RICH, P. & RICH, T.H., 1996. Possible oviraptorosaur (Theropoda, Dinosauria) specimens from the Early Cretaceous Otway Group of Dinosaur Cove, Australia. *Alcheringa* 20, 73–79.
- D'EMIC, M.D., 2012. Early evolution of titanosauriform sauropod dinosaurs. *Zoological Journal of the Linnean Society* 166, 624–671.
- DAMIANI, R., 2004. Cranial anatomy and relationships of *Microsaurus casei*, a temnospondyl from the Middle Triassic of South Africa. *Journal of Vertebrate Paleontology* 24, 533–541.
- DAMIANI, R.J., 1999. Giant temnospondyl amphibians from the Early to Middle Triassic Narrabeen Group of the Sydney Basin, New South Wales, Australia. *Alcheringa* 23, 87–109.
- DAMIANI, R.J., 2000. Early Triassic mastodontosaurids (Temnospondyli, Stereospodyli) from Western Australia, with remarks on mastodontosaurid palaeobiogeography. *Alcheringa* 24, 299–305.
- DAMIANI, R.J., 2001. A systematic revision and phylogenetic analysis of Triassic mastodontosaurids (Temnospondyli, Stereospodyli). *Zoological Journal of the Linnean Society* 133, 379–482.
- DAMIANI, R.J. & HANCOX, P.J., 2003. New mastodontosaurid temnospondyls from the *Cynognathus* Assemblage Zone (Upper Beaufort Group; Karoo Basin) of South Africa. *Journal of Vertebrate Paleontology* 23, 54–66.
- DAMIANI, R.J. & WARREN, A., 1996. A new look at members of the superfamily Brachyopoidea (Amphibia, Temnospondyli) from the Early Triassic of Queensland and a preliminary analysis of brachyopoid relationships. *Alcheringa* 20, 277–300.
- DAMIANI, R.J. & WARREN, A., 1997. Re-interpretation of *Parotosuchus wadei* Cosgriff, a capitosaurid from the Triassic Narrabeen Group at Gosford, New South Wales, with comments on its growth stage. *Alcheringa* 21, 281–289.
- DAVID, T.W.E., 1932. *Explanatory notes to accompany a new geological map of the Commonwealth of Australia*. The Commonwealth Council for Scientific and Industrial Research, Sydney, 177 pp.
- DAY, R.W., 1969. The Lower Cretaceous of the Great Artesian Basin. In *Stratigraphy and Palaeontology. Essays in Honour of Dorothy Hill*. CAMPBELL, K.S.W., ed., Australian National University Press, Canberra, 140–173.
- DAY, R.W., WHITAKER, W.G., MURRAY, C.G., WILSON, I.H. & GRIMES, K.G., 1983. Queensland Geology; A companion volume to the 1:2 500000 scale geological map (1975). *Geological Survey of Queensland Publication* 383, 1–194.
- DE VIS, C.W., 1911. On some Mesozoic fossils. *Annals of the Queensland Museum* 10, 1–11.
- DELCOURT, R. & GRILLO, O.N., 2018. Tyrannosauroids from the Southern Hemisphere: implications for biogeography, evolution, and taxonomy. *Palaeogeography, Palaeoclimatology, Palaeoecology* 511, 379–387.
- DIAS-DA-SILVA, S. & MARSICANO, C., 2011. Phylogenetic reappraisal of Rhytidosteidae (Stereospodyli: Trematosauria), temnospondyl amphibians from the Permian and Triassic. *Journal of Systematic Paleontology* 9, 305–325.
- DIAS-DA-SILVA, S., SENGUPTA, D.P., CABREIRA, S.F. & DA SILVA, L.R., 2012. The presence of *Compsocerops* (Brachyopoidea: Chigutisauridae) (Late Triassic) in southern Brazil with comments on chigutisaurid palaeobiogeography. *Palaeontology* 55, 163–172.
- DICKINS, J.M., McTAVISH, R.A. & BALME, B.E., 1961. The Beagle Ridge Bore. *Australasian Oil & Gas Journal* 7, 20–21.
- DIEUDONNÉ, P.-E., CRUZADO-CABALLERO, P., GODEFROIT, P. & TORTOSA, T., 2021. A new phylogeny of cerapodan dinosaurs. *Historical Biology* 33, 2335–2355.
- DIEUDONNÉ, P.-E., TORTOSA, T., TORCIDA FERNÁNDEZ-BALDOR, F., CANUDO, J.I. & DÍAZ-MARTÍNEZ, I., 2016. An unexpected early rhabdodontid from Europe (Lower Cretaceous of Salas de los Infantes, Burgos Province, Spain) and a re-examination of basal iguanodontian relationships. *PLoS One* 11, e0156251.
- DONG, Z., 1985. A Middle Jurassic labyrinthodont (*Sinobrachyops placenticephalus* gen. et sp. nov.) from Dashanpu, Zigong, Sichuan Province. *Vertebrata Palasiatica* 23, 301–306.
- DONG, Z., 1988. [Bony tail clubs: defensive weapons in sauropod dinosaurs] (in Chinese). *Hua Shi* 55, 1–31.
- DONG, Z., PENG, G. & HUANG, D., 1989. The discovery of the bony tail club of sauropods. *Vertebrata Palasiatica* 27, 219–224.
- DONG, Z., ZHOU, S. & ZHANG, Z., 1983. Dinosaurs from the Jurassic of Sichuan. *Palaeontologia Sinica (Series C)* 162, 1–145.
- DRUCKENMILLER, P.S. & RUSSELL, A.P., 2008. A phylogeny of Plesiosauria (Sauropterygia) and its bearing on the systematic status of *Leptocleidus* Andrews, 1922. *Zootaxa* 1863, 1–120.
- DUNCAN, R.J., EVANS, A.R., VICKERS-RICH, P., RICH, T.H. & POROPAT, S.F., 2021. Ornithopod jaws from the Lower Cretaceous Eumeralla Formation, Victoria, Australia, and their implications for polar neornithischian dinosaur diversity. *Journal of Vertebrate Paleontology* 41, e1946551.
- ELTINK, E., SCHOCH, R.R. & LANGER, M.C., 2019. Interrelationships, palaeobiogeography and early evolution of Stereospodylomorpha (Tetrapoda: Temnospondyli). *Journal of Iberian Geology* 45, 251–267.
- ETHERIDGE, R., JUNR., 1888. On additional evidence of the genus *Ichthyosaurus* in the Mesozoic rocks (“Rolling Downs Formation”) of north-eastern Australia. *Proceedings of the Linnean Society of New South Wales* 3 (Series 2), 405–409.
- ETHERIDGE, R., JUNR., 1897. An Australian sauropterygian (*Cimoliosaurus*), converted into precious opal. *Records of the Australian Museum* 3, 19–29.
- ETHERIDGE, R., JUNR., 1904. A second sauropterygian converted into opal, from the Upper Cretaceous of White Cliffs, New South Wales. With indications of ichthyopterygians at the same locality. *Records of the Australian Museum* 5, 306–316.
- ETHERIDGE, R., JUNR., 1917. Reptilian notes: *Megalia prisca*, Owen, and *Notiosaurus dentatus*, Owen; Lacertilian dermal armour; Opalized remains from Lightning Ridge. *Proceedings of the Royal Society of Victoria* 29, 127–133.
- EVANS, S.E., 2003. At the feet of the dinosaurs: the early history and radiation of lizards. *Biological Reviews* 78, 513–551.
- EVANS, S.E. & JONES, M.E.H., 2010. The origin, early history and diversification of lepidosauromorph reptiles. In *New Aspects of Mesozoic Biodiversity, Lecture Notes in Earth Sciences*, 132. BANDYOPADHYAY, S., ed., Springer-Verlag, Berlin/Heidelberg, 27–44.
- EXON N.F., 1976. Geology of the Surat Basin in Queensland. *Bureau of Mineral Resources, Geology and Geophysics Bulletin* 166, 1–160.
- EZCURRA, M.D., 2014. The osteology of the basal archosauromorph *Tasmaniosaurus triassicus* from the Lower Triassic of Tasmania, Australia. *PLoS One* 9, e86864.
- EZCURRA, M.D., 2016. The phylogenetic relationships of basal archosauromorphs, with an emphasis on the systematics of proterosuchian archosauroid forms. *PeerJ* 4, e1778.
- EZCURRA, M.D., BANDYOPADHYAY, S. & SEN, K., 2022. A new faunistic component of the Lower Triassic Panchet Formation of India increases the continental non-archosauromorph neodiapsid record in the aftermath of the end-Permian mass extinction. *Journal of Paleontology* 96, 428–438.
- EZCURRA, M.D., BUTLER, R.J., 2015. Taxonomy of the proterosuchid archosauroid forms (Diapsida: Archosauromorpha) from the earliest Triassic of South Africa, and implications for the early archosauroid radiation. *Palaeontology* 58, 141–170.
- EZCURRA, M.D., BUTLER, R.J. & GOWER, D.J., 2013. ‘Proterosuchia’: the origin and early history of Archosauriformes. In *Anatomy, Phylogeny and Palaeobiology of Early Archosaurs and their Kin; Geological Society Special Publication*, 379. NESBITT, S.J., DESOJO, J.B. & IRMIS, R.B., eds, Geological Society, London, 9–33.
- FARMAN, R.M. & BELL, P.R., 2020. Australia’s earliest tetrapod swimming traces from the Hawkesbury Sandstone (Middle Triassic) of the Sydney Basin. *Journal of Paleontology* 94, 966–978.
- FEISTMANTEL, O., 1890. Geological and palaeontological relations of the coal and plant-bearing beds of Palaeozoic and Mesozoic age in eastern Australia and Tasmania with special reference to the fossil flora. *Memoirs of the Geological Survey of New South Wales, Palaeontology* 3, 1–183.
- FISCHER, V., 2016. Taxonomy of *Platypterygius campylodon* and the diversity of the last ichthyosaurs. *PeerJ* 4, e2604.
- FISCHER, V., ARKHANGELSKY, M.S., NAISH, D., STENSHIN, I.M., USPENSKY, G.N. & GODEFROIT, P., 2014. *Simbirskiasaurus* and *Pervushovisaurus* reassessed: implications for the taxonomy and cranial osteology of Cretaceous platypterygiine ichthyosaurs. *Zoological Journal of the Linnean Society* 171, 822–841.



- FISCHER, V., ZVERKOV, N.G., ARKHANGELSKY, M.S., STENSHIN, I.M., BLAGOVETSHENSKY, I.V. & USPENSKY, G.N., 2021. A new elasmosaurid plesiosaurian from the Early Cretaceous of Russia marks an early attempt at neck elongation. *Zoological Journal of the Linnean Society* 192, 1167–1194.
- FITZGERALD, E.M.G., CARRANO, M.T., HOLLAND, T., WAGSTAFF, B.E., PICKERING, D., RICH, T.H. & VICKERS-RICH, P., 2012. First ceratosaurian dinosaur from Australia. *Naturwissenschaften* 99, 397–405.
- FLANNERY, T.F., ARCHER, M., RICH, T.H. & JONES, R., 1995. A new family of monotremes from the Cretaceous of Australia. *Nature* 377, 418–420.
- FLANNERY, T.F. & RICH, T.H., 1981. Dinosaur digging in Victoria. *Australian Natural History* 20, 195–198.
- FLANNERY, T.F., RICH, T.H., VICKERS-RICH, P., VEATCH, E.G. & HELGEN, K.M., 2022b. The Gondwanan origin of Tribosphenida (Mammalia). *Alcheringa* 46, 277–290.
- FLANNERY, T.F., RICH, T.H., VICKERS-RICH, P., ZIEGLER, T., VEATCH, E.G. & HELGEN, K.M., 2022a. A review of monotreme (Monotremata) evolution. *Alcheringa* 46, 3–20.
- FLETCHER, H.O., 1948. Footprints in the sands of time. *Australian Museum Magazine* 9, 247–251.
- FLETCHER, H.O., 1959. A giant marine reptile from the Cretaceous rocks of Queensland. *Australian Museum Magazine* 13, 47–49.
- FLETCHER, T.L. & SALISBURY, S.W., 2010. New pterosaur fossils from the Early Cretaceous (Albian) of Queensland, Australia. *Journal of Vertebrate Paleontology* 30, 1747–1759.
- FOLEY, E.K., ROBERTS, E.M., HENDERSON, R.A., TODD, C.N., KNUTSEN, E.M. & SPANDLER, C., 2022. Middle Jurassic–Lower Cretaceous stratigraphy of the northern Great Australian Superbasin: insights from maximum depositional age constraints from the U–Pb detrital zircon record. *Australian Journal of Earth Sciences* 69, 929–952.
- FORTUNY, J., GASTOU, S., ESCULLIÉ, F., RANIVO HARIMANANA, L. & STEYER, J.-S., 2018. A new extreme longirostrine temnospondyl from the Triassic of Madagascar: phylogenetic and palaeobiogeographical implications for trematosaurids. *Journal of Systematic Palaeontology* 16, 675–688.
- FRAAS, E., 1889. Die Labyrinthodonten der Schwäbischen Trias. *Palaeontographica* 36, 1–158.
- FRAUENFELDER, T.G., BELL, P.R., BROUGHAM, T., BEVITT, J.J., BICKNELL, R.D.C., KEAR, B.P., WROE, S. & CAMPIONE, N.E., 2022. New ankylosaurian cranial remains from the Lower Cretaceous (upper Albian) Toolebuc Formation of Queensland, Australia. *Frontiers in Earth Science* 10, 803505.
- FRAUENFELDER, T.G., CAMPIONE, N.E., SMITH, E.T. & BELL, P.R., 2021. Diversity and palaeoecology of Australia's southern-most sauropods, Griman Creek Formation (Cenomanian), New South Wales, Australia. *Lethaia* 54, 354–367.
- GAFFNEY, E.S., 1981. A review of the fossil turtles of Australia. *American Museum Novitates* 2720, 1–38.
- GAFFNEY, E.S., KOOL, L., BRINKMAN, D.B., RICH, T.H. & VICKERS-RICH, P., 1998. *Otwayemys*, a new cryptodiran turtle from the Early Cretaceous of Australia. *American Museum Novitates* 3233, 1–28.
- GALTON, P.M., 1990. Basal Sauropodomorpha – Prosauropoda. In *The Dinosauria*. WEISHAMP, D.B., DODSON, P. & OSMÓLSKA, H., eds, University of California Press, Berkeley, 320–344.
- GAUTHIER, J., 1986. Saurischian monophyly and the origin of birds. In *The Origin of Birds and the Evolution of Flight*. PADIAN, K., ed., Memoirs of the California Academy of Sciences, USA, 8, 1–55.
- GAUTHIER, J., KLUGE, A.G. & ROWE, T., 1988. Amniote phylogeny and the importance of fossils. *Cladistics* 4, 105–209.
- GEE, B.M., 2022. The disadvantage of derivation: conserved systematic flaws in primary data have repeatedly biased the phylogenetic inference of Temnospondyli (Tetrapoda, Amphibia). *bioRxiv*, 2022.06.22.49672.
- GEE, B.M., MAKOVICKY, P.J. & SIDOR, C.A., 2022. Upside down: 'Cryobatrachus' and the lydekkerinid record from Antarctica. *Journal of Paleontology* 96, 658–683.
- GEE, B.M. & SIDOR, C.A., 2022. Cold capitosaur and polar plagiosaurs: new temnospondyl records from the upper Fremouw Formation (Middle Triassic) of Antarctica. *Journal of Vertebrate Paleontology* 41, e1998086.
- GILL E.D., 1965. Palaeontology of Victoria. *Victorian Year Book* 79, 1–24.
- GILL, T., 1872. Arrangement of the families of mammals and synaptical table of the characters of the subdivisions of mammals. *Smithsonian Miscellaneous Collections* 11, 1–98.
- GODTHELP, H., 2006. Mammal remains from the Toolebuc Formation at Hazel Ck, N.W. Queensland. In *Abstracts from CAVEPS 2005*. *Alcheringa* 30(S1), 443.
- GONZÁLEZ RIGA, B.J., MANNION, P.D., POROPAT, S.F., ORTÍZ DAVID, L.D. & CORIA, J.P., 2018. Osteology of the Late Cretaceous Argentinean sauropod dinosaur *Mendozasaurus neguyelap*: implications for basal titanosaur relationships. *Zoological Journal of the Linnean Society* 184, 136–181.
- GRANT-MACKIE, J.A., AITA, Y., BALME, B.E., CAMPBELL, H.J., CHALLINOR, A.B., MACFARLAN, D.A.B., MOLNAR, R.E., STEVENS, G.R. & THULBORN, R.A., 2000. Jurassic palaeobiogeography of Australasia. *Memoirs of the Association of Australian Palaeontologists* 23, 311–353.
- GROSS, J.D., RICH, T.H. & VICKERS-RICH, P., 1993. Dinosaur bone infection: chronic osteomyelitis in a hypsilophodontid dinosaur in Early Cretaceous, polar Australia. *National Geographic Research and Exploration* 9, 286–293.
- HAIG, D.W., MARTIN, S.K., MORY, A.J., MCLOUGHLIN, S., BACKHOUSE, J., BERRELL, R.W., KEAR, B.P., HALL, R., FOSTER, C.B., SHI, G.R. & BEVAN, J.C., 2015. Early Triassic (early Olenekian) life in the interior of East Gondwana: mixed marine–terrestrial biota from the Kockatea Shale, Western Australia. *Palaeogeography, Palaeoclimatology, Palaeoecology* 417, 511–533.
- HALL, R.L., 1989. Lower Bajocian ammonites (Middle Jurassic; Sonninidae) from the Newmarracarra Limestone, Western Australia. *Alcheringa* 13, 1–20.
- HAMLEY, T., CISNEROS, J.C. & DAMIANI, R., 2021. A procolophonid reptile from the Lower Triassic of Australia. *Zoological Journal of the Linnean Society* 192, 554–609.
- HAMMER, W.R., 1987. Paleoecology and phylogeny of the Trematosauridae. In *Gondwana Six: Stratigraphy, Sedimentology, and Paleontology*. MCKENZIE, G.D., ed., American Geophysical Union, Washington, D.C., 73–83.
- HAMPE, O., 1992. Ein großfüßiger Pliosauride (Reptilia: Plesiosauria) aus der Unterkreide (oberes Aptium) von Kolumbien. *Courier Forschungsinstitut Senckenberg* 145, 1–32.
- HANCOX, P.J., DAMIANI, R.J. & RUBIDGE, B.S., 2000. First occurrence of *Paracyclotaurus* (Temnospondyli, Capitosauridae) in the Karoo Basin of South Africa and its biostratigraphic significance. *South African Journal of Science* 96, 135–137.
- HANCOX, P.J., NEVELING, J. & RUBIDGE, B.S., 2020. Biostratigraphy of the *Cynognathus* Assemblage Zone (Beaufort Group, Karoo Supergroup), South Africa. *South African Journal of Geology* 123, 217–238.
- HARPER, L.F., 1915. Geology and Mineral Resources of the Southern Coal-field; with Maps and Sections. Part I–The South Coastal Portion. *Geological Survey of New South Wales Memoir* 7, 1–410.
- HART, L.J., CAMPIONE, N.E. & MCCURRY, M.R., 2022. On the estimation of body mass in temnospondyls: a case study using the large-bodied *Eryops* and *Paracyclotaurus*. *Palaeontology* 65, e12629.
- HART, L.J., GEE, B.M., SMITH, P.M. & MCCURRY, M.R., in press. A new chigutisaurid (Brachyopoidea, Temnospondyli) with soft tissue preservation from the Triassic Sydney Basin, New South Wales, Australia. *Journal of Vertebrate Paleontology*.
- HART, L.J., 2020. Taxonomic clarifications concerning the crocodyliiform genus *Isisfordia*. *PeerJ* 8, e8630.
- HART, L.J., BELL, P.R., SMITH, E.T., MITCHELL, D.R., BROUGHAM, T. & SALISBURY, S.W., 2021. A probable skeleton of *Isisfordia* (Crocodyliformes) and additional crocodyliiform remains from the Griman Creek Formation (Cenomanian, New South Wales, Australia). *Journal of Paleontology* 95, 351–366.
- HART, L.J., BELL, P.R., SMITH, E.T. & SALISBURY, S.W., 2019. *Isisfordia molnari* sp. nov., a new basal eusuchian from the mid-Cretaceous of Lightning Ridge, Australia. *PeerJ* 7, e7166.
- HART, L.J., MCCURRY, M.R., FRESE, M., PEACHEY, T.J. & BROCKS, J., 2021. The first tetrapod remains from the Upper Jurassic Talbragar Fossil Fish Bed. *Alcheringa* 45, 423–428.

- HATSCHKE, B. & CORI, C.J., 1896. *Elementarcurs der Zootomie in fünfzehn Vorlesungen*. Gustav Fischer, Jena, 103 pp.
- HAUBOLD, H., 1971. *Ichnia Amphibiorum et Reptilorum fossilium*. Fisher Verlag, Stuttgart, 124 pp.
- HAUGHTON, S.H., 1924. On a new type of thecodont from the Middle Beaufort Beds. *Annals of the Transvaal Museum* 11, 93–97.
- HAUGHTON, S.H., 1925. Investigations in South African fossil reptiles and Amphibia (Part 13). *Annals of the South African Museum* 22, 227–261.
- HELBY, R., 1973. Review of Late Permian and Triassic palynology of New South Wales. *Geological Society of Australia Special Publication* 4, 141–155.
- HELBY, R., MORGAN, R. & PARTRIDGE, A.D., 1987. A palynological zonation of the Australian Mesozoic. *Memoir of the Association of Australasian Palaeontologists* 4, 1–94.
- HELL, A.J., 2001. M'Coy and the Australian ichthyosaur *Ichthyosaurus australis* (M'Coy, 1867). *The Victorian Naturalist* 118, 294–297.
- HENDERSON, R.A., CRAMPTON, J.S., DETTMANN, M.E., DOUGLAS, J.G., HAIG, D., SHAFIK, S., STILWELL, J.D. & THULBORN, R.A., 2000. Biogeographical observations on the Cretaceous biota of Australia. *Memoirs of the Association of Australian Palaeontologists* 23, 355–404.
- HERBERT, C., 1983. Sydney Basin stratigraphy. in *Geology of the Sydney 1:100,000 Sheet 9130*. HERBERT, C., ed., *New South Wales Department of Natural Resources*, Sydney, Australia, 7–34.
- HERBERT, C., 1997. Sequence stratigraphic analysis of early and middle Triassic alluvial and estuarine facies in the Sydney Basin, Australia. *Australian Journal of Earth Sciences* 44, 125–143.
- HERNE, M.C., NAIR, J.P., EVANS, A.R. & TAIT, A.M., 2019. New small-bodied ornithopods (Dinosauria, Neornithischia) from the Early Cretaceous Wonthaggi Formation (Strzelecki Group) of the Australian-Antarctic rift system, with revision of *Qantassaurus intrepidus* Rich and Vickers-Rich, 1999. *Journal of Paleontology* 93, 543–584.
- HERNE, M.C., NAIR, J.P. & SALISBURY, S.W., 2010. Comment on "A southern tyrant reptile". *Science* 329, 1013–c.
- HERNE, M.C. & SALISBURY, S.W., 2009. The status of *Leallynasaura amicagraphica* (Dinosauria: Ornithischia) from the Early Cretaceous of south-eastern Australia. In *Conference on Australian Vertebrate Evolution, Palaeontology and Systematics 2009*; *Geological Society of Australia Abstracts* 93. TRAVOUILLON, K.J., WORTHY, T.H., HAND, S.J. & CREASER, P., eds, Geological Society of Australia, Sydney, Australia, 35.
- HERNE, M.C., TAIT, A.M. & SALISBURY, S.W., 2016. Sedimentological reappraisal of the *Leallynasaura amicagraphica* (Dinosauria, Ornithopoda) holotype locality in the Lower Cretaceous of Victoria, Australia, with taphonomic implications for the taxon. In *Cretaceous Period: Biotic Diversity and Biogeography*. KHOSLA, A. & LUCAS, S.G., eds, New Mexico Museum of Natural History and Science, Albuquerque, New Mexico, 121–148.
- HERNE, M.C., TAIT, A.M., WEISBECKER, V., HALL, M., NAIR, J.P., CLELAND, M. & SALISBURY, S.W., 2018. A new small-bodied ornithopod (Dinosauria, Ornithischia) from a deep, high-energy Early Cretaceous river of the Australian–Antarctic rift system. *PeerJ* 5, e4113.
- HILL, D., PLAYFORD, G. & WOODS, J.T., eds, 1966. *Jurassic Fossils of Queensland*. Queensland Palaeontographical Society, Brisbane, Australia, 32 pp.
- HILLS, E.S., 1958. A brief review of Australian fossil vertebrates. In *Studies on Fossil Vertebrates: Essays presented to David Meredith Seares Watson*. WESTOLL, T.S., ed., The Athlone Press, University of London, London, 86–107.
- HILL, R.V., WITMER, L.M. & NORELL, M.A., 2003. A new specimen of *Pinacosaurus grangeri* (Dinosauria: Ornithischia) from the Late Cretaceous of Mongolia: ontogeny and phylogeny of ankylosaurs. *American Museum Novitates* 3395, 1–29.
- HITCHCOCK, E.H., 1845. An attempt to name, classify, and describe the animals that made the fossil footmarks of New England. *Proceedings of the 6th Annual Meeting of the Association of American Geologists and Naturalists New Haven* 6, 23–25.
- HOCKNULL, S.A. & COOK, A.G., 2008. Hysilophodontid (Dinosauria, Ornithischia) from latest Albian, Winton Formation, central Queensland. *Memoirs of the Queensland Museum* 52, 212.
- HOCKNULL, S.A., WHITE, M.A., TISCHLER, T.R., COOK, A.G., CALLEJA, N.D., SLOAN, T. & ELLIOTT, D.A., 2009. New mid-Cretaceous (latest Albian) dinosaurs from Winton, Queensland, Australia. *PLoS One* 4, e6190.
- HOCKNULL, S.A., WILKINSON, M., LAWRENCE, R.A., KONSTANTINOV, V., MACKENZIE, S. & MACKENZIE, R., 2021. A new giant sauropod, *Australotitan cooperensis* gen. et sp. nov., from the mid-Cretaceous of Australia. *PeerJ* 9, e11317.
- HOLGADO, B. & PEGAS, R.V., 2020. A taxonomic and phylogenetic review of the anhanguerid pterosaur group Coloborhynchinae and the new clade Tropeognathinae. *Acta Palaeontologica Polonica* 65.
- HOLLAND, T., 2018. The mandible of *Kronosaurus queenslandicus* Longman, 1924 (Pliosauridae, Brachaucheniinae), from the Lower Cretaceous of northwest Queensland, Australia. *Journal of Vertebrate Paleontology* 38, e1511569.
- HOWCHIN, W., 1925–1930. *The Building of Australia and the Succession of Life: with Special Reference to South Australia*. R.E.E. Rodgers, Adelaide, 750 pp.
- HOWIE, A., 1972a. A brachyopid labyrinthodont from the Lower Trias of Queensland. *Proceedings of the Linnean Society of New South Wales* 96, 268–277.
- HOWIE, A.A., 1972b. On a Queensland labyrinthodont. In *Studies in Vertebrate Evolution: Essays Presented to R. F. Parrington*. JOYSEY, K.A. & KEMP, T.S., eds, Oliver Boyd, Edinburgh, 50–64.
- HUENE, F.V., 1914. Das natürliche System der Saurischia. *Centralblatt für Mineralogie, Geologie und Paläontologie* 1914, 154–158.
- HUENE, F.V., 1927. Beitrag zur Kenntnis mariner mesozoischer Wirbeltiere in Argentinien. *Centralblatt für Mineralogie, Geologie und Paläontologie* 1927, 22–29.
- HUENE, F.V., 1920. *Gonioglyptus*, ein Alttriassischer Stegocephale aus Indien. *Acta Zoologica* 1, 433–464.
- HUENE, F.V., 1922. *Die Ichthyosaurier des Lias und ihre Zusammenhänge*. Gebrüder Borntraeger, Berlin, 114 pp.
- HUENE, F.V., 1932. Die fossile Reptil-Ordnung Saurischia, ihre Entwicklung und Geschichte. *Monographien zur Geologie und Paläontologie (Series 1)* 4, 1–361.
- HUENE, F.V., 1946. Die grossen Stämme der Tetrapoden in den geologischen Zeiten. *Biologisches Zentralblatt* 65, 268–275.
- HUXLEY, T.H., 1859. On some amphibian and reptilian remains from South Africa and Australia. *Quarterly Journal of the Geological Society of London* 15, 642–658.
- JAEKEL, O., 1914. Über die Wirbeltierfunde in der oberen Trias von Halberstadt. *Paläontologische Zeitschrift* 1, 155–215.
- JAEKEL, O., 1922. Neues über Hemispondyla. *Paläontologische Zeitschrift* 5, 1–25.
- JANNEL, A., NAIR, J.P., PANAGIOTOPOULOU, O., ROMILIO, A. & SALISBURY, S.W., 2019. "Keep your feet on the ground": simulated range of motion and hind foot posture of the Middle Jurassic sauropod *Rhoetosaurus brownei* and its implications for sauropod biology. *Journal of Morphology* 280, 849–878.
- JANSSON, I.-M., MCLOUGHLIN, S., VAJDA, V. & POLE, M., 2008. An Early Jurassic flora from the Clarence-Moretton Basin, Australia. *Review of Palaeobotany and Palynology* 150, 5–21.
- JEANNOT, A.M., DAMIANI, R. & RUBIDGE, B.S., 2006. Cranial anatomy of the Early Triassic stereospondyl *Lydekkerina huxleyi* (Tetrapoda: Temnospondyli) and the taxonomy of South African lydekkerinids. *Journal of Vertebrate Paleontology* 26, 822–838.
- JOHNSTON, R.M., 1885. Discovery of a cone, probably of a species of *Lepidostrobus*, in the sandstones of Campania. *Papers and Proceedings of the Royal Society of Tasmania* 1884, 225.
- JOYCE, W.G., 2017. A review of the fossil record of basal Mesozoic turtles. *Bulletin of the Peabody Museum of Natural History* 58, 65–113.
- JOYCE, W.G., PARHAM, J.F., ANQUETIN, J., CLAUDE, J., DANILOV, I.G., IVERSON, J.B., KEAR, B.P., LYSON, T.R., RABI, M. & STERLI, J., 2020a. Testudines. In *Phylonyms: A Companion to the PhyloCode*. DE QUEIROZ, K., CANTINO, P.D. & GAUTHIER, J.A., eds, CRC Press, Berkeley, CA, 1049–1051.
- JOYCE, W.G., PARHAM, J.F., ANQUETIN, J., CLAUDE, J., DANILOV, I.G., IVERSON, J.B., KEAR, B.P., LYSON, T.R., RABI, M. & STERLI, J., 2020b. Testudinata. In *Phylonyms: A Companion to the PhyloCode*. DE

- QUEIROZ, K., CANTINO, P.D. & GAUTHIER, J.A., eds, CRC Press, Berkeley, CA, USA, 1045–1048.
- JOYCE, W.G., PARHAM, J.F. & GAUTHIER, J.A., 2004. Developing a protocol for the conversion of rank-based taxon names to phylogenetically defined clade names, as exemplified by turtles. *Journal of Paleontology* 78, 989–1013.
- JUPP, R. & WARREN, A.A., 1986. The mandibles of the Triassic temnospondyl amphibians. *Alcheringa* 10, 99–124.
- KALANDADZE, N.N., 1968. Каталог пермских и триасовых тетрапод СССР. In *Верхнепалеозойские и мезозойские земноводные и пресмыкающиеся СССР*. Наука, Moscow, Russia, 72–91.
- KAUP, J.J., 1834. Versuch einer Eintheilung der Saugethiere in 6 Stämme und der Amphibien in 6 Ordnungen. *Isis* 3, 311–315.
- KEAR, B.P., 2001a. Dental caries in an Early Cretaceous ichthyosaur. *Alcheringa: An Australasian Journal of Palaeontology* 25, 387–390. <https://doi.org/10.1080/03115510108619228>
- KEAR, B.P., 2001b. Elasmosaur (Reptilia: Plesiosauria) basicranial remains from the Early Cretaceous of Queensland. *Records of the South Australian Museum* 34, 127–133.
- KEAR, B.P., 2002a. Darwin Formation (Early Cretaceous, Northern Territory) marine reptile remains in the South Australian Museum. *Records of the South Australian Museum* 35, 33–47.
- KEAR, B.P., 2002b. Reassessment of the Early Cretaceous plesiosaur *Cimoliasaurus maccoyi* Etheridge, 1904 (Reptilia: Sauropterygia) from White Cliffs, New South Wales. *Australian Journal of Zoology* 50, 671–685.
- KEAR, B.P., 2003. Cretaceous marine reptiles of Australia: a review of taxonomy and distribution. *Cretaceous Research* 24, 277–303.
- KEAR, B.P., 2004. Biogeographic and biostratigraphic implications of Australian Mesozoic marine reptiles. *Australian Biologist* 17, 4–22.
- KEAR, B.P., 2005a. Cranial morphology of *Platypterygius longmani* Wade, 1990 (Reptilia: Ichthyosauria) from the Lower Cretaceous of Australia. *Zoological Journal of the Linnean Society* 145, 583–622.
- KEAR, B.P., 2005b. Marine reptiles from the Lower Cretaceous (Aptian) deposits of White Cliffs, south-eastern Australia: implications of a high-latitude cold water assemblage. *Cretaceous Research* 26, 769–782.
- KEAR, B.P., 2005c. A new elasmosaurid plesiosaur from the Lower Cretaceous of Queensland, Australia. *Journal of Vertebrate Paleontology* 25, 792–805.
- KEAR, B.P., 2006a. Plesiosaur remains from Cretaceous high-latitude non-marine deposits in southeastern Australia. *Journal of Vertebrate Paleontology* 26, 196–199.
- KEAR, B.P., 2006b. First gut contents in a Cretaceous sea turtle. *Biology Letters* 2, 113–115.
- KEAR, B.P., 2006c. Marine reptiles from the Lower Cretaceous of South Australia: elements of a high-latitude cold-water assemblage. *Palaeontology* 49, 837–856.
- KEAR, B.P., 2006d. Reassessment of *Cratochelone berneyi* Longman, 1915, a giant sea turtle from the Early Cretaceous of Australia. *Journal of Vertebrate Paleontology* 26, 779–783.
- KEAR, B.P., 2007a. A juvenile plesiosaurid plesiosaur (Reptilia: Sauropterygia) from the Lower Cretaceous of South Australia. *Journal of Paleontology* 81, 154–162.
- KEAR, B.P., 2007b. Taxonomic clarification of the Australian elasmosaurid genus *Eromangasaurus*, with reference to other austral elasmosaur taxa. *Journal of Vertebrate Paleontology* 27, 241–246.
- KEAR, B.P., 2009. Proterosuchid archosaur remains from the Early Triassic Bulgo Sandstone of Long Reef, New South Wales. *Alcheringa* 33, 331–337.
- KEAR, B.P., 2012. A revision of Australia's Jurassic plesiosaurs. *Palaeontology* 55, 1125–1138.
- KEAR, B.P., 2016. Cretaceous marine amniotes of Australia: perspectives on a decade of new research. *Memoirs of Museum Victoria* 74, 17–28.
- KEAR, B.P. & BARRETT, P.M., 2011. Reassessment of the Lower Cretaceous (Barremian) plesiosaurid *Leptocleidus superstes* Andrews, 1922 and other plesiosaur remains from the nonmarine Wealden succession of southern England. *Zoological Journal of the Linnean Society* 161, 663–691.
- KEAR, B.P., BOLES, W.E. & SMITH, E.T., 2003. Unusual gut contents in a Cretaceous ichthyosaur. *Proceedings of the Royal Society B* 270, S206–S208.
- KEAR, B.P., DEACON, G.L. & SIVERTON, M., 2010. Remains of a Late Cretaceous pterosaur from the Molecap Greensand of Western Australia. *Alcheringa* 34, 273–279.
- KEAR, B.P., FORDYCE, R.E., HILLER, N. & SIVERTON, M., 2018. A palaeobiogeographical synthesis of Australasian Mesozoic marine tetrapods. *Alcheringa* 42, 461–486.
- KEAR, B.P. & HAMILTON-BRUCE, R.J., 2011. *Dinosaurs in Australia: Mesozoic Life from the Southern Continent*. CSIRO Publishing, Melbourne, Australia, 200 pp.
- KEAR, B.P. & LEE, M.S.Y., 2006. A primitive protostegid from Australia and early sea turtle evolution. *Biology Letters* 2, 116–119.
- KEAR, B.P., LONG, J.A. & MARTIN, J.E., 2005. A review of Australian mosasaur occurrences. *Netherlands Journal of Geosciences – Geologie en Mijnbouw* 84, 307–313.
- KEAR, B.P., SCHROEDER, N.I. & LEE, M.S.Y., 2006. An archaic crested plesiosaur in opal from the Lower Cretaceous high-latitude deposits of Australia. *Biology Letters* 2, 615–619.
- KEAR, B.P. & SIVERTON, M., 2010. First evidence of a Late Cretaceous sea turtle from Australia. *Alcheringa* 34, 265–272.
- KEAR, B.P. & ZAMMIT, M., 2014. In utero foetal remains of the Cretaceous ichthyosaurian *Platypterygius*: ontogenetic implications for character state efficacy. *Geological Magazine* 151, 71–86. <https://doi.org/10.1017/S0016756813000113>
- KELLNER, A.W.A., 2003. Pterosaur phylogeny and comments on the evolutionary history of the group. In *Evolution and Palaeobiology of Pterosaurs; Geological Society Special Publication*, 217. Buffetaut, É. & Mazin, J.-M., eds, Geological Society, London, 105–137.
- KELLNER, A.W.A., RICH, T.H., COSTA, F.R., VICKERS-RICH, P., KEAR, B.P., WALTERS, M. & KOOL, L., 2010. New isolated pterodactyloid bones from the Albian Toolebuc Formation (western Queensland, Australia) with comments on the Australian pterosaur fauna. *Alcheringa* 34, 219–230.
- KELLNER, A.W.A., RODRIGUES, T. & COSTA, F.R., 2011. Short note on a pteranodontoid pterosaur (Pterodactyloidea) from western Queensland, Australia. *Anais da Academia Brasileira de Ciências* 83, 301–308.
- KETCHUM, H.F. & BENSON, R.B.J., 2010. Global interrelationships of Plesiosauria (Reptilia, Sauropterygia) and the pivotal role of taxon sampling in determining the outcome of phylogenetic analyses. *Biological Reviews* 85, 361–392.
- KIELAN-JAWOROWSKA, Z., CIFELLI, R.L. & LUO, Z., 1998. Alleged Cretaceous placental from down under. *Lethaia* 31, 267–268.
- KIELAN-JAWOROWSKA, Z., CIFELLI, R.L. & LUO, Z.-X., eds, 2004. *Mammals from the Age of Dinosaurs: Origins, Evolution, and Structure*. Columbia University Press, New York, 630 pp.
- KING, G.M., 1983. First mammal-like reptile from Australia (comment). *Nature* 306, 209.
- KITCHENER, J.L., CAMPIONE, N.E., SMITH, E.T. & BELL, P.R., 2019. High-latitude neonate and perinate ornithomorphs from the mid-Cretaceous of southeastern Australia. *Scientific Reports* 9, 19600.
- KITCHING, J.W. & RAATH, M.A., 1984. Fossils from the Elliot and Clarens formations (Karoo sequence) of the northeastern Cape, Orange Free State and Lesotho, and a suggested biozonation based on tetrapods. *Palaeontologia Africana* 25, 111–125.
- KLEIN, J.T., 1760. *Classification und Kurze Geschichte der Vierfüßigen Thiere, aus dem Lateinischen übersetzt, und mit Zusätzen vermehret, nebst einer Vorrede von F. D. Behn*. Jonas Schmidt, Lübeck, Germany, 381 pp.
- KLINKHAMER, A.J., MALLISON, H., POROPAT, S.F., SINAPIUS, G.H.K. & WROE, S., 2018. Three-dimensional musculoskeletal modelling of the sauropodomorph hind limb: the effect of postural change on muscle leverage. *Anatomical Record* 301, 2145–2163.
- KLINKHAMER, A.J., MALLISON, H., POROPAT, S.F., SLOAN, T. & WROE, S., 2019. Comparative three-dimensional moment arm analysis of the sauropod forelimb: implications for the transition to a wide-gauge stance in titanosaurs. *Anatomical Record* 302, 794–817.

- KOTEVSKI, J. & POROPAT, S.F., 2022. On the first dinosaur tooth reported from Australia (Theropoda: Megaraptoridae). *Alcheringa: An Australasian Journal of Palaeontology* 46, 174–179.
- KRIEG, G.W. & ROGERS, P.A., 1995. Stratigraphy: marine succession. In *The Geology of South Australia. Volume 2. The Phanerozoic*. DREXEL, J.F. & PREISS, W.V., eds, Geological Survey of South Australia Bulletin 54, Adelaide, 112–123.
- KRUMMECK, W.D. & BORDY, E.M., 2018. *Reniformichnus katikatii* (new ichnogenus and ichnospecies): continental vertebrate burrows from the Lower Triassic, main Karoo Basin, South Africa. *Ichnos* 25, 138–149.
- KUBO, T., MITCHELL, M.T. & HENDERSON, D.M., 2012. *Albertonectes vanderveldei*, a new elasmosaur (Reptilia, Sauropterygia) from the Upper Cretaceous of Alberta. *Journal of Vertebrate Paleontology* 32, 557–572.
- KUHN, O., 1961. *Die Familien der rezenten und fossilen Amphibien und Reptilien*. Meisenbach, Bamberg, 79 pp.
- KUNDRÁT, M., RICH, T.H., LINDGREN, J., SJÖVALL, P., VICKERS-RICH, P., CHIAPPE, L.M. & KEAR, B.P., 2020. A polar dinosaur feather assemblage from Australia. *Gondwana Research* 80, 1–11.
- KUROCHKIN, E.N. & MOLNAR, R.E., 1997. New material of enantiornithine birds from the Early Cretaceous of Australia. *Alcheringa* 21, 291–297.
- LA CROIX, A.D., SOBCZAK, K., ESTERLE, J.S., BIANCHI, V., WANG, J., HE, J., HAYES, P., UNDERSCHULTZ, J.R. & GARNETT, A., 2022. Integrating palynostratigraphy with zircon geochronology in the Lower Jurassic Precipice Sandstone and Evergreen Formation to improve stratigraphic correlation within the Great Artesian Basin, Australia. *Marine and Petroleum Geology* 144, 105845.
- LAMANNA, M.C., CASAL, G.A., MARTÍNEZ, R.D.F. & IBIRICU, L.M., 2020. Megaraptorid (Theropoda: Tetanurae) partial skeletons from the Upper Cretaceous Bajo Barreal Formation of central Patagonia, Argentina: implications for the evolution of large body size in Gondwanan megaraptorans. *Annals of Carnegie Museum* 86, 255–294.
- LAURIN, M. & REISZ, R.R., 1995. A reevaluation of early amniote phylogeny. *Zoological Journal of the Linnean Society* 113, 165–223.
- LEAHEY, L.G., MOLNAR, R.E., CARPENTER, K., WITMER, L.M. & SALISBURY, S.W., 2015. Cranial osteology of the ankylosaurian dinosaur formerly known as *Minmi* sp. (Ornithischia: Thyreophora) from the Lower Cretaceous Allaru Mudstone of Richmond, Queensland, Australia. *PeerJ* 3, e1475.
- LEAHEY, L.G. & SALISBURY, S.W., 2013. First evidence of ankylosaurian dinosaurs (Ornithischia: Thyreophora) from the mid-Cretaceous (late Albian–Cenomanian) Winton Formation of Queensland, Australia. *Alcheringa* 37, 249–257.
- LEIDY, J. 1851. [Descriptions of a number of fossil reptilian and mammalian remains]. *Proceedings of the Academy of Natural Sciences of Philadelphia* 5, 325–327.
- LEITE, K.J. & FORTIER, D.C., 2018. The palate and choanae structure of the *Susisuchus anatoceps* (Crocodyliformes, Eusuchia): phylogenetic implications. *PeerJ* 6, e5372.
- LINNAEUS, C., 1758. *Systema Naturae per Regna Tria Naturae. Vol. 1. Regnum Animale. Tenth Edition*. Trustees of the British Museum (Natural History), London, 823 pp.
- LOCKLEY, M.G., MEYER, C.A. & DOS SANTOS, V.F., 1996. *Megalosauripus*, *Megalosaropus*[sic] and the concept of megalosaur footprints. *Museum of Northern Arizona Bulletin* 60, 113–118.
- LOCKLEY, M.G., MEYER, C.A. & DOS SANTOS, V.F., 2000. *Megalosauripus* and the problematic concept of megalosaur footprints. In *Aspects of Theropod Paleobiology; Gaia*, 15. PÉREZ-MORENO, B.P., HOLTZ, T.R., JR., SANZ, J.L. & MORATALLA, J.J., eds, 313–337. Museu Nacional de História Natural, Universidade de Lisboa.
- LONG, J., 1990. *Dinosaurs of Australia and other Animals of the Mesozoic Era*. Reed Books, Balgowah, New South Wales, 87 pp.
- LONG, J., 1993. *Dinosaurs of Australia and other Animals of the Triassic, Jurassic and Cretaceous Periods*. Reed Books, Balgowah, New South Wales, 87 pp.
- LONG, J.A., 1992a. Cretaceous dinosaur ichnofauna from Broome, Western Australia. *The Beagle, Records of the Northern Territory Museum of Arts and Sciences* 9, 262.
- LONG, J.A., 1992b. First dinosaur bones from Western Australia. *The Beagle, Records of the Northern Territory Museum of Arts and Sciences* 9, 21–27.
- LONG, J.A., 1995. A theropod dinosaur bone from the Late Cretaceous Molecap Greensand, Western Australia. *Records of the Western Australian Museum* 17, 143–146.
- LONG, J.A., 1998. *Dinosaurs of Australia and New Zealand and other Prehistoric Animals of the Mesozoic Era*. University of New South Wales Press, Sydney, 188 pp.
- LONG, J.A. & BUFFETAUT, E., 2001. A biogeographic comparison of the dinosaurs and associated vertebrate faunas from the Mesozoic of Australia and Southeast Asia. In *Faunal and floral migrations and evolution in SE Asia-Australasia*. METCALFE, I., SMITH, J.M.B., MORWOOD M. & DAVIDSON I., eds, A.A. Balkema, Lisse, 97–103.
- LONG, J.A. & CRUICKSHANK, A.R.I., 1998. Further records of plesiosaurian reptiles of Jurassic and Cretaceous age from Western Australia. *Records of the Western Australian Museum* 19, 47–55.
- LONGMAN, H.A., 1915. On a giant turtle from the Queensland Lower Cretaceous. *Memoirs of the Queensland Museum* 3, 24–29.
- LONGMAN, H.A., 1924. A new gigantic marine reptile from the Queensland Cretaceous, *Kronosaurus queenslandicus* new genus and species. *Memoirs of the Queensland Museum* 8, 26–28.
- LONGMAN, H.A., 1926. A giant dinosaur from Durham Downs, Queensland. *Memoirs of the Queensland Museum* 8, 183–194.
- LONGMAN, H.A., 1927a. The giant dinosaur: *Rhoetosaurus brownei*. *Memoirs of the Queensland Museum* 9, 1–18.
- LONGMAN, H.A., 1927b. Australia's largest fossil. *The Rhoetosaurus dinosaur*. *Australian Museum Magazine* 3, 97–102.
- LONGMAN, H.A., 1930. *Kronosaurus queenslandicus*. A gigantic Cretaceous plesiosaur. *Memoirs of the Queensland Museum* 10, 1–7.
- LONGMAN, H.A., 1933. A new dinosaur from the Queensland Cretaceous. *Memoirs of the Queensland Museum* 10, 131–144.
- LONGMAN, H.A., 1935. Palaeontological notes. *Memoirs of the Queensland Museum* 10, 236–239.
- LONGMAN, H.A., 1941. A Queensland fossil amphibian. *Memoirs of the Queensland Museum* 12, 29–32.
- LONGMAN, H.A., 1943. Further notes on Australian ichthyosaurs. *Memoirs of the Queensland Museum* 12, 101–104.
- LONG, J.A. & MOLNAR, R.E., 1998. A new Jurassic theropod dinosaur from Western Australia. *Records of the Western Australian Museum* 19, 121–129.
- LUDBROOK, N.H., 1966. Cretaceous biostratigraphy of the Great Artesian Basin in South Australia. *Geological Survey of South Australia, Bulletin* 40, 1–223.
- LUNDELIUS, E., JR. & WARNE, S.S.J., 1960. Mosasaur remains from the Upper Cretaceous of Western Australia. *Journal of Paleontology* 34, 1215–1217.
- LUO, Z.-X., CIFELLI, R.L. & KIELAN-JAWOROWSKA, Z., 2001. Dual origin of tribosphenic mammals. *Nature* 409, 53–57.
- LUO, Z.-X., KIELAN-JAWOROWSKA, Z. & CIFELLI, R.L., 2002. In quest for a phylogeny of Mesozoic mammals. *Acta Palaeontologica Polonica* 47, 1–78.
- LYDEKKER, R., 1885. Indian pre-Tertiary Vertebrata. The Reptilia and Amphibia of the Maleri and Denwa groups. *Palaeontologia Indica* 1, 1–38.
- LYDEKKER, R., 1889a. Note on the occurrence of a species of *Bothriceps* in the Karoo System of South Africa. *Journal of Natural History* 4, 475–476.
- LYDEKKER, R., 1889b. Note on some points in the nomenclature of fossil reptiles and amphibians, with preliminary notices of two new species. *Geological Magazine* 6 (Decade III), 325–326.
- LYDEKKER, R., 1890. *Catalogue of the fossil Reptilia and Amphibia in the British Museum. Part IV. Containing the orders Anomodontia, Ecaudata, Caudata and Labyrinthodontia*. British Museum (Natural History), London, 295 pp.
- M'COY, F., 1867. On the occurrence of *Ichthyosaurus* and *Plesiosaurus* in Australia. *Annals and Magazine of Natural History* 19 (series 3), 355–356.
- MADZIA, D., BOYD, C.A. & MAZUCH, M., 2018. A basal ornithomimid dinosaur from the Cenomanian of the Czech Republic. *Journal of Systematic Palaeontology* 16, 967–979.

- MADZIA, D., JAGT, J.W.M. & MULDER, E.W.A., 2020. Osteology, phylogenetic affinities and taxonomic status of the enigmatic late Maastrichtian ornithomimid taxon *Ornithomimus dolloi* (Dinosauria, Ornithischia). *Cretaceous Research* 108, 104334.
- MAGANUCO, S., STEYER, J.S., PASINI, G., BOULAY, M., LORRAIN, S., BÉNÉTEAU, A. & AUDITORE, M., 2009. An exquisite specimen of *Edingerella madagascariensis* (Temnospondyli) from the Lower Triassic of NW Madagascar; cranial anatomy, phylogeny, and restorations. *Memorie della Società Italiana de Scienze Naturali e del Museo Civico di Storia Naturale di Milano* 36, 1–72.
- MAISCH, M.W. & MATZKE, A.T., 2005. Temnospondyl amphibians from the Jurassic of the Southern Junggar Basin (NW China). *Paläontologische Zeitschrift* 79, 285–301.
- MAISCH, M.W., MATZKE, A.T. & SUN, G., 2004. A relict trematosauroid (Amphibia: Temnospondyli) from the Middle Jurassic of the Junggar Basin (NW China). *Naturwissenschaften* 91, 589–593.
- MANNION, P.D., ALLAIN, R. & MOINE, O., 2017. The earliest known titanosauriform sauropod dinosaur and the evolution of Brachiosauridae. *PeerJ* 5, e3217.
- MANNION, P.D. & CALVO, J.O., 2011. Anatomy of the basal titanosaur (Dinosauria, Sauropoda) *Andesaurus delgadoi* from the mid-Cretaceous (Albian–early Cenomanian) Río Limay Formation, Neuquén Province, Argentina: implications for titanosaur systematics. *Zoological Journal of the Linnean Society* 163, 155–181.
- MANNION, P.D., UPCHURCH, P., BARNES, R.N. & MATEUS, O., 2013. Osteology of the Late Jurassic Portuguese sauropod dinosaur *Lusotitan atalaiensis* (Macronaria) and the evolutionary history of basal titanosauriforms. *Zoological Journal of the Linnean Society* 168, 98–206.
- MANNION, P.D., UPCHURCH, P., SCHWARZ, D. & WINGS, O., 2019. Taxonomic affinities of the putative titanosaurs from the Late Jurassic Tendaguru Formation of Tanzania: phylogenetic and biogeographic implications for eusauropod dinosaur evolution. *Zoological Journal of the Linnean Society* 185, 784–909.
- MARSH, O.C., 1876. Notice of a new sub-order of Pterosauria. *American Journal of Science* 11 (Series 3), 507–509.
- MARSH, O.C., 1878. Principal characters of American Jurassic dinosaurs: Part I. *American Journal of Science* 16 (series 3), 411–416.
- MARSH, O.C., 1880. Notice on Jurassic mammals representing two new orders. *American Journal of Science (Series 3)* 20, 235–239.
- MARSH, O.C., 1881. Principal characters of American Jurassic dinosaurs. Part V. *American Journal of Science* 21 (series 3), 417–423.
- MARSICANO, C.A. 1999. Chigutisaurid amphibians from the Upper Triassic of Argentina and their phylogenetic relationships. *Palaeontology* 42, 545–565.
- MARSICANO, C.A. & WARREN, A., 1998. The first Paleozoic rhytidosteid: *Trucheosaurus major* (Woodward, 1909) from the Late Permian of Australia, and a reassessment of the Rhytidosteidae (Amphibia, Temnospondyli). *Bulletin of the Natural History Museum, London (Geology)* 54, 147–154.
- MARTIN, A.J., 2009. Dinosaur burrows in the Otway Group (Albian) of Victoria, Australia, and their relation to Cretaceous polar environments. *Cretaceous Research* 30, 1223–1237.
- MARTIN, A.J., 2016. A close look at Victoria's first known dinosaur tracks. *Memoirs of Museum Victoria* 74, 63–71.
- MARTIN, T., GOIN, F.J., SCHULTZ, J.A. & GELFO, J.N., 2022. Early Late Cretaceous mammals from southern Patagonia, Santa Cruz Province, Argentina. *Cretaceous Research* 133, 105–127.
- MARTIN, T. & LUO, Z.-X., 2005. Homoplasy in the mammalian ear. *Science* 307, 861–862.
- MARTIN, A.J., RICH, T.H., HALL, M., VICKERS-RICH, P. & VAZQUEZ-PROKOPEC, G., 2012. A polar dinosaur-track assemblage from the Eumeralla Formation (Albian), Victoria, Australia. *Alcheringa* 36, 171–188.
- MARTIN, J.E., SMITH, T., SALAVIALE, C., ADRIEN, J. & DELFINO, M., 2020. Virtual reconstruction of the skull of *Bernissartia fagesii* and current understanding of the neosuchian–eusuchian transition. *Journal of Systematic Palaeontology* 18, 1079–1101.
- MARTIN, A.J., VICKERS-RICH, P., RICH, T.H. & HALL, M., 2014. Oldest known avian footprints from Australia: Eumeralla Formation (Albian), Dinosaur Cove, Victoria. *Palaeontology* 57, 7–19.
- MARTINEZ, R.D.F., LAMANNA, M.C., NOVAS, F.E., RIDGELY, R.C., CASAL, G.A., MARTINEZ, J.E., VITA, J.R. & WITMER, L.M., 2016. A basal lithostrotian titanosaur (Dinosauria: Sauropoda) with a complete skull: implications for the evolution and paleobiology of Titanosauria. *PLOS One* 11, e0151661.
- MARX, M.P., MATEUS, O., POLCYN, M.J., SCHULP, A.S., GONÇALVES, A.O. & JACOBS, L.L., 2021. The cranial anatomy and relationships of *Cardiocorax mukulu* (Plesiosauria: Elasmosauridae) from Bentiaba, Angola. *PLoS One* 16, e0255773.
- MAYS, C. & McLOUGHLIN, S., 2022. End-Permian burnout: the role of Permian–Triassic wildfires in extinction, carbon cycling, and environmental change in Eastern Gondwana. *PALAIOS* 37, 292–317.
- MAYS, C., VAJDA, V., FRANK, T.D., FIELDING, C.R., NICOLL, R.S., TEVYAW, A.P. & McLOUGHLIN, S., 2020. Refined Permian–Triassic floristic timeline reveals early collapse and delayed recovery of south polar terrestrial ecosystems. *GSA Bulletin*, 132, 1489–1513.
- McDONALD, A.T., 2012. Phylogeny of basal iguanodonts (Dinosauria: Ornithischia): an update. *PLoS One* 7, e36745.
- McGOWAN, C., 1972. The systematics of Cretaceous ichthyosaurs with particular reference to the material from North America. *University of Wyoming Contributions to Geology* 11, 9–29.
- McGOWAN, C. & MOTANI, R., 2003. *Ichthyopterygia*. Verlag Dr. Friedrich Pfeil, München, 175 pp.
- McHENRY, C.R., COOK, A.G. & WROE, S., 2005. Bottom-feeding plesiosaurs. *Science* 310, 75.
- McHENRY, C.R., 2009. 'Devourer of Gods': The palaeoecology of the Cretaceous plesiosaur *Kronosaurus queenslandicus*. Ph.D. thesis, University of Newcastle. (unpublished) 616 pp.
- McINTOSH, J.S., 1990. Sauropoda. In *The Dinosauria*. WEISHAMPEL, D.B., DODSON, P. & OSMÓLSKA, H., eds, University of California Press, Berkeley, 345–401.
- McKENNA, M.C., 1975. Toward a phylogenetic classification of the Mammalia. In *Phylogeny of the Primates*. LUCKETT, W.P. & SZALAY, F.S., eds, Cambridge University Press, Cambridge, 21–46.
- McKENZIE, K.G., 1961. Vertebrate localities in the Triassic Blina Shale of the Canning Basin, Western Australia. *Journal of the Royal Society of Western Australia* 44, 69–76.
- McLOUGHLIN, S., HAIG, D.W., BACKHOUSE, J., HOLMES, M.A., ELLIS, G., LONG, J.A. & McNAMARA, K.J., 1995. Oldest Cretaceous sequence, Giralia Anticline, Carnarvon Basin, Western Australia: late Hauterivian–Barremian. *Journal of Australian Geology and Geophysics* 15, 445–468.
- McLOUGHLIN, S., JANSSON, I.-M. & VAJDA, V., 2014. Megaspore and microfossil assemblages reveal diverse herbaceous lycophytes in the Australian Early Jurassic flora. *Grana* 53, 22–53.
- McLOUGHLIN, S., MAYS, C., VAJDA, V., BOCKING, M., FRANK, T.D. & FIELDING, C.R., 2020. Dwelling in the dead zone—vertebrate burrows immediately succeeding the end-Permian extinction event in Australia. *Palaios* 35, 342–357.
- McLOUGHLIN, S., NICOLL, R.S., CROWLEY, J.L., VAJDA, V., MAYS, C., FIELDING, C.R., FRANK, T.D., WHEELER, A. & BOCKING, M., 2021. Age and paleo-environmental significance of the Frazer Beach Member – a new lithostratigraphic unit overlying the end-Permian extinction horizon in the Sydney Basin, Australia. *Frontiers in Earth Science* 8, 600976.
- McMINN, A., 1985. Palynostratigraphy of the Middle Permian coal sequences of the Sydney Basin. *Australian Journal of Earth Sciences* 32, 301–309.
- MEAKIN, S., 2011. Geodiversity of the Lightning Ridge area and implications for geotourism. *Proceedings of the Linnean Society of New South Wales* 132, 71–82.
- METCALFE, I., CROWLEY, J.L., NICOLL, R.S. & SCHMITZ, M., 2015. High-precision U-Pb CA-TIMS calibration of Middle Permian to Lower Triassic sequences, mass extinction and extreme climate-change in eastern Australian Gondwana. *Gondwana Research* 28, 61–81.
- MOBBS, C., 1990. The creature from our inland sea. *Australian Geographic* 20, 26–27.
- MOLNAR, R., 1980a. Australian late Mesozoic terrestrial tetrapods: some implications. *Mémoires de la Société Géologique de France (Nouvelle Série)* 139, 131–143.

- MOLNAR, R.E., 1980b. An ankylosaur (Ornithischia: Reptilia) from the Lower Cretaceous of southern Queensland. *Memoirs of the Queensland Museum* 20, 77–87.
- MOLNAR, R.E., 1980c. Procoelous crocodile from Lower Cretaceous of Lightning Ridge, N.S.W. *Memoirs of the Queensland Museum* 20, 65–75.
- MOLNAR, R.E., 1984. Ornithischian dinosaurs in Australia. In *Third Symposium on Mesozoic Terrestrial Ecosystems, Short Papers*. REIF, W.-E. & WESTPHAL, F., eds, University Press, Tübingen, 151–156.
- MOLNAR, R.E., 1986. An enantiornithine bird from the Lower Cretaceous of Queensland, Australia. *Nature* 322, 736–738.
- MOLNAR, R.E., 1987. A pterosaur pelvis from western Queensland, Australia. *Alcheringa* 11, 87–94.
- MOLNAR, R.E., 1991. Fossil reptiles in Australia. In *Vertebrate Palaeontology of Australasia*. VICKERS-RICH, P., MONAGHAN, J.M., BAIRD, R.F. & RICH, T.H., eds, Pioneer Design Studio, Melbourne, 605–702.
- MOLNAR, R.E., 1995. Possible convergence in the jaw mechanisms of ceratopians and *Muttaborrasaurus*. In *Sixth Symposium on Mesozoic Terrestrial Ecosystems and Biota, Short Papers*. SUN, A. & WANG, Y., eds, China Ocean Press, Beijing, 115–117.
- MOLNAR, R.E., 1996a. Observations on the Australian ornithopod *Muttaborrasaurus*. *Memoirs of the Queensland Museum* 39, 639–652.
- MOLNAR, R.E., 1996b. Preliminary report on a new ankylosaur from the Early Cretaceous of Queensland, Australia. *Memoirs of the Queensland Museum* 39, 653–668.
- MOLNAR, R.E., 1999. Avian tibiotarsi from the Early Cretaceous of Lightning Ridge, New South Wales. In *Proceedings of the Second Gondwanan Dinosaur Symposium: National Science Museum Monograph*, 15. TOMIDA, Y., RICH, T.H. & VICKERS-RICH, P., eds, National Science Museum, Tokyo, Japan, 197–209.
- MOLNAR, R.E., 2001a. Armor of the small ankylosaur *Minmi*. In *The Armored Dinosaurs*. CARPENTER, K., ed., Indiana University Press, Bloomington & Indianapolis, IA, 341–362.
- MOLNAR, R.E., 2001b. A reassessment of the phylogenetic position of Cretaceous sauropod dinosaurs from Queensland, Australia. In *VII International Symposium on Mesozoic Terrestrial Ecosystems: Asociación Paleontológica Argentina Publicación Especial No. 7*. LEANZA, H.A., ed., Asociación Paleontológica Argentina, Buenos Aires, 139–144.
- MOLNAR, R.E., 2010. Taphonomic observations on eastern Australian Cretaceous sauropods. *Alcheringa* 34, 421–429.
- MOLNAR, R.E., 2011a. Sauropod (Saurischia: Dinosauria) material from the Early Cretaceous Griman Creek Formation of the Surat Basin, Queensland, Australia. *Alcheringa* 35, 303–307.
- MOLNAR, R.E., 2011b. New morphological information about Cretaceous sauropod dinosaurs from the Eromanga Basin, Queensland, Australia. *Alcheringa* 35, 329–339.
- MOLNAR, R.E. & CLIFFORD, H.T., 2000. Gut contents of a small ankylosaur. *Journal of Vertebrate Paleontology* 20, 194–196.
- MOLNAR, R.E. & CLIFFORD, H.T., 2001. An ankylosaurian cololite from the Lower Cretaceous of Queensland, Australia. In *The Armored Dinosaurs*. CARPENTER, K., ed., Indiana University Press, Bloomington & Indianapolis, IA, 399–412.
- MOLNAR, R.E., FLANNERY, T.F. & RICH, T.H.V., 1981. An allosaurid theropod dinosaur from the Early Cretaceous of Victoria, Australia. *Alcheringa* 5, 141–146.
- MOLNAR, R.E., FLANNERY, T.F. & RICH, T.H.V., 1985. Aussie *Allosaurus* after all. *Journal of Paleontology* 59, 1511–1513.
- MOLNAR, R.E. & FREY, E., 1987. The paravertebral elements of the Australian ankylosaur *Minmi* (Reptilia: Ornithischia, Cretaceous). *Neues Jahrbuch für Geologie und Paläontologie, Abhandlungen* 175, 19–37.
- MOLNAR, R.E. & GALTON, P.M., 1986. Hypsilophodontid dinosaurs from Lightning Ridge, New South Wales, Australia. *Géobios* 19, 231–243.
- MOLNAR, R.E. & PLEDGE, N.S., 1980. A new theropod dinosaur from South Australia. *Alcheringa* 4, 281–287.
- MOLNAR, R.E. & SALISBURY, S.W., 2005. Observations on Cretaceous sauropods from Australia. In *Thunder-lizards: The Sauropodomorph Dinosaurs*. TIDWELL, V. & CARPENTER, K., eds, Indiana University Press, Bloomington & Indianapolis, IA, 454–465.
- MOLNAR, R.E., 1982. Australian Mesozoic reptiles. In *Fossil Vertebrate Record of Australasia*. RICH, P.V. & THOMPSON, E.M., eds, Monash University Press, Clayton, Victoria, 169–225.
- MOLNAR, R.E. & THULBORN, R.A., 1980. First pterosaur from Australia. *Nature* 288, 361–363.
- MOLNAR, R.E. & THULBORN, R.A., 2007. An incomplete pterosaur skull from the Cretaceous of north-central Queensland, Australia. *Arquivos do Museu Nacional, Rio de Janeiro* 65, 461–470.
- MOLNAR, R.E. & WILLIS, P.M.A., 2001. New crocodyliform material from the Early Cretaceous Griman Creek Formation, at Lightning Ridge, New South Wales. In *Crocodylian Biology and Evolution*. GRIGG, G.C., SEEBACHER, F. & FRANKLIN, C.E., eds, Surrey Beatty & Sons, Chipping Norton, 75–82.
- MONES, A., 1989. Nomen dubium vs. nomen vanum. *Journal of Vertebrate Paleontology* 9, 232–234.
- MONTEFELTRO, F.C., BRONZATI, M., LANGER, M.C. & ANELLI, L.E., 2019. A new specimen of *Susisuchus anatoceps* (Crocodyliformes, Neosuchia) with a non-eusuchian-type palate. *Journal of Vertebrate Paleontology* 39, e1716240.
- MOODIE, R.L., 1911. Recent contributions to a knowledge of the extinct Amphibia. *American Naturalist* 45, 375–384.
- MORANTE, R., 1996. Permian and Early Triassic isotopic records of carbon and strontium in Australia and a scenario of events about the Permian-Triassic boundary. *Historical Biology*, 11, 289–310.
- MORRIS, J., 1843. *A Catalogue of British Fossils*. British Museum, London, 222 pp.
- MORY, A.J., HAIG, D.W., McLOUGHLIN, S. & HOCKING, R.M., 2005. Geology of the northern Perth Basin, Western Australia: a field guide. *Record of the Western Australian Geological Survey* 2005, 1–71.
- MOSER, M. & SCHOCH, R., 2007. Revision of the type material and nomenclature of *Mastodonsaurus giganteus* (Jaeger) (Temnospondyli) from the Middle Triassic of Germany. *Palaeontology* 50, 1245–1266.
- MOTANI, R., 1999. Phylogeny of the Ichthyopterygia. *Journal of Vertebrate Paleontology* 19, 473–496.
- MOTANI, R., JIANG, D.-Y., CHEN, G.-B., TINTORI, A., RIEPPEL, O., JI, C. & HUANG, J.-D., 2015. A basal ichthyosauriform with a short snout from the Lower Triassic of China. *Nature*.
- MUKHERJEE, R.N. & SENGUPTA, D.P., 1998. New capitosaurid amphibians from the Triassic Denwa Formation of the Satpura Gondwana Basin, central India. *Alcheringa* 22, 317–327.
- MURRAY, P.F., 1985. Ichthyosaurs from Cretaceous Mullaman Beds near Darwin, Northern Territory. *The Beagle, Occasional Papers of the Northern Territory Museum of Arts and Sciences* 2, 39–55.
- MURRAY, P.F., 1987. Plesiosaurs from Albian-aged Bathurst Island Formation siltstones near Darwin, Northern Territory, Australia. *The Beagle, Records of the Northern Territory Museum of Arts and Sciences* 4, 95–102.
- MURRAY, A., RIGUETTI, F. & ROZADILLA, S., 2019. New ankylosaur (Thyreophora, Ornithischia) remains from the Upper Cretaceous of Patagonia. *Journal of South American Earth Sciences* 96, 102320.
- MUSSER, A.M., 2003. Review of the monotreme fossil record and comparison of palaeontological and molecular data. *Comparative Biochemistry and Physiology Part A* 136, 927–942.
- MUSSER, A.M., 2013. Classification and evolution of the monotremes. In *Neurobiology of Monotremes: Brain Evolution in our Distant Mammalian Cousins*. ASHWELL, K., ed., CSIRO Publishing, Collingwood, Australia, 1–16.
- MYERS, T., 2007. Osteological morphometrics of Australian chelonoid turtles. *Zoological Science* 24, 1012–1027.
- NAIR, J.P. & SALISBURY, S.W., 2012. New anatomical information from *Rhoetosaurus brownei* Longman, 1926, a gravisaurian sauropodomorph dinosaur from the Middle Jurassic of Queensland, Australia. *Journal of Vertebrate Paleontology* 32, 369–394.
- NAISH, D. & CAU, A., 2022. The osteology and affinities of *Eotyrannus lengi*, a tyrannosaurid theropod from the Wealden Supergroup of southern England. *PeerJ* 10, e12727.
- NESSOV, L.A., 1988. Late Mesozoic amphibians and lizards of Soviet Middle Asia. *Acta Zoologica Cracoviensia* 31, 475–486.

- NICHOLSON, H.A. & LYDEKKER, R., 1889. *A Manual of Palaeontology for the use of Students, with a General Introduction on the Principles of Palaeontology*, Volume II. William Blackwood and Sons, Edinburgh and London, 1624 pp.
- NIEDŹWIEDZKI, G., BAJDEK, P., OWOCKI, K., & KEAR, B.P., 2016. An Early Triassic polar predator ecosystem revealed by vertebrate coprolites from the Bulgo Sandstone (Sydney Basin) of southeastern Australia. *Palaeogeography, Palaeoclimatology, Palaeoecology* 464, 5–15.
- NIELD, C.M., DAMIANI, R. & WARREN, A., 2006. A short-snouted trematosauroid (Tetrapoda, Temnospondyli) from the Early Triassic of Australia: the oldest known trematosaurine. *Alcheringa* 30, 263–271.
- NOÉ, L.F. & GÓMEZ-PÉREZ, M., 2022. Giant plesiosaurs (Sauropterygia; Plesiosauria) from the Lower Cretaceous peri-Gondwanan seas of Colombia and Australia. *Cretaceous Research* 132, 105122.
- NONSIRACH, T., MANITKON, S. & LAUPRASERT, K., 2021. First occurrence of brachyopid temnospondyls in Southeast Asia and review of the Mesozoic amphibians from Thailand. *Fossil Record* 24, 33–47.
- NOPCSA, F., 1915. Die Dinosaurier des Siebenbürgischen Landesteile Ungarns. *Mitteilungen aus dem Jahrbuche der königlich ungarischen geologischen Reichsanstalt, Budapest* 23, 1–24.
- NORMAN, D.B., 2004. Basal Iguanodontia. In *The Dinosauria: Second Edition*. WEISHAMPEL, D.B., DODSON, P. & OSMÓLSKA, H., eds, University of California Press, Berkeley, 413–437.
- NORMAN, D.B., SUES, H.-D., WITMER, L.M. & CORIA, R.A., 2004. Basal Ornithopoda. In *The Dinosauria: Second Edition*. WEISHAMPEL, D.B., DODSON, P. & OSMÓLSKA, H., eds, University of California Press, Berkeley, 393–412.
- NOVAS, F.E., AGNOLIN, F.L., EZCURRA, M.D., PORFIRI, J. & CANALE, J.I., 2013. Evolution of the carnivorous dinosaurs during the Cretaceous: the evidence from Patagonia. *Cretaceous Research* 45, 174–215.
- NOVAS, F.E., CAMBIASO, A.V. & AMBROSIO, A., 2004. A new basal iguanodontian (Dinosauria, Ornithischia) from the Upper Cretaceous of Patagonia. *Ameghiniana* 41, 75–82.
- NOVIKOV, I.V., 2012. New data on trematosauroid labyrinthodonts of Eastern Europe: 3. *Qantas samarensis* gen. et sp. nov. *Paleontological Journal* 46, 177–186.
- O'BRIEN, P.E. & WELLS, A.T., 1994. Sedimentology of the Bundamba Group, Clarence-Moreton Basin. In *Geology and petroleum potential of the Clarence-Moreton Basin, New South Wales and Queensland*. Australian Geological Survey Organisation Bulletin 241. WELLS, A.T. & O'BRIEN, P.E., eds, Australian Government Publishing Service, Canberra, 72–137.
- O'GORMAN, J.P., 2019. Elasmosaurid phylogeny and paleobiogeography, with a reappraisal of *Aphrosaurus furlongi* from the Maastrichtian of the Moreno Formation. *Journal of Vertebrate Paleontology* 39, e1692025.
- OCHEV, V.G., 1966. Systematics and phylogeny of capitosauroid labyrinthodonts. *Izdatel'stvo Saratovskogo Universiteta, Saratov* 184, 73–87. (in Russian)
- OLSON, E.C., 1947. The Family Diadectidae and its bearing on the classification of reptiles. *Fieldiana: Geology* 11, 1–53.
- OSBORN, H.F., 1903. The reptilian subclasses Diapsida and Synapsida and the early history of the Diaptosauria. *Memoirs of the American Museum of Natural History* 1, 451–507.
- OSBORN, H.F., 1923. Two Lower Cretaceous dinosaurs of Mongolia. *American Museum Novitates* 95, 1–10.
- OTERO, R.A., 2016. Taxonomic reassessment of *Hydralmosaurus* as *Styxosaurus*: new insights on the elasmosaurid neck evolution throughout the Cretaceous. *PeerJ* 4, e1777.
- OWEN, R., 1840. Report on British fossil reptiles. Report of the Ninth Meeting of the British Association for the Advancement of Science, held at Birmingham, August 1839, 43–126.
- OWEN, R., 1842. Report on British fossil reptiles. Part II. Report of the Eleventh Meeting of the British Association for the Advancement of Science, held at Plymouth, July 1841, 60–204.
- OWEN, R., 1855. Description of the cranium of a labyrinthodont reptile, *Brachyops laticeps*, from Mangali, Central India. *Quarterly Journal of the Geological Society of London* 11, 37–39.
- OWEN, R., 1860. On the orders of fossil Reptilia and their distribution in time. *Report of the Twenty-ninth Meeting of the British Association for the Advancement of Science, held at Aberdeen in September 1859* 29, 153–166.
- OWEN, R., 1876. *Descriptive and illustrated catalogue of the fossil Reptilia of South Africa in the collection of the British Museum*. Taylor and Francis, London, 87 pp.
- OWEN, R., 1882. On an extinct chelonian reptile (*Notochelys costata*, Owen), from Australia. *Quarterly Journal of the Geological Society of London* 38, 178–183.
- PARRINGTON, F.R., 1935. On *Prolacerta broomi*, gen. et sp. n. and the origin of lizards. *Annals and Magazine of Natural History* 16, 197–205.
- PARTRIDGE, A.D., 2006. Jurassic–Early Cretaceous spore-pollen and dinocyst zonations for Australia. In *Australian Mesozoic and Cenozoic Palynology Zonations—updated to the 2004 Geologic Time Scale*. MONTEIL, E., ed., *Geoscience Australia Record* 2006/23, CD-ROM.
- PAWLEY, K. & WARREN, A., 2005. A terrestrial stereospondyl from the Lower Triassic of South Africa: the postcranial skeleton of *Lydekkerina huxleyi* (Amphibia: Temnospondyli). *Palaeontology* 48, 281–298.
- PÉGAS, R.V., HOLGADO, B. & LEAL, M.E.C., 2021. On *Targaryendraco wiedenrothi* gen. nov. (Pterodactyloidea, Pteranodontoidea, Lanceodontia) and recognition of a new cosmopolitan lineage of Cretaceous toothed pterodactyloids. *Historical Biology* 33, 1266–1280.
- PENTLAND, A.H., VICKERS-RICH, P., RICH, T.H., RIGBY, S.L. & POROPAT, S.F., 2023. Oldest pterosaur remains from Australia: evidence from the Lower Cretaceous (lower Albian) Eumeralla Formation of Victoria. *Historical Biology*. <https://doi.org/10.1080/08912963.2023.2201827>
- PENTLAND, A.H. & POROPAT, S.F., 2023. A review of the Jurassic and Cretaceous Gondwanan pterosaur record. *Gondwana Research* 119, 341–383.
- PENTLAND, A.H. & POROPAT, S.F., 2019. Reappraisal of *Mythunga camara* Molnar & Thulborn, 2007 (Pterosauria, Pterodactyloidea, Anhangueria) from the upper Albian Toolebuc Formation of Queensland, Australia. *Cretaceous Research* 93, 151–169.
- PENTLAND, A.H., POROPAT, S.F., TISCHLER, T.R., SLOAN, T., ELLIOTT, R.A., ELLIOTT, H.A., ELLIOTT, J.A. & ELLIOTT, D.A., 2019. *Ferrodraco lentoni* gen. et sp. nov., a new ornithocheirid pterosaur from the Winton Formation (Cenomanian–lower Turonian) of Queensland, Australia. *Scientific Reports* 9, 13454.
- PENTLAND, A.H., POROPAT, S.F., WHITE, M.A., RIGBY, S.L., BEVITT, J.J., DUNCAN, R.J., SLOAN, T., ELLIOTT, R.A., ELLIOTT, H.A., ELLIOTT, J.A. & ELLIOTT, D.A., 2022b. The osteology of *Ferrodraco lentoni*, an anhanguerid pterosaur from the mid-Cretaceous of Australia. *Journal of Vertebrate Paleontology* 41, e2038182.
- PENTLAND, A.H., POROPAT, S.F., WHITE, M.A., RIGBY, S.L., VICKERS-RICH, P., RICH, T.H. & ELLIOTT, D.A., 2022a. New anhanguerian (Pterosauria: Pterodactyloidea) remains from the Early Cretaceous of Queensland, Australia. *Alcheringa* 46, 188–197.
- PEPPERELL, J. & GRIGG, G., 1974. A labyrinthodont trackway from the Mid-Triassic near Sydney, New South Wales. *Proceedings of the Linnean Society of New South Wales* 99, 54–56.
- PERCIVAL, I.G., MEAKIN, N.S., SHERWIN, L., VANDERLAAN, T.A. & FLITCROFT, P.A., 2012. Permian fossils and palaeoenvironments of the northern Sydney Basin, New South Wales. *Quarterly Notes of the Geological Survey of New South Wales* 138, 1–22.
- PERSSON, P.O., 1960. Lower Cretaceous plesiosaurs (Rept.) from Australia. *Lunds Universitets Årsskrift* 56, 1–23.
- PERSSON, P.O., 1982. Elasmosaurid skull from the Lower Cretaceous of Queensland (Reptilia: Sauropterygia). *Memoirs of the Queensland Museum* 20, 647–655.
- PHILLIPS, J., 1871. *Geology of Oxford and the Valley of the Thames*. Clarendon Press, Oxford, 529 pp.
- PIAN, R., ARCHER, M., HAND, S.J., BECK, R.M.D. & CODY, A., 2016. The upper dentition and relationships of the enigmatic Australian Cretaceous mammal *Kollikodon ritchei*. *Memoirs of Museum Victoria* 74, 97–105.
- PLEDGE, N.S., 2013. First South Australian labyrinthodont: a possible chigutisaurid stereospondyl amphibian from the Late Triassic at Leigh Creek. *Transactions of the Royal Society of South Australia* 137, 127–134.
- PLIENINGER, F., 1901. Beiträge zur Kenntnis der Flugsaurier. *Palaeontographica* 48, 65–90.

- POOLE, K.E., 2022. Phylogeny of iguanodontian dinosaurs and the evolution of quadrupedality. *Palaeontologia Electronica* 25, a30.
- PORFIRI, J.D., JUÁREZ VALIERI, R.D., SANTOS, D.D.D. & LAMANNA, M.C., 2018. A new megaraptoran theropod dinosaur from the Upper Cretaceous Bajo de la Carpa Formation of northwestern Patagonia. *Cretaceous Research* 89, 302–319.
- POROPAT, S.F., MANNION, P.D., RIGBY, S.L., DUNCAN, R.J., PENTLAND, A.H., BEVITT, J.J., SLOAN, T. & ELLIOTT, D.A., 2023. A nearly complete skull of the sauropod dinosaur *Diamantinasaurus matildae* from the Upper Cretaceous Winton Formation of Australia and implications for the early evolution of titanosaurs. *Royal Society Open Science* 10, 221618.
- POROPAT, S.F., FRAUENFELDER, T.G., MANNION, P.D., RIGBY, S.L., PENTLAND, A.H., SLOAN, T. & ELLIOTT, D.A., 2022. Sauropod dinosaur teeth from the lower Upper Cretaceous Winton Formation of Queensland, Australia, and the global record of early titanosauriforms. *Royal Society Open Science* 9, 220381.
- POROPAT, S.F., KUNDRÁT, M., MANNION, P.D., UPCHURCH, P., TISCHLER, T.R. & ELLIOTT, D.A., 2021a. Second specimen of the Late Cretaceous sauropod dinosaur *Diamantinasaurus matildae* provides new anatomical information on skull and neck evolution in early titanosaurs and the biogeographic origins of Australian dinosaur faunas. *Zoological Journal of the Linnean Society* 192, 610–674.
- POROPAT, S.F., MANNION, P.D., UPCHURCH, P., HOCKNULL, S.A., KEAR, B.P. & ELLIOTT, D.A., 2015a. Reassessment of the non-titanosaurian somphospondylan *Wintonotitan watsi* (Dinosauria: Sauropoda: Titanosauriformes) from the mid-Cretaceous Winton Formation, Queensland, Australia. *Papers in Palaeontology* 1, 59–106.
- POROPAT, S.F., MANNION, P.D., UPCHURCH, P., HOCKNULL, S.A., KEAR, B.P., KUNDRÁT, M., TISCHLER, T.R., SLOAN, T., SINAPIUS, G.H.K., ELLIOTT, J.A. & ELLIOTT, D.A., 2016. New Australian sauropods shed light on Cretaceous dinosaur palaeobiogeography. *Scientific Reports* 6, 34467.
- POROPAT, S.F., MANNION, P.D., UPCHURCH, P., TISCHLER, T.R., SLOAN, T., SINAPIUS, G.H.K., ELLIOTT, J.A. & ELLIOTT, D.A., 2020b. Osteology of the wide-hipped titanosaurian sauropod dinosaur *Savannasaurus elliotorum* from the Upper Cretaceous Winton Formation of Queensland, Australia. *Journal of Vertebrate Paleontology* 40, e1786836.
- POROPAT, S.F., MARTIN, S.K., TOSOLINI, A.-M.P., WAGSTAFF, B.E., BEAN, L.B., KEAR, B.P., VICKERS-RICH, P. & RICH, T.H., 2018. Early Cretaceous polar biotas of Victoria, southeastern Australia – an overview of research to date. *Alcheringa* 42, 157–229.
- POROPAT, S.F., NAIR, J.P., SYME, C.E., MANNION, P.D., UPCHURCH, P., HOCKNULL, S.A., COOK, A.G., TISCHLER, T.R. & HOLLAND, T., 2017. Reappraisal of *Austrosaurus mckillopi* Longman, 1933 from the Allaru Mudstone of Queensland, Australia's first named Cretaceous sauropod dinosaur. *Alcheringa* 41, 543–580.
- POROPAT, S.F., PENTLAND, A.H., DUNCAN, R.J., BEVITT, J.J., VICKERS-RICH, P. & RICH, T.H., 2020a. First elaphrosaurine theropod dinosaur (Ceratosauria: Noasauridae) from Australia – a cervical vertebra from the Early Cretaceous of Victoria. *Gondwana Research* 84, 284–295.
- POROPAT, S.F., UPCHURCH, P., MANNION, P.D., HOCKNULL, S.A., KEAR, B.P., SLOAN, T., SINAPIUS, G.H.K. & ELLIOTT, D.A., 2015b. Revision of the sauropod dinosaur *Diamantinasaurus matildae* Hocknull et al. 2009 from the middle Cretaceous of Australia: implications for Gondwanan titanosauriform dispersal. *Gondwana Research* 27, 995–1033.
- POROPAT, S.F., WHITE, M.A., VICKERS-RICH, P. & RICH, T.H., 2019. New megaraptorid (Dinosauria: Theropoda) remains from the Lower Cretaceous Eumeralla Formation of Cape Otway, Victoria, Australia. *Journal of Vertebrate Paleontology* 39, e1666273.
- POROPAT, S.F., WHITE, M.A., ZIEGLER, T., PENTLAND, A.H., RIGBY, S.L., DUNCAN, R.J., SLOAN, T. & ELLIOTT, D.A., 2021b. A diverse Late Cretaceous vertebrate tracksite from the Winton Formation of Queensland, Australia. *PeerJ* 9, e11544.
- PRIDMORE, P.A., RICH, T.H., VICKERS-RICH, P. & GAMBARYAN, P.P., 2005. A tachyglossid-like humerus from the Early Cretaceous of south-eastern Australia. *Journal of Mammalian Evolution* 12, 359–378.
- RAUHUT, O.W.M., 2005. Post-cranial remains of 'coelurosaur' (Dinosauria, Theropoda) from the Late Jurassic of Tanzania. *Geological Magazine* 142, 97–107.
- RAUHUT, O.W.M., 2012. A reappraisal of a putative record of abelisauroid theropod dinosaur from the Middle Jurassic of England. *Proceedings of the Geologists' Association* 123, 779–786.
- RAUHUT, O.W.M., MARTIN, T., ORTIZ-JAUREGUIZAR, E. & PUERTA, P., 2002. A Jurassic mammal from South America. *Nature* 416, 165–168.
- RAVEN, T.J., BARRETT, P.M., JOYCE, C.B. & MAIDMENT, S.C.R., 2023. The phylogenetic relationships and evolutionary history of the armoured dinosaurs (Ornithischia: Thyreophora). *Journal of Systematic Palaeontology* 21. <https://doi.org/10.1080/14772019.2023.2205433>
- RESTALLACK, G.J., 1996. Early Triassic therapsid footprints from the Sydney Basin, Australia. *Alcheringa* 20, 301–314.
- RICHARDS, T.M., STUMKAT, P.E. & SALISBURY, S.W., 2021. A new species of crested pterosaur (Pterodactyloidea, Anhangueridae) from the Lower Cretaceous (upper Albian) of Richmond, North West Queensland, Australia. *Journal of Vertebrate Paleontology*, 2021, e1946068.
- RICH, T.H.V., FLANNERY, T.F. & ARCHER, M., 1989. A second Cretaceous mammalian specimen from Lightning Ridge, N.S.W., Australia. *Alcheringa* 13, 85–88.
- RICH, T.H., FLANNERY, T.F., EVANS, A.R., WHITE, M., ZIEGLER, T., MAGUIRE, A., POROPAT, S., TRUSLER, P. & VICKERS-RICH, P., 2020b. Multiple hypotheses about two mammalian upper dentitions from the Early Cretaceous of Australia. *Alcheringa* 44, 528–536.
- RICH, T.H., FLANNERY, T.F., TRUSLER, P., KOOL, L., VAN KLAVEREN, N.A. & VICKERS-RICH, P., 2001b. A second tribosphenic mammal from the Mesozoic of Australia. *Records of the Queen Victoria Museum* 110, 1–9.
- RICH, T.H., FLANNERY, T.F., TRUSLER, P., KOOL, L., VAN KLAVEREN, N.A. & VICKERS-RICH, P., 2002. Evidence that monotremes and ausktribosphenids are not sistergroups. *Journal of Vertebrate Paleontology* 22, 466–469.
- RICH, T.H., FLANNERY, T.F., TRUSLER, P. & VICKERS-RICH, P., 2001a. Corroboration of the Garden of Eden Hypothesis. In *Faunal and floral migrations and evolution in SE Asia-Australasia*. METCALFE, I., SMITH, J.M.B., MORWOOD, M. & DAVIDSON I., EDS, A.A. Balkema, Lisse, 315–324.
- RICH, T.H., FLANNERY, T.F. & VICKERS-RICH, P., 1998. Alleged Cretaceous placental from down under: Reply. *Lethaia* 31, 346–348.
- RICH, T.H., FLANNERY, T.F. & VICKERS-RICH, P., 2020a. Evidence for a remarkably large toothed-monotreme from the Early Cretaceous of Lightning Ridge, NSW, Australia. In *Biological Consequences of Plate Tectonics: New Perspectives on Post-Gondwana Break-up—A Tribute to Ashok Sahni*. PRASAD, G.V.R. & PATNAIK, R., EDS, Springer Nature Switzerland AG, Cham, Switzerland, 77–81.
- RICH, T.H., GALTON, P.M. & VICKERS-RICH, P., 2010. The holotype individual of the ornithomimid dinosaur *Leaellynasaura amicagraphica* Rich & Rich, 1989 (late Early Cretaceous, Victoria, Australia). *Alcheringa* 34, 385–396.
- RICH, T.H., HOPSON, J.A., GILL, P.G., TRUSLER, P., ROGERS-DAVIDSON, S., MORTON, S., CIFELLI, R.L., PICKERING, D., KOOL, L., SIU, K., BURGMANN, F.A., SENDEN, T., EVANS, A.R., WAGSTAFF, B.E., SEEGETS-VILLIERS, D., CORFE, I.J., FLANNERY, T.F., WALKER, K., MUSSER, A.M., ARCHER, M., PLAN, R. & VICKERS-RICH, P., 2016. The mandible and dentition of the Early Cretaceous monotreme *Teinolophos trusleri*. *Alcheringa* 40, 475–501.
- RICH, T.H., HOPSON, J.A., MUSSER, A.M., FLANNERY, T.F. & VICKERS-RICH, P., 2005a. Independent origins of middle ear bones in monotremes and therians. *Science* 307, 910–914.
- RICH, T.H., HOPSON, J.A., MUSSER, A.M., FLANNERY, T.F. & VICKERS-RICH, P., 2005b. Response to comments on 'Independent origins of middle ear bones in monotremes and therians'. *Science* 309, 1492c.
- RICH, T.H., KEAR, B.P., SINCLAIR, R., CHINNERY, B., MCHUGH, M.L. & VICKERS-RICH, P., 2014. *Serendipaceratops arthurclarkei* Rich & Vickers-Rich, 2003 is an Australian Early Cretaceous ceratopsian. *Alcheringa* 38, 456–479.
- RICH, T.H., KRAUSE, D.W., TRUSLER, P., WHITE, M.A., KOOL, L., EVANS, A.R., MORTON, S. & VICKERS-RICH, P., 2022a. Second specimen of *Corriebaatar marywaltersae* from the Lower Cretaceous of Australia confirms its multituberculate affinities. *Acta Palaeontologica Polonica* 67, 115–134.
- RICH, T.H., LOWERY, M., HALL, M., KOOL, L., BEVITT, J., WHITE, M. & VICKERS-RICH, P., 2022b. A new Cretaceous fossil mammal locality from the Bass Coast of southeastern Australia. *Alcheringa* 46, 349–353.



- RICH, T.H. & RICH, P.V., 1988. A juvenile dinosaur brain from Australia. *National Geographic Research* 4, 148.
- RICH, T.H.V. & RICH, P.V., 1989. Polar dinosaurs and biotas of the Early Cretaceous of southeastern Australia. *National Geographic Research* 5, 15–53.
- RICH, T.H., TRUSLER, P., KOOL, L., PICKERING, D., EVANS, A., SIU, K., MAKSIMENKO, A., KUNDRÁT, M., GOSTLING, N.J., MORTON, S. & VICKERS-RICH, P., 2020c. A third, remarkably small, tribosphenic mammal from the Mesozoic of Australia. In *Biological Consequences of Plate Tectonics: New Perspectives on Post-Gondwana Break-up—A Tribute to Ashok Sahni*. PRASAD, G.V.R. & PATNAIK, R., eds, Springer Nature Switzerland AG, Cham, Switzerland, 67–75.
- RICH, T.H. & VICKERS-RICH, P., 1994. Neoceratopsians and ornithomimosaur: dinosaurs of Gondwana origin? *National Geographic Research and Exploration* 10, 129–131.
- RICH, T.H. & VICKERS-RICH, P., 2003a. *A Century of Australian Dinosaurs*. Queen Victoria Museum and Art Gallery and Monash Science Centre, Launceston, 124 pp.
- RICH, T.H. & VICKERS-RICH, P., 2003b. Protoceratopsian? ulnae from Australia. *Records of the Queen Victoria Museum* 113, 1–12.
- RICH, T.H. & VICKERS-RICH, P., 2004. Diversity of Early Cretaceous mammals from Victoria, Australia. *Bulletin of the American Museum of Natural History* 285, 36–53.
- RICH, T.H. & VICKERS-RICH, P., 2020. *Dinosaurs of Darkness* (Second Edition). Indiana University Press, Bloomington & Indianapolis, 222 pp.
- RICH, T.H., VICKERS-RICH, P., CONSTANTINE, A., FLANNERY, T.F., KOOL, L. & VAN KLAVEREN, N., 1997. A tribosphenic mammal from the Mesozoic of Australia. *Science* 278, 1438–1442.
- RICH, T.H., VICKERS-RICH, P., CONSTANTINE, A., FLANNERY, T.F., KOOL, L. & VAN KLAVEREN, N., 1999. Early Cretaceous mammals from Flat Rocks, Victoria, Australia. *Records of the Queen Victoria Museum* 106, 1–34.
- RICH, T.H., VICKERS-RICH, P., FLANNERY, T.F., KEAR, B.P., CANTRILL, D.J., KOMAROWER, P., KOOL, L., PICKERING, D., TRUSLER, P., MORTON, S., VAN KLAVEREN, N. & FITZGERALD, E.M.G., 2009b. An Australian multituberculata and its palaeobiogeographic implications. *Acta Palaeontologica Polonica* 54, 1–6.
- RICH, T.H., VICKERS-RICH, P., FLANNERY, T.F., PICKERING, D., KOOL, L., TAIT, A.M. & FITZGERALD, E.M.G., 2009a. A fourth Australian Mesozoic mammal locality. In *Papers on Geology, Vertebrate Paleontology, and Biostratigraphy in Honor of Michael O. Woodburne*. Museum of Northern Arizona Bulletin, 65. ALBRIGHT, L.B., III, ed., Museum of Northern Arizona, Flagstaff, Arizona, 677–681.
- RICH, T.H., VICKERS-RICH, P., TRUSLER, P., FLANNERY, T.F., CIFELLI, R., CONSTANTINE, A., KOOL, L. & VAN KLAVEREN, N., 2001c. Monotreme nature of the Australian Early Cretaceous mammal *Teinolophos*. *Acta Palaeontologica Polonica* 46, 113–118.
- RICH, T.H. & VICKERS-RICH, P., 1999. The Hypsilophodontidae from southeastern Australia. In *Proceedings of the Second Gondwanan Dinosaur Symposium: National Science Museum Monograph*, 15. TOMIDA, Y., RICH, T.H. & VICKERS-RICH, P., eds, National Science Museum, Tokyo, Japan, 167–180.
- RIGBY, S.L., POROPAT, S.F., MANNION, P.D., PENTLAND, A.H., SLOAN, T., RUMBOLD, S.J., WEBSTER, C.B. & ELLIOTT, D.A., 2022. A juvenile *Diamantinasaurus matildae* (Dinosauria: Titanosauria) from the Upper Cretaceous Winton Formation of Queensland, Australia, with implications for sauropod ontogenetic growth. *Journal of Vertebrate Paleontology* 41, e2047991.
- RIGUETTI, F., PEREDA-SUBERBIOLA, X., PONCE, D., SALGADO, L., APESTEGUÍA, S., ROZADILLA, S. & ARBOUR, V., 2022. A new small-bodied ankylosaurian dinosaur from the Upper Cretaceous of North Patagonia (Río Negro Province, Argentina). *Journal of Systematic Palaeontology* 20, 2137441.
- RISTEVSKI, J., WILLIS, P.M.A., YATES, A.M., WHITE, M.A., HART, L.J., STEIN, M.D., PRICE, G.J. & SALISBURY, S.W., 2023. Migrations, diversifications and extinctions: the evolutionary history of crocodyliforms in Australasia. *Alcheringa*. <https://doi.org/10.1080/03115518.2023.2201319>
- RIX, A., 2023. The Dunstan deals: how some geological treasures left Australia. *Proceedings of the Royal Society of Queensland* 132.
- RODRIGUES, T. & KELLNER, A.W.A., 2013. Taxonomic review of the *Ornithocheirus* complex (Pterosauria) from the Cretaceous of England. *ZooKeys* 308, 1–112.
- ROMER, A.S., 1947. Review of the Labyrinthodontia. *Bulletin of the Museum of Comparative Zoology* 99, 1–368.
- ROMER, A.S., 1956. *Osteology of the Reptiles*. University of Chicago Press, Chicago, 772 pp.
- ROMER, A.S., 1971. Tetrapod vertebrates and Gondwanaland. In *Second Gondwana Symposium: Proceedings and Papers*. Council for Scientific and Industrial Research, Pretoria, South Africa, 111–124.
- ROMER, A.S. & LEWIS, A.D., 1959. A mounted skeleton of the giant plesiosaur *Kronosaurus*. *Breviora* 112, 1–15.
- ROMILIO, A., 2021a. Evidence of ornithischian activity from the Lower Jurassic (Hettangian–Sinemurian) Precipice Sandstone, Callide Basin, Queensland, Australia—preliminary findings. *Historical Biology* 33, 3041–3045.
- ROMILIO, A., 2021b. Additional notes on the Mount Morgan dinosaur tracks from the Lower Jurassic (Sinemurian) Razorback Beds, Queensland, Australia. *Historical Biology* 33, 2005–2007.
- ROMILIO, A., DICK, R., SKINNER, H. & MILLAR, J., 2021c. Archival data provides insights into the ambiguous track-maker gait from the Lower Jurassic (Sinemurian) Razorback beds, Queensland, Australia: evidence of theropod quadrupedalism? *Historical Biology* 33, 1573–1579.
- ROMILIO, A. & GODFREY, T., 2022. A new dinosaur tracksite from the Lower Cretaceous (Aptian–Albian) Eumeralla Formation of Wattle Hill, Victoria; a preliminary investigation. *Historical Biology* 34, 2315–2323.
- ROMILIO, A., KLEIN, H., JANNEL, A. & SALISBURY, S.W., 2021b. Saurischian dinosaur tracks from the Upper Triassic of southern Queensland: possible evidence for Australia's earliest sauropodomorph track-maker. *Historical Biology* 34, 1834–1843.
- ROMILIO, A. & SALISBURY, S.W., 2011. A reassessment of large theropod dinosaur tracks from the mid-Cretaceous (late Albian–Cenomanian) Winton Formation of Lark Quarry, central-western Queensland, Australia: A case for mistaken identity. *Cretaceous Research* 32, 135–142.
- ROMILIO, A. & SALISBURY, S.W., 2014. Large dinosaurian tracks from the Upper Cretaceous (Cenomanian–Turonian) portion of the Winton Formation, Lark Quarry, central-western Queensland, Australia: 3D photogrammetric analysis renders the ‘stampede trigger’ scenario unlikely. *Cretaceous Research* 51, 186–207.
- ROMILIO, A., SALISBURY, S.W. & JANNEL, A., 2021a. Footprints of large theropod dinosaurs in the Middle–Upper Jurassic (lower Callovian–lower Tithonian) Walloon Coal Measures of southern Queensland, Australia. *Historical Biology* 33, 2135–2146.
- ROMILIO, A., TUCKER, R.T. & SALISBURY, S.W., 2013. Reevaluation of the Lark Quarry dinosaur Tracksite (late Albian–Cenomanian Winton Formation, central-western Queensland, Australia): no longer a stampede? *Journal of Vertebrate Paleontology* 33, 102–120.
- ROUGIER, G.W., FORASIEPI, A.M. & MARTINELLI, A.G., 2005. Comment on “independent origins of middle ear bones in monotremes and therians” (II). *Science* 309, 1492b.
- ROWE, T., 1988. Definition, diagnosis, and origin of Mammalia. *Journal of Vertebrate Paleontology* 8, 241–264.
- ROWE, T., RICH, T.H., VICKERS-RICH, P., SPRINGER, M. & WOODBURNE, M.O., 2008. The oldest platypus and its bearing on divergence timing of the platypus and echidna clades. *Proceedings of the National Academy of Sciences* 105, 1238–1242.
- ROZADILLA, S., AGNOLIN, F., MANABE, M., TSUIHJI, T. & NOVAS, F.E., 2021. Ornithischian remains from the Chorrillo Formation (Upper Cretaceous), southern Patagonia, Argentina, and their implications on ornithischian paleobiogeography in the Southern Hemisphere. *Cretaceous Research* 125, 104881.
- ROZEFELDS, A.C. & WARREN, A., 2011. *Lepidostrobos muelleri* Johnston is a skull fragment of a temnospondyl amphibian. *Alcheringa* 35, 459–462.
- ROZEFELDS, A.C., WARREN, A., WHITFIELD, A. & BULL, S., 2011. New evidence of large Permo-Triassic dicynodonts (Synapsida) from Australia. *Journal of Vertebrate Paleontology* 31, 1158–1162.
- RÜHLE VON LILLENSTERN, H., 1944. Eine Dicynodontierfährte aus dem Chirotheriumsandesstein von Hessberg bei Hildburghausen

- (aufbewahrt im Paläontologischen Museum des Jardin des Plantes in Paris). *Paläontologische Zeitschrift* 23, 368–385.
- RUSCONI, C., 1948. Nuevos Laberintodontes del Triásico de Mendoza. *Revista del Museo de Historia Natural de Mendoza* 2, 225–229
- RUTA, M., PISANI, D., LLOYD, G.T. & BENTON, M.J., 2007. A supertree of Temnospondyli: cladogenetic patterns in the most species-rich group of early tetrapods. *Proceedings of the Royal Society Series B* 274, 3087–3095
- SACHS, S., 2004. Redescription of *Woolungasaurus glendowerensis* (Plesiosauria: Elasmosauridae) from the Lower Cretaceous of north-east Queensland. *Memoirs of the Queensland Museum* 49, 215–233.
- SACHS, S., 2005. *Tuarangisaurus australis* sp. nov. (Plesiosauria: Elasmosauridae) from the Lower Cretaceous of northeastern Queensland, with additional notes on the phylogeny of the Elasmosauridae. *Memoirs of the Queensland Museum* 50, 425–440.
- SACHS, S., HORNUNG, J.J. & KEAR, B.P., 2017. A new basal elasmosaurid (Sauropterygia: Plesiosauria) from the Lower Cretaceous of Germany. *Journal of Vertebrate Paleontology* 37, e1301945.
- SACHS, S. & KEAR, B.P., 2017. Redescription of the elasmosaurid plesiosaurian *Libonectes atlasense* from the Upper Cretaceous of Morocco. *Cretaceous Research* 74, 205–222.
- SACHS, S., LINDGREN, J. & KEAR, B.P., 2018. Reassessment of the *Styxosaurus snowii* (Williston, 1890) holotype specimen and its implications for elasmosaurid plesiosaurian interrelationships. *Alcheringa* 42, 560–574.
- SACHS, S., LINDGREN, J., MADZIA, D. & KEAR, B.P., 2021. Cranial osteology of the mid-Cretaceous elasmosaurid *Thalassomedon hanningtoni* from the Western Interior Seaway of North America. *Cretaceous Research* 123, 104769.
- SALGADO, L., CORIA, R.A. & CALVO, J.O., 1997. Evolution of titanosaurid sauropods. I: Phylogenetic analysis based on the postcranial evidence. *Ameghiniana* 34, 3–32.
- SALGADO, L. & GASPARINI, Z., 2006. Reappraisal of an ankylosaurian dinosaur from the Upper Cretaceous of James Ross Island (Antarctica). *Geodiversitas* 28, 119–135.
- SALISBURY, S.W., FREY, E., MARTILL, D.M. & BUCHY, M.-C., 2003. A new crocodylian from the Lower Cretaceous Crato Formation of north-eastern Brazil. *Palaeontographica Abteilung A* 270, 3–47.
- SALISBURY, S., MOLNAR, R.E., FREY, E. & WILLIS, P.M.A., 2006. The origin of modern crocodyliforms: new evidence from the Cretaceous of Australia. *Proceedings of the Royal Society B* 273, 2439–2448.
- SALISBURY, S.W. & ROMILIO, A., 2019. *Dinosaurian tracks and related geological features of the Reddell Point—Entrance Point area, Broome, Western Australia; palaeontological survey as part of the 2018 Broome Safe Boat Harbour site assessment process*. Shire of Broome, Broome, Western Australia. viii + 42 pp.
- SALISBURY, S.W., ROMILIO, A., HERNE, M.C., TUCKER, R.T. & NAIR, J.P., 2017. The dinosaurian ichnofauna of the Lower Cretaceous (Valanginian–Barremian) Broome Sandstone of the Walmadany Area (James Price Point), Dampier Peninsula, Western Australia. *Society of Vertebrate Paleontology Memoir* 16, 1–152.
- SÄVE-SÖDERBERGH, G., 1935. On the dermal bones of the head in labyrinthodont stegocephalians and primitive Reptilia with special reference to Eotriassic stegocephalians from East Greenland. *Meddelelser om Grønland* 98, 1–211.
- SCANLON, J.D., 2006. Dinosaurs and other Mesozoic reptiles of Australasia. In *Evolution and Biogeography of Australasian Vertebrates*. MERRICK, J.R., ARCHER, M., HICKEY, G.M. & LEE, M.S.Y., eds, Auscipub, Sydney, Australia, 265–290.
- SCANLON, J.D. & HOCKNULL, S.A., 2008. A dolichosaurid lizard from the latest Albian (mid-Cretaceous) Winton Formation, Queensland, Australia. In *Proceedings of the Second Mosasaur Meeting. Fort Hays Studies, Special Issue 3*. EVERHART, M.J., ed., Fort Hays State University, Hays, Kansas, 131–136.
- SCHOCH, R.R., 2013. The evolution of major temnospondyl clades: an inclusive phylogenetic analysis. *Journal of Systematic Palaeontology* 11, 673–705.
- SCHOCH, R.R., 2019. Osteology of the temnospondyl *Trematosaurus brauni* Burmeister, 1849 from the Middle Buntsandstein of Bernburg, Germany. *Palaeodiversity* 12, 41–63.
- SCHOCH, R.R. & MILNER, A.R., 2000. *Stereospondyli: Stem-Stereospondyli, Rhinesuchidae, Rhytidostea, Trematosauroida, Capitosauridea*. Verlag Dr. Friedrich Pfeil, Munich, 203 pp.
- SEELEY, H.G., 1870. *The Ornithosauria: an elementary study of the bones of pterodactyles*. Deighton, Bell, and Co., Cambridge, 135 pp.
- SEELEY, H.G., 1874. Note on some of the generic modifications of the plesiosaurian pectoral arch. *Quarterly Journal of the Geological Society of London* 30, 436–449.
- SEELEY, H.G., 1887. On the classification of the fossil animals commonly named Dinosauria. *Proceedings of the Royal Society of London* 43, 165–171.
- SEELEY, H.G., 1891. On *Agrosaurus macgillivrayi*, a saurischian reptile from the N.E. coast of Australia. *Quarterly Journal of the Geological Society of London* 47, 164–165.
- SENGUPTA, D.P., 1995. Chigutisaurid temnospondyls from the Late Triassic of India and a review of the family Chigutisauridae. *Palaeontology* 38, 313–339.
- SERENO, P.C., LARSSON, H.C.E., SIDOR, C.A. & GADO, B., 2001. The giant crocodyliform *Sarcosuchus* from the Cretaceous of Africa. *Science* 294, 1516–1519.
- SERENO, P.C., 1986. Phylogeny of the bird-hipped dinosaurs (order Ornithischia). *National Geographic Research* 2, 234–256.
- SERRATOS, D.J., DRUCKENMILLER, P.S. & BENSON, R.B.J., 2017. A new elasmosaurid (Sauropterygia, Plesiosauria) from the Bearpaw Shale (Late Cretaceous, Maastrichtian) of Montana demonstrates multiple evolutionary reductions of neck length within Elasmosauridae. *Journal of Vertebrate Paleontology* 37, e1278608.
- SHERWIN, L., 1969a. Amphibian footprints as an indication of the depth of deposition of the Hawkesbury Sandstone. In *Abstracts for the Fourth Symposium on Advances in the Study of the Sydney Basin*. Department of Geology, University of Newcastle, Newcastle, New South Wales, 69–70.
- SHERWIN, L., 1969b. Amphibian footprints in Hawkesbury Sandstone. *Quarry, Mine and Pit* 10, 6–8.
- SHISHKIN, M.A., 1973. The morphology of the early Amphibia and some problems of the lower tetrapod evolution. *Trudy Paleontologicheskogo Instituta Akademiy Nauk S.S.S.R.* 137, 1–257. (in Russian)
- SHISHKIN, M.A., 1991. A labyrinthodont from the Late Jurassic of Mongolia. *Paleontological Journal* 1991, 81–94.
- SLODOWNIK, M.A., MÖRS, T. & KEAR, B.P., 2021. Reassessment of the Early Triassic trematosaurid temnospondyl *Tertrema acuta* from the Arctic island of Spitsbergen. *Journal of Vertebrate Paleontology* 41, e1900209.
- SMITH WOODWARD, A., 1906. On a tooth of *Ceratodus* and a dinosaurian claw from the Lower Jurassic of Victoria, Australia. *Annals and Magazine of Natural History* 18 (series 7), 1–3.
- SMITH WOODWARD, A., 1909. On a new labyrinthodont from oil shale at Airly. *Records of the Geological Survey of New South Wales* 8, 317–319.
- SMITH WOODWARD, A., 1910. On remains of a megalosaurian dinosaur from New South Wales. In *Report of the Seventy-ninth Meeting of the British Association for the Advancement of Science*. John Murray, London, 482–483.
- SMITH, E.T., 2010. Early Cretaceous chelids from Lightning Ridge, New South Wales. *Alcheringa* 34, 375–384.
- SMITH, A.S. & DYKE, G.J., 2008. The skull of the giant predatory pliosaur *Rhomaleosaurus cramptoni*: implications for plesiosaur phylogenetics. *Naturwissenschaften* 95, 975–980.
- SMITH, T.E., EDWARDS, D.S., KELMAN, A.P., LAURIE, J.R., LE POIDEVIN, S., NICOLL, R.S., MORY, A.J., HAINES, P.W. & HOCKING, R.M., 2013. *Canning Basin Biozonation and Stratigraphy, 2013, Chart 31*. Commonwealth of Australia (Geosciences Australia), Canberra, Australia, 389 pp.
- SMITH, E.T. & KEAR, B.P., 2013. *Spoochelys ormondea* gen. et sp. nov., an archaic meiolaniid-like turtle from the Early Cretaceous of Lightning Ridge, Australia. In *Morphology and Evolution of Turtles*. Brinkman, D.B., Holroyd, P.A. & Gardner, J.D., eds, Springer, Dordrecht, 121–146.
- SMITH, N.D., MAKOVICKY, P.J., AGNOLIN, F.L., EZCURRA, M.D., PAIS, D.F. & SALISBURY, S.W., 2008. A *Megaraptor*-like theropod (Dinosauria: Tetanurae) in Australia: support for faunal exchange across eastern

- and western Gondwana in the Mid-Cretaceous. *Proceedings of the Royal Society B* 275, 2085–2093.
- SMITH, E., 2009. *Terrestrial and freshwater turtles of Early Cretaceous Australia*. Ph.D. thesis. University of New South Wales, Sydney, 390 pp. (unpublished)
- SOBCZAK, K., LA CROIX, A.D., ESTERLE, J., HAYES, P., HOLL, H.G., CHESIOŁKA, R., CROWLEY, J.L. & ALLEN, C.M., 2022. Geochronology and sediment provenance of the Precipice Sandstone and Evergreen Formation in the Surat Basin, Australia: implications for the palaeogeography of eastern Gondwana. *Gondwana Research* 111, 189–208.
- SOOKIAS, R.B., BUDD, G.E. & KEAR, B.P., 2013. Mesozoic fossil sustainability: synoptic case studies of resource management. *GFF* 135, 131–143.
- SOTO-ACUÑA, S., VARGAS, A.O., KALUZA, J., LEPPE, M., BOTELHO, J.F., PALMA-LIBERONA, J., SIMON-GUTSTEIN, C., FERNÁNDEZ, R.A., ORTIZ, H., MILLA, V., ARAVENA, B., MANRIQUEZ, L.M.E., ALARCÓN-MUNOZ, J., PINO, J.P., TREVISAN, C., MANSILLA, H., HINOJOSA, L.F., MUÑOZ-WALTHER, V. & RUBILAR-ROGERS, D., 2021. Bizarre tail weaponry in a transitional ankylosaur from subantarctic Chile. *Nature* 600, 259–263.
- SPIEKMAN, S.N.F., 2018. A new specimen of *Prolacerta broomi* from the lower Fremouw Formation (Early Triassic) of Antarctica, its biogeographical implications and a taxonomic revision. *Scientific Reports* 8, 17996.
- SPIEKMAN, S.N.F., FRASER, N.C. & SCHEYER, T.M., 2021. A new phylogenetic hypothesis of Tanystropheidae (Diapsida, Archosauromorpha) and other “protorosaurs”, and its implications for the early evolution of stem archosaurs. *PeerJ* 9, e11143.
- STAINES, H.R.E. & WOODS, J.T., 1964. Recent discovery of Triassic dinosaur footprints in Queensland. *Australian Journal of Science* 27, 55.
- STEEL, R., 1970. Saurischia. In *Handbuch der Paläoherpetologie*. KUHN, O., ed., Gustav Fischer Verlag, Stuttgart, 1–87.
- STEPHENS, W.J., 1887a. Note on a labyrinthodont fossil from Cockatoo Island, Port Jackson. *Proceedings of the Linnean Society of New South Wales (Second Series)* 1, 931–940.
- STEPHENS, W.J., 1887b. On the *Biloela* labyrinthodont (second notice). *Proceedings of the Linnean Society of New South Wales (Second Series)* 1, 1113–1121.
- STEPHENS, W.J., 1887c. On some additional labyrinthodont fossils from the Hawkesbury sandstones of New South Wales. *Proceedings of the Linnean Society of New South Wales (Second Series)* 1, 1175–1192.
- STEPHENS, W.J., 1888. On some additional labyrinthodont fossils from the Hawkesbury Sandstone of New South Wales. Second note on *Platyceps wilkinsoni*. *Proceedings of the Linnean Society of New South Wales (Second Series)* 2, 156–158.
- STERLI, J., 2015. A review of the fossil record of Gondwanan turtles of the clade Meiolaniformes. *Bulletin of the Peabody Museum of Natural History* 56, 21–45.
- STERLI, J. & DE LA FUENTE, M.S., 2013. New evidence from the Palaeocene of Patagonia (Argentina) on the evolution and palaeobiogeography of Meiolaniformes (Testudinata, new taxon name). *Journal of Systematic Palaeontology* 11, 835–852.
- STEYER, J.S. & DAMIANI, R., 2005. A giant brachyopoid temnospondyl from the Upper Triassic or Lower Jurassic of Lesotho. *Bulletin de la Société Géologique de France* 176, 243–248.
- SYME, C.E. & SALISBURY, S.W., 2018. Taphonomy of *Isisfordia duncani* specimens from the Lower Cretaceous (upper Albian) portion of the Winton Formation, Isisford, central-west Queensland. *Royal Society Open Science* 5, 171651.
- SYME, C.E., WELSH, K.J., ROBERTS, E.M. & SALISBURY, S.W., 2016. Depositional environment of the Lower Cretaceous (upper Albian) Winton Formation at Isisford, central-western Queensland, inferred from sandstone concretions. *Journal of Sedimentary Research* 86, 1067–1082.
- TALENT, J.A., DUNCAN, P.M. & HANDBY, P.L., 1966. Early Cretaceous feathers from Victoria. *Emu* 64, 81–86.
- TEICHERT, C. & MATHESON, R.S., 1944. Upper Cretaceous ichthyosaurian and plesiosaurian remains from Western Australia. *Australian Journal of Science* 6, 167–170.
- TEMBE, G & SIDDIQUI, S., 2014. Applications of computed tomography to fossil conservation and education *Collection Forum* 28, 47–62.
- THOMAS, B.M., WILLINK, R.J., GRICE, K., TWITCHETT, R.J., PURCELL, R.R., ARCHBOLD, N.W., GEORGE, A.D., TYE, S., ALEXANDER, R., FOSTER, C.B. & BARBER, C.J., 2004. Unique marine Permian–Triassic boundary section from Western Australia. *Australian Journal of Earth Sciences* 51, 423–430.
- THOMPSON, R.S., PARISH, J.C., MAIDMENT, S.C.R. & BARRETT, P.M., 2012. Phylogeny of the ankylosaurian dinosaurs (Ornithischia: Thyreophora). *Journal of Systematic Palaeontology* 10, 301–312.
- THORN, K.M., POROPAT, S.F., BELL, P.R., HOCKNULL, S.A., KEAR, B.P., PALCI, A., SALISBURY, S.W. & YATES, A.M., 2021. Checklist of the Fossil Reptile and Amphibian Species of Australia. <https://www.australasianpalaeontologists.org/databases>
- THULBORN, R.A., 1979. A proterosuchian thecodont from the Rewan Formation of Queensland. *Memoirs of the Queensland Museum* 19, 331–344.
- THULBORN, R.A., 1983a. A mammal-like reptile from Australia. *Nature* 303, 330–331.
- THULBORN, R.A., 1983b. First mammal-like reptile from Australia (reply). *Nature* 306, 209.
- THULBORN, R.A., 1985. *Rhoetosaurus brownei* Longman, 1926: the giant Queensland dinosaur. In *Kadimakara: Extinct Vertebrates of Australia*. RICH, P.V., VAN TETS, G.F. & KNIGHT, F., eds, Princeton University Press, Princeton, 166–171.
- THULBORN, R.A., 1986a. The Australian Triassic reptile *Tasmaniosaurus triassicus* (Thecodontia: Proterosuchia). *Journal of Vertebrate Paleontology* 6, 123–142.
- THULBORN, R.A., 1986b. Triassic amphibian and reptile tracks of the Brisbane–Ipswich area. In *A field guide to sediments and fossils of the Ipswich Basin*. FORDHAM, B.G., ed., Geological Society of Australia, Queensland Division, Brisbane, Australia, 20–24.
- THULBORN, R.A., 1990. Mammal-like reptiles in Australia. *Memoirs of the Queensland Museum* 28, 169.
- THULBORN, R.A., 1994. Ornithopod dinosaur tracks from the Lower Jurassic of Queensland. *Alcheringa* 18, 247–258.
- THULBORN, R.A., 2013. Lark Quarry revisited: a critique of methods used to identify a large dinosaurian track-maker in the Winton Formation (Albian–Cenomanian), western Queensland, Australia. *Alcheringa* 37, 312–330.
- THULBORN, T., 1997. Dinosaur tracks at Oakleigh Colliery. *Queensland Government Mining Journal* 98, 42–43.
- THULBORN, T., 2001. History and nomenclature of the theropod dinosaur tracks *Bueckeburgichnus* and *Megalosauripus*. *Ichnos* 8, 207–222.
- THULBORN, T., 2003. Comment on “Ascent of dinosaurs linked to an iridium anomaly at the Triassic–Jurassic boundary”. *Science* 301, 169b.
- THULBORN, T., 2012. Impact of sauropod dinosaurs on lagoonal substrates in the Broome Sandstone (Lower Cretaceous), Western Australia. *PLoS One* 7, e36208.
- THULBORN, T., 2017. Behaviour of dinosaurian track-makers in the Winton Formation (Cretaceous, Albian–Cenomanian) at Lark Quarry, western Queensland, Australia: running or swimming? *Ichnos* 24, 1–18.
- THULBORN, T., HAMLEY, T. & FOULKES, P., 1994. Preliminary report on sauropod dinosaur tracks in the Broome Sandstone (Lower Cretaceous) of Western Australia. *Gaia* 10, 85–94.
- THULBORN, T., 2000. Australia’s earliest theropods: footprint evidence in the Ipswich Coal Measures (Upper Triassic) of Queensland. In *Aspects of Theropod Paleobiology; Gaia*, 15. PÉREZ-MORENO, B.P., HOLTZ, T.R., JR., SANZ, J.L. & MORATALLA, J.J., eds, 301–311.
- THULBORN, T. & TURNER, S., 1993. An elasmosaur bitten by a pliosaur. *Modern Geology* 18, 489–501.
- THULBORN, R.A. & WADE, M., 1979. Dinosaur stampede in the Cretaceous of Queensland. *Lethaia* 12, 275–279.
- THULBORN, R.A. & WADE, M., 1984. Dinosaur trackways in the Winton Formation (mid-Cretaceous) of Queensland. *Memoirs of the Queensland Museum* 21, 413–517.
- THULBORN, R.A. & WADE, M., 1989. A footprint as a history of movement. In *Dinosaur Tracks and Traces*. GILLETTE D.D. & LOCKLEY, M.G., eds, Cambridge University Press, Cambridge, U.K., 51–56.
- THULBORN, R.A. & WARREN, A.A., 1980. Early Jurassic plesiosaurs from Australia. *Nature* 285, 224–225.
- TODD, C.N., ROBERTS, E.M., KNUTSEN, E.M., ROZEFELDS, A.C., HUANG, H.-Q. & SPANDLER, C., 2019. Refined age and geological context of two of

- Australia's most important Jurassic vertebrate taxa (*Rhoetosaurus browni* and *Siderops kehli*), Queensland. *Gondwana Research* 76, 19–25.
- TRAVOUILLON, K.J., JACKSON, S., BECK, R.M.D., LOUYS, J., CRAMB, J., GILLESPIE, A., BLACK, K., HAND, S., ARCHER, M., KEAR, B.P., HOCKNULL, G.A., PHILLIPS, M., McDOWELL, M., FITZGERALD, E., BREWER, P. & PRICE, G.J., 2021. Checklist of the Fossil Mammal Species of Australia and New Guinea. <https://www.australasianpalaentologists.org/databases>
- TRIPATHI, C., 1969. Fossil labyrinthodonts from the Panchet Series of the Indian Gondwanas. *Palaeontologia Indica* 38, 1–45.
- TUCKER, R.T., ROBERTS, E.M., HU, Y., KEMP, A.I.S. & SALISBURY, S.W., 2013. Detrital zircon age constraints for the Winton Formation, Queensland: contextualizing Australia's Late Cretaceous dinosaur faunas. *Gondwana Research* 24, 767–779.
- TURNER, S., BEAN, L.B., DETTMANN, M., MCKELLAR, J.L., MCLOUGHLIN, S. & THULBORN, T., 2009. Australian Jurassic sedimentary and fossil successions: current work and future prospects for marine and non-marine correlation. *GFF* 131, 49–70.
- TURNER, A.H. & PRITCHARD, A.C., 2015. The monophyly of Suisuchidae (Crocodyliformes) and its phylogenetic placement in Neosuchia. *PeerJ* 3, e759.
- TWELVETREES, W.H. & PETTERD, W.F., 1900. Note on the humeri of Tasmanian labyrinthodonts. *Papers and Proceedings of the Royal Society of Tasmania 1898–1899*, 27–31.
- UNWIN, D.M., LÜ, J. & BAKHURINA, N.N., 2000. On the systematic and stratigraphic significance of pterosaurs from the Lower Cretaceous Yixian Formation (Jehol Group) of Liaoning, China. *Mitteilungen aus dem Museum für Naturkunde in Berlin, Geowissenschaftliche Reihe* 3, 181–206.
- UPCHURCH, P., 1995. The evolutionary history of sauropod dinosaurs. *Philosophical Transactions: Biological Sciences* 349, 365–390.
- UPCHURCH, P., BARRETT, P.M. & DODSON, P., 2004. Sauropoda. In *The Dinosauria: Second Edition*. WEISHAMPEL, D.B., DODSON, P. & OSMÓLSKA, H., eds, University of California Press, Berkeley, 259–322.
- VAJDA, V., MCLOUGHLIN, S., MAYS, C., FRANK, T.D., FIELDING, C.R., TEVYAW, A., LEHSTEN, V., BOCKING, M. & NICOLL, R.S., 2020. End-Permian (252 Mya) deforestation, wildfires and flooding – an ancient biotic crisis with lessons for the present. *Earth and Planetary Science Letters* 529, 115875.
- VAKIL, V., WEBB, G.E. & COOK, A.G., 2020. Can vertebral remains differentiate more than one species of Australian Cretaceous ichthyosaur?. *Alcheringa: An Australasian Journal of Palaeontology* 44, 537–554.
- VAKIL, V., WEBB, G. & COOK, A., 2021. Taxonomic utility of Early Cretaceous Australian plesiosaurian vertebrae. *Palaeontologia Electronica* 24, a30.
- VICKARYOUS, M.K., MARYAŃSKA, T. & WEISHAMPEL, D.B., 2004. Ankylosauria. In *The Dinosauria: Second Edition*. WEISHAMPEL, D.B., DODSON, P. & OSMÓLSKA, H., eds, University of California Press, Berkeley, 363–392.
- VICKERS-RICH, P., RICH, T.H., MCNAMARA, G.C. & MILNER, A., 1999. Is *Agrosaurus macgillivrayi* Australia's oldest dinosaur? *Records of the Western Australian Museum, Supplement* 57, 191–200.
- VINE, R.R. & PAINE, A.G.L., 1974. Hughenden, Queensland. 1:250000 geological series explanatory notes. *Bureau of Mineral Resources Geology and Geophysics* SF/55-1.
- WADE, M., 1984. *Platypterygius australis*, an Australian Cretaceous ichthyosaur. *Lethaia* 17, 99–113.
- WADE, M., 1990. A review of the Australian Cretaceous longipinnate ichthyosaur *Platypterygius*, (Ichthyosauria, Ichthyopterygia). *Memoirs of the Queensland Museum* 28, 115–137.
- WADE, M., 1989. The stance of dinosaurs and the Cossack Dancer Syndrome. In *Dinosaur Tracks and Traces*. GILLETTE, D.D. & LOCKLEY, M.G., eds, Cambridge University Press, Cambridge, 73–82.
- WAGSTAFF, B.E., GALLAGHER, S.J., HALL, W.M., KORASIDIS, V.A., RICH, T.H., SEEGETS-VILLIERS, D.E. & VICKERS-RICH, P., 2020. Palynological-age determination of Early Cretaceous vertebrate-bearing beds along the south Victorian coast of Australia and implications for the spore-pollen biostratigraphy. *Alcheringa* 44, 460–474.
- WALDMAN, M., 1970. A third specimen of a Lower Cretaceous feather from Victoria, Australia. *Condor* 72, 377.
- WALKER, A.D., 1964. Triassic reptiles from the Elgin area: *Ornithosuchus* and the origin of carnosaurs. *Philosophical Transactions of the Royal Society of London, Series B* 248, 53–134.
- WALKER, A.D., 1970. A revision of the Jurassic reptile *Hallopus victor* (Marsh), with remarks on the classification of crocodiles. *Philosophical Transactions of the Royal Society of London, Series B* 257, 323–372.
- WALKER, C.A., 1981. New subclass of birds from the Cretaceous of South America. *Nature* 292, 51–53.
- WARREN, A., 1972. Triassic amphibians and reptiles of Australia in relation to Gondwanaland. *Australian Natural History* 17, 279–283.
- WARREN, A., 1977. Jurassic labyrinthodont. *Nature* 265, 436–437.
- WARREN, A., 1981a. A horned member of the labyrinthodont superfamily Brachyopoidea from the Early Triassic of Queensland. *Alcheringa* 5, 273–288.
- WARREN, A., 1985a. Triassic Australian plagiosauroid. *Journal of Paleontology* 59, 236–241.
- WARREN, A., 1991. Australian fossil amphibians. In *Vertebrate Palaeontology of Australasia*. VICKERS-RICH, P., MONAGHAN, J.M., BAIRD, R.F. & RICH, T.H., eds, Pioneer Design Studio, Melbourne, 569–590.
- WARREN, A., 2012. The South African stereospondyl *Microposaurus* from the Middle Triassic of the Sydney Basin, Australia. *Journal of Vertebrate Paleontology* 32, 538–544.
- WARREN, A.A., 1980. *Parotosuchus* from the Early Triassic of Queensland and Western Australia. *Alcheringa* 4, 25–36.
- WARREN, A.A., 1981b. The lower jaw of the labyrinthodont family Brachyopidae. *Memoirs of the Queensland Museum* 20, 285–289.
- WARREN, A.A., 1982. Australian fossil amphibians. In *Fossil Vertebrate Record of Australasia*. RICH, P.V. & THOMPSON, E.M., eds, Monash University Press, Clayton, Victoria, 145–158.
- WARREN, A.A., 1985b. Two long-snouted temnospondyls (Amphibia, Labyrinthodontia) from the Triassic of Queensland. *Alcheringa* 9, 293–295.
- WARREN, A.A., 1997. A tetrapod fauna from the Permian of the Sydney Basin. *Records of the Australian Museum* 49, 25–33.
- WARREN, J.W., 1969. A fossil chelonian of probably Lower Cretaceous age from Victoria, Australia. *Memoirs of the National Museum of Victoria* 29, 23–28.
- WARREN, A. & BLACK, T., 1985. A new rhytidosteid (Amphibia, Labyrinthodontia) from the Early Triassic Arcadia Formation of Queensland, Australia, and the relationships of Triassic temnospondyls. *Journal of Vertebrate Paleontology* 5, 303–327.
- WARREN, A., DAMIANI, R. & SENGUPTA, D.P., 2009. Unique stereospondyl mandibles from the Early Triassic Panchet Formation of India and the Arcadia Formation of Australia. *Special Papers in Palaeontology* 81, 161–173.
- WARREN, A.A., DAMIANI, R. & YATES, A.M., 2006. The South African stereospondyl *Lydekkerina huxleyi* (Tetrapoda, Temnospondyli) from the Lower Triassic of Australia. *Geological Magazine* 143, 877–886.
- WARREN, A.A. & HUTCHINSON, M.N., 1983. The last labyrinthodont? A new brachyopoid (Amphibia, Temnospondyli) from the Early Jurassic Evergreen Formation of Queensland, Australia. *Philosophical Transactions of the Royal Society of London B* 303, 1–62.
- WARREN, A.A. & HUTCHINSON, M.N., 1987. The skeleton of a new hornless rhytidosteid (Amphibia, Temnospondyli). *Alcheringa* 11, 291–302.
- WARREN, A.A. & HUTCHINSON, M.N., 1988. A new capitosaurid amphibian from the Early Triassic of Queensland, and the ontogeny of the capitosaur skull. *Palaeontology* 31, 857–876.
- WARREN, A.A. & HUTCHINSON, M.N., 1990a. The young ones – small temnospondyls from the Arcadia Formation. *Memoirs of the Queensland Museum* 28, 103–106.
- WARREN, A.A. & HUTCHINSON, M.N., 1990b. *Lapillopsis*, a new genus of temnospondyl amphibians from the Early Triassic of Queensland. *Alcheringa* 14, 149–158.
- WARREN, A.A., KOOL, L., CLEELAND, M., RICH, T.H. & VICKERS-RICH, P., 1991. An Early Cretaceous labyrinthodont. *Alcheringa* 15, 327–332.
- WARREN, A. & MARSCANO, C., 1998. Revision of the Brachyopidae (Temnospondyli) from the Triassic of the Sydney, Carnarvon and Tasmania basins, Australia. *Alcheringa* 22, 329–342.

- WARREN, A. & MARSICANO, C., 2000a. *Banksiops*, a replacement name for *Banksia townrowi* (Amphibia, Temnospondyli). *Journal of Vertebrate Paleontology* 20, 186.
- WARREN, A.A. & MARSICANO, C.A., 2000b. A phylogeny of the Brachyopoidea (Temnospondyli, Stereospondyli). *Journal of Vertebrate Paleontology* 20, 462–483.
- WARREN, A., RICH, T.H. & VICKERS-RICH, P., 1997. The last last labyrinthodonts? *Palaeontographica Abteilung A* 247, 1–24.
- WARREN, A., ROZEFELDS, A.C. & BULL, S., 2011. Tupilakosaur-like vertebrae in *Bothriceps australis*, an Australian brachyopid stereospondyl. *Journal of Vertebrate Paleontology* 31, 738–753.
- WARREN, A.A. & SCHROEDER, N., 1995. Changes in the capitosaur skull with growth: an extension of the growth series of *Parotosuchus aliciae* (Amphibia, Temnospondyli) with comments on the otic area of capitosaur. *Alcheringa* 19, 41–46.
- WATSON, D.M.S., 1918. Notes on the nomenclature of the Carboniferous, Permo-Carboniferous, and Permian rocks of the Southern Hemisphere. *Report of the British Association for the Advancement of Science* 1917, 113–115.
- WATSON, D.M.S., 1919. The structure, evolution and origin of the Amphibia. The "orders" Rachtomi and Stereospondyli. *Philosophical Transactions of the Royal Society of London B* 209, 1–73.
- WATSON, D.M.S., 1956. The brachyopid labyrinthodonts. *Bulletin of the British Museum (Natural History), Geology* 2, 315–392.
- WATSON, D.M.S., 1958. A new labyrinthodont (*Paracyclotossaurus*) from the Upper Trias of New South Wales. *Bulletin of the British Museum (Natural History), Geology* 3, 233–263.
- WATSON, D.M.S., 1962. The evolution of the labyrinthodonts. *Philosophical Transactions of the Royal Society of London, Series B: Biological Sciences* 245, 219–265.
- WEISHAMPEL, D., CSIKI-SAVA, Z. & NORMAN, D., 2003. Osteology and phylogeny of *Zalmoxes* (n. g.), an unusual euornithopod dinosaur from the latest Cretaceous of Romania. *Journal of Systematic Palaeontology* 1, 65–123.
- WELLES, S.P., 1943. Elasmosaurid plesiosaurs with a description of the new material from California and Colorado. *Memoirs of the University of California* 13, 125–254.
- WELLES, S.P., 1962. A new species of elasmosaur from the Aptian of Colombia and a review of the Cretaceous plesiosaurs. *University of California Publications in Geological Sciences* 44, 1–89.
- WELLES, S.P., 1971. Dinosaur footprints from the Kayenta Formation of northern Arizona: *Plateau* 44, 27–38.
- WELLES, S.P., 1983. *Allosaurus* (Saurischia: Theropoda) not yet in Australia. *Journal of Paleontology* 57, 196.
- WELLES, S.P., 1993. A review of the lonchorhynchine trematosaurs (Labyrinthodontia), and a description of a new genus and species from the Lower Moenkopi Formation of Arizona. *PaleoBios* 14, 1–24.
- WELLES, S.P. & COSGRIFF, J.W., 1965. A revision of the labyrinthodont family Capitosauridae, and a description of *Parotosaurus peabodyi*, n. sp. from the Wupatki Member of the Moenkopi Formation of northern Arizona. *University of California Publications in Geological Sciences* 54, 1–148.
- WELLES, S.P. & ESTES, R., 1969. *Hadrokkosaurus bradyi* from the Upper Moenkopi Formation of Arizona; with a review of the brachyopid labyrinthodonts. *University of California Publications in Geological Sciences* 84, 1–61.
- WELLS, A.T. & O'BRIEN, P.E., 1994. Lithostratigraphic framework of the Clarence-Moreton Basin. In *Geology and petroleum potential of the Clarence-Moreton Basin, New South Wales and Queensland. Australian Geological Survey Organisation Bulletin* 241. WELLS, A.T. & O'BRIEN, P.E., EDS, Australian Government Publishing Service, Canberra, 4–47.
- WHITE, J.M., BARRON, A., MCCURRY, M.R. & DENHAM, T., 2023. Investigating gut contents of the leptocleidid plesiosaur *Umoonasaurus democyllus* using micro-CT imaging. *Alcheringa*. <https://doi.org/10.1080/03115518.2023.2194944>
- WHITE, T.E., 1935. On the skull of *Kronosaurus queenslandicus* Longman. *Occasional Papers of the Boston Society of Natural History* 8, 219–228.
- WHITE, M.A., BELL, P.R., CAMPIONE, N.E., SANSALONE, G., BROUGHAM, T., BEVITT, J.J., MOLNAR, R.E., COOK, A.G., WROE, S. & ELLIOTT, D.A., 2022. Abdominal contents reveal Cretaceous crocodyliforms ate dinosaurs. *Gondwana Research* 106, 281–302.
- WHITE, M.A., BELL, P.R., COOK, A.G., BARNES, D.G., TISCHLER, T.R., BASSAM, B.J. & ELLIOTT, D.A., 2015b. Forearm range of motion in *Australovenator wintonensis* (Theropoda, Megaraptoridae). *PLoS One* 10, e0137709.
- WHITE, M.A., BELL, P.R., COOK, A.G., POROPAT, S.F. & ELLIOTT, D.A., 2015a. The dentary of *Australovenator wintonensis* (Theropoda, Megaraptoridae); implications for megaraptorid dentition. *PeerJ* 3, e1512.
- WHITE, M.A., BELL, P.R., POROPAT, S.F., PENTLAND, A.H., RIGBY, S.L., COOK, A.G., SLOAN, T. & ELLIOTT, D.A., 2020. New theropod remains and implications for megaraptorid diversity in the Winton Formation (lower Upper Cretaceous), Queensland, Australia. *Royal Society Open Science* 7, 191462.
- WHITE, M.A., BENSON, R.B.J., TISCHLER, T.R., HOCKNULL, S.A., COOK, A.G., BARNES, D.G., POROPAT, S.F., WOOLDRIDGE, S.J., SLOAN, T., SINAPIUS, G.H.K. & ELLIOTT, D.A., 2013b. New *Australovenator* hind limb elements pertaining to the holotype reveal the most complete neovenatorid leg. *PLoS One* 8, e68649.
- WHITE, M.A., COOK, A.G., HOCKNULL, S.A., SLOAN, T., SINAPIUS, G.H.K. & ELLIOTT, D.A., 2012. New forearm elements discovered of holotype specimen *Australovenator wintonensis* from Winton, Queensland, Australia. *PLoS One* 7, e39364.
- WHITE, M.A., COOK, A.G., KLINKHAMER, A.J. & ELLIOTT, D.A., 2016. The pes of *Australovenator wintonensis* (Theropoda: Megaraptoridae): analysis of the pedal range of motion and biological restoration. *PeerJ* 4, e2312.
- WHITE, M.A., FALKINGHAM, P.L., COOK, A.G., HOCKNULL, S.A. & ELLIOTT, D.A., 2013a. Morphological comparisons of metacarpal I for *Australovenator wintonensis* and *Rapator ornitholestoides*: implications for their taxonomic relationships. *Alcheringa* 37, 435–441.
- WHITEHOUSE, F.W., 1924. Dimitobelidae – A new family of Cretaceous belemnites. *Geological Magazine* 61, 410–416.
- WILLIAMSON, T., 2006. *Systematics and biostratigraphy of the Australian Early Cretaceous belemnites with contributions to the timescale and palaeoenvironmental assessment of the Australian Early Cretaceous system derived from stable isotopes*. Ph.D. thesis. James Cook University, Townsville, Australia, 209 pp. (unpublished)
- WILLISTON, S.W., 1908. North American plesiosaurs: *Trinacromerum*. *Journal of Geology* 16, 715–735.
- WILLISTON, S.W., 1925. *Osteology of the Reptiles*. University of Chicago Press, Chicago, 772 pp.
- WILSON, J.A., 2002. Sauropod dinosaur phylogeny: Critique and cladistic analysis. *Zoological Journal of the Linnean Society* 136, 215–275.
- WILSON, J.A. & SERENO, P.C., 1998. Early evolution and higher-level phylogeny of sauropod dinosaurs. *Society of Vertebrate Paleontology Memoir* 5, 68 pp.
- WIMAN, C. 1914. Über die Stegocephalen aus der Trias Spitzbergens. *Bulletin of the Geological Institution of the University of Upsala* 13, 1–34.
- WITZMANN, F. & SCHOCH, R.R., 2022. The larval brachyopid *Platycepsion wilkinsoni* from the Triassic of New South Wales provides insight into the stereospondyl life cycle. *Journal of Paleontology* 96, 1447–1460.
- WOODBURNE, M.O., 2003. Monotremes as pretribosphenic mammals. *Journal of Mammalian Evolution* 10, 195–248.
- WOODBURNE, M.O., RICH, T.H. & SPRINGER, M.S., 2003. The evolution of tribospheny and the antiquity of mammalian clades. *Molecular Phylogenetics and Evolution* 28, 360–385.
- WOODWARD, H.N., RICH, T.H., CHINSAMY, A. & VICKERS-RICH, P., 2011. Growth dynamics of Australia's polar dinosaurs. *PLoS One* 6, e23339.
- WOODWARD, H.N., RICH, T.H. & VICKERS-RICH, P., 2018. The bone microstructure of polar "hypsilophodontid" dinosaurs from Victoria, Australia. *Scientific Reports* 8, 1162.
- WORTHY, T.H. & NGUYEN, J.M.T., 2020. An annotated checklist of the fossil birds of Australia. *Transactions of the Royal Society of South Australia* 144, 66–108.
- WORTHY, T.H., NGUYEN, J.M.T. & TRAVOUILLO, K.J., 2021. Checklist of the Fossil Bird Species of Australia. <https://www.australasianpalaeontologists.org/databases>

- XING, L.-D., HARRIS, J.D., DONG, Z.-M., LIN, Y.-L., CHEN, W., GUO, S.-B. & JI, Q., 2009b. Ornithopod (Dinosauria: Ornithischia) tracks from the Upper Cretaceous Zhutian Formation in the Nanxiong Basin, Guangdong, China and general observations on large Chinese ornithopod footprints. *Geological Bulletin of China* 28, 829–843.
- XING, L.-D., HARRIS, J.D., SEKIYA, T., FUJITA, M. & DONG, Z.-M., 2009a. Discovery of dinosaur footprints from the Lower Jurassic Lufeng Formation of Yunnan Province, China and new observations on *Changpeipus*. *Geological Bulletin of China* 28, 16–29.
- XU, Y., JIANG, S. & WANG, X., 2022. A new istiodactylid pterosaur, *Lingyuanopterus camposi* gen. et sp. nov., from the Jiufotang Formation of west Liaoning, China. *PeerJ* 10, e13819.
- YANG, Y., WU, W., DIEUDONNÉ, P.-E. & GODEFROIT, P., 2020. A new basal ornithopod dinosaur from the Lower Cretaceous of China. *PeerJ* 8, e9832.
- YATES, A.M., 1999. The Lapillopsidae: a new family of small temnospondyls from the Early Triassic of Australia. *Journal of Vertebrate Paleontology* 19, 302–320.
- YATES, A.M., 2000. A new tiny rhytidosteid (Temnospondyli: Stereospondyli) from the Early Triassic of Australia and the possibility of hidden temnospondyl diversity. *Journal of Vertebrate Paleontology* 20, 484–489.
- YATES, A.M., & WARREN, A.A., 2000. The phylogeny of the 'higher' temnospondyls (Vertebrata: Choanata) and its implications for the monophyly and origins of the Stereospondyli. *Zoological Journal of the Linnean Society* 128, 77–121.
- YOUNG, C.-C., 1960. Fossil footprints in China. *Vertebrata Palasiatica* 4, 53–66.
- ZAMMIT, M., 2010. A review of Australasian ichthyosaurs. *Alcheringa* 34, 281–292.
- ZAMMIT, M., NORRIS, R.M. & KEAR, B.P., 2010. The Australian Cretaceous ichthyosaur *Platypterygius australis*: a description and review of postcranial remains. *Journal of Vertebrate Paleontology* 30, 1726–1735.
- ZITTEL, K.A.V., 1887–1890. *Handbuch der Palaeontologie, 1. Abtheilung. Palaeozoologie, III. Band. Vertebrata (Pisces, Amphibia, Aves)*. R. Oldenbourg, München und Leipzig, 900 pp.

## Appendix

Table A1. Chronostratigraphically arranged inventory of Australian Mesozoic temnospondyl occurrences.

| Taxon   | Rock unit                  | Age range                            | Reference  |
|---|----------------------------|--------------------------------------|--|
| <i>Trucheosaurus major</i>  | Glen Davis Formation       | uppermost Permian                    | Watson (1956), Warren (1997), Marsicano & Warren (1998)  |
| <i>Bothriceps australis</i>   | upper Parmeener Supergroup | uppermost Permian/lowermost Triassic | Huxley (1859), Warren (1997), Warren & Marsicano (1998), Rozefelds <i>et al.</i> (2011), Warren <i>et al.</i> (2011) |
| Temnospondyli <i>incertae sedis</i> ( <i>Lepidostrobos muelleri</i> )   | ?Knocklofty Formation      | Induan–lower Olenekian               | Twelvetrees & Petterd (1900), Akerman & Rozefelds (2011), Rozefelds & Warren (2011)                                  |
| <i>Watsonisuchus</i> sp.  | Knocklofty Formation       | Induan–lower Olenekian               | Cosgriff & DeFauw (1987), Damiani (2001)   |
| <i>Banksiops townrowi</i>   | Knocklofty Formation       | Induan–lower Olenekian               | Cosgriff (1974), Warren & Marsicano (1998, 2000a)  |
| <i>Chomatobatrachus halei</i>   | Knocklofty Formation       | Induan–lower Olenekian               | Cosgriff (1974)  |
| <i>Deltasaurus kimberleyensis</i>                                       | Knocklofty Formation       | Induan–lower Olenekian               | Cosgriff (1974)  |
| <i>Derwentia warreni</i>  | Knocklofty Formation       | Induan–lower Olenekian               | Cosgriff (1974)  |
| <i>Rotaurisaurus contundo</i>   | Knocklofty Formation       | Induan–lower Olenekian               | Yates (1999)   |
| <i>Deltasaurus kimberleyensis</i>                                       | Cluan Formation            | Induan–Olenekian                     | Cosgriff (1974)  |
| <i>Lydekkerina huxleyi</i>  | Rewan Formation            | upper Induan–lower Olenekian         | Warren <i>et al.</i> (2006)  |
| <i>Deltasaurus kimberleyensis</i>                                       | Blina Shale                | upper Induan–lower Olenekian         | Cosgriff (1965)  |
| <i>Banksiops townrowi</i>   | Blina Shale                | upper Induan–lower Olenekian         | Warren & Marsicano (1998, 2000a)   |
| <i>Warrenisuchus aliciae</i>  | Blina Shale                | upper Induan–lower Olenekian         | Damiani (2000), Maganuco <i>et al.</i> (2009)  |
| <i>Batrachosuchus henwoodi</i>  | Blina Shale                | upper Induan–lower Olenekian         | Cosgriff (1969), Warren & Marsicano (1998)   |
| <i>Erythrotrachus noonkanbahensis</i>                                   | Blina Shale                | upper Induan–lower Olenekian         | Cosgriff & Garbutt (1972)  |
| Tetrapoda indet.  | Kockatea Shale             | lower Olenekian                      | Haig <i>et al.</i> (2015)  |
| <i>Deltasaurus pustulatus</i>   | Kockatea Shale             | lower Olenekian                      | Cosgriff (1965)  |
| <i>Watsonisuchus rewanensis</i>   | Arcadia Formation          | lower–mid–Olenekian                  | Warren (1980), Damiani (2001)  |
| <i>Watsonisuchus gunganj</i>  | Arcadia Formation          | lower–mid–Olenekian                  | Warren (1980)  |
| <i>Warrenisuchus aliciae</i>  | Arcadia Formation          | lower–mid–Olenekian                  | Warren & Hutchinson (1988), Warren & Schroeder (1995), Maganuco <i>et al.</i> (2009)                                 |
| <i>Tirratrhinus smissenii</i>   | Arcadia Formation          | lower–mid–Olenekian                  | Nield <i>et al.</i> (2006)   |
| Trematosauridae indet.  | Arcadia Formation          | lower–mid–Olenekian                  | Warren (1985b)   |
| <i>Capulomala arcadiaensis</i>  | Arcadia Formation          | lower–mid–Olenekian                  | Warren <i>et al.</i> (2009)  |
| <i>Plagiobatrachus australis</i>  | Arcadia Formation          | lower–mid–Olenekian                  | Warren (1985a)   |
| <i>Keratobrachyops australis</i>  | Arcadia Formation          | lower–mid–Olenekian                  | Warren (1981a), Damiani & Warren (1996)  |
| <i>Xenobrachyops allos</i>  | Arcadia Formation          | lower–mid–Olenekian                  | Howie (1972a), Warren (1981b), Warren & Hutchinson (1983), Warren & Marsicano (2000b)                                |
| <i>Arcadia myriadens</i>  | Arcadia Formation          | lower–mid–Olenekian                  | Warren & Black (1985)  |
| <i>Acerastea wadeae</i>   | Arcadia Formation          | lower–mid–Olenekian                  | Warren & Hutchinson (1987)   |
| <i>Rewana quadricuneata</i>   | Arcadia Formation          | lower–mid–Olenekian                  | Howie (1972b)  |
| <i>Lapillopsis nana</i>   | Arcadia Formation          | lower–mid–Olenekian                  | Warren & Hutchinson (1990a, 1990b), Yates (1999)   |
| <i>Nanolania anatopretia</i>  | Arcadia Formation          | lower–mid–Olenekian                  | Yates (2000)   |
| <i>Bulgosuchus gargantua</i>  | Bulgo Sandstone            | mid–Olenekian                        | Damiani (1999)   |
| cf. Mastodontosauridae indet.   | Bulgo Sandstone            | mid–Olenekian                        | Damiani (1999)   |
| Trematosauridae indet.  | Glenidal Formation         | Olenekian–lower Anisian              | Warren (1985b)   |
| Brachyopidae indet.   | Glenidal Formation         | Olenekian–lower Anisian              | Damiani & Warren (1996), Warren & Marsicano (2000b)  |
| <i>Watsonisuchus</i> sp. indet. (' <i>Parotosaurus</i> ' <i>wadei</i> ) | Terrigal Formation         | mid–Olenekian–lower Anisian          | Stephens (1888), Cosgriff (1972)   |
| <i>Platycepsion wilkinsoni</i>  | Terrigal Formation         | mid–Olenekian–lower Anisian          | Stephens (1887c), Witzmann & Schoch (2022)   |
| Chigutisauridae sp. nov.  | Terrigal Formation         | mid–Olenekian–lower Anisian          | Hart <i>et al.</i> (in press)  |
| Mastodontosauridae indet.   | Hawkesbury Sandstone       | lower Anisian                        | Stephens (1887a, 1887b)  |
| <i>Subcyclosaurus brookvalensis</i>                                     | Hawkesbury Sandstone       | lower Anisian                        | Watson (1958)  |
| <i>Paracyclocosaurus davidi</i>   | Rouse Hill Siltstone       | mid–Anisian                          | Watson (1958), Hart <i>et al.</i> (2022)   |

(continued)

**Table A2.** Chronostratigraphically arranged inventory of Australian parareptilian and basal neodiapsidan occurrences.

| Taxon                       | Rock unit         | Age range           | Reference                   |
|-----------------------------|-------------------|---------------------|-----------------------------|
| <i>Eomurrunna yurgensis</i> | Arcadia Formation | lower–mid-Olenekian | Hamley <i>et al.</i> (2021) |
| <i>Kudnu mackinlayi</i>     | Arcadia Formation | lower–mid-Olenekian | Bartholomai (1979)          |

**Table A3.** Chronostratigraphically arranged inventory of Australian ichthyosauromorphan occurrences.

| Taxon                               | Rock unit                                  | Age range                    | Reference  |
|-------------------------------------|--|------------------------------|--|
| ?Ichthyosauromorpha indet.          | Blina Shale                                | upper Induan–lower Olenekian | Kear (2004)  |
| Ophthalmosauria indet.              | Windalia Sandstone Member (Muderong Shale) | lower Aptian                 | McLoughlin <i>et al.</i> (1995); Kear (2003)   |
| Ophthalmosauria indet.              | Doncaster Member (Wallumbilla Formation)   | upper Aptian                 | Kear (2005b)   |
| Ophthalmosauria indet.              | Bulldog Shale                              | upper Aptian                 | Kear (2006c)   |
| Ophthalmosauria indet.              | Darwin Formation                           | upper Aptian                 | Murray (1985), Kear (2002a)  |
| Ophthalmosauria indet.              | Gearle Siltstone                           | middle Albian                | Kear <i>et al.</i> (2018)  |
| <i>Platypterygius australis</i>     | Toolebuc Formation                         | upper Albian                 | Longman (1935, 1943), Wade (1984, 1990),<br>Kear (2001a, 2005a), Zammit (2010),<br>Kear & Zammit (2014), Vakili <i>et al.</i> (2020) |
| <i>Platypterygius australis</i>     | Allaru Mudstone                            | upper Albian                 | Zammit (2010), Zammit <i>et al.</i> (2010)   |
| <i>cf. Platypterygius australis</i> | Mackunda Formation                         | upper Albian                 | Kear (2016)  |
| Ophthalmosauria indet.              | Alinga Formation                           | lower Cenomanian             | Choo (1999)  |
| Ophthalmosauria indet.              | upper Gearle Siltstone                     | Cenomanian                   | Kear (2016)  |
| Ophthalmosauria indet.              | Molecap Greensand                          | Cenomanian–Coniacian         | Kear (2016)  |

**Table A4.** Chronostratigraphically arranged inventory of Australian Mesozoic lepidosaurian occurrences.

| Taxon                | Rock unit                | Age range                     | Reference                                 |
|----------------------|--------------------------|-------------------------------|---|
| Lepidosauria indet.  | upper Strzelecki Group   | lower Aptian                  | Gill (1965); Poropat <i>et al.</i> (2018) |
| Varanoidea indet.    | 'upper' Winton Formation | Cenomanian–lowermost Turonian | Scanlon & Hocknull (2008), Kear (2016)    |
| Mosasauroidea indet. | Molecap Greensand        | Cenomanian–Coniacian          | Kear <i>et al.</i> (2005)                 |
| <i>Cidastes</i> sp.  | Molecap Greensand        | Cenomanian–Coniacian          | Lundelius & Warne (1960), Kear (2016)     |
| Mosasauroidea indet. | Korojon Calcarenite      | lower Maastrichtian           | Kear <i>et al.</i> (2005)                 |
| Mosasauroidea indet. | Miria Formation          | upper Maastrichtian           | Kear <i>et al.</i> (2005)                 |

**Table A5.** Chronostratigraphically arranged inventory of Australian sauropterygian occurrences.

| Taxon  | Rock unit  | Age range                             | Reference   |
|--|--|---------------------------------------|---|
| Plesiosauria indet.  | Razorback beds                                   | Sinemurian–lower Pliensbachian        | Bartholomai (1966b), Kear (2012)                                    |
| Plesiosauria indet.  | Westgrove Ironstone Member (Evergreen Formation) | lower Toarcian                        | Thulborn & Warren (1980), Kear (2012)                               |
| Plesiosauroidea indet.   | Colalura Sandstone                               | lower Bajocian                        | Long & Cruickshank (1998), Kear (2012)                              |
| Pliosauroida indet.  | Colalura Sandstone                               | lower Bajocian                        | Long & Cruickshank (1998), Kear (2012)                              |
| Plesiosauria indet.  | Newmarracarra Limestone                          | lower–middle Bajocian                 | Long & Cruickshank (1998), Kear (2012)                              |
| Plesiosauria indet.  | Barrow Group                                     | uppermost Tithonian–upper Valanginian | Long & Cruickshank (1998), Kear (2003)                              |
| Pliosauroida indet.  | upper Strzelecki Group                           | upper Barremian–lower Aptian          | Kear (2006b), Benson <i>et al.</i> (2013b)                          |
| Plesiosauria indet.  | Bungil Formation                                 | Aptian                                | Molnar (1991), Kear (2003)  |
| Elasmosauridae indet.  | Windalia Sandstone Member (Muderong Shale)       | lower Aptian                          | McLoughlin <i>et al.</i> (1995); Kear (2016)                        |
| <i>Leptocleidus clemai</i>   | Windalia Sandstone Member (Muderong Shale)       | lower Aptian                          | Cruickshank & Long (1997)   |
| Elasmosauridae indet.  | Bulldog Shale                                    | upper Aptian                          | Kear (2006c)  |
| <i>Opallionectes andamookaensis</i>  | Bulldog Shale                                    | upper Aptian                          | Kear (2006c)  |
| <i>Umoonasaurus demoscylus</i>   | Bulldog Shale                                    | upper Aptian                          | Kear <i>et al.</i> (2006), Kear (2007a), White <i>et al.</i> (2023) |
| Polycotylidae indet.   | Bulldog Shale                                    | upper Aptian                          | Kear (2006c)  |
| <i>cf. Kronosaurus</i> sp.   | Bulldog Shale                                    | upper Aptian                          | Kear (2006c)  |
| Elasmosauridae indet.  | Darwin Formation                                 | upper Aptian                          | Murray (1987), Kear (2002a)   |
| Leptocleidia indet.  | Darwin Formation                                 | upper Aptian                          | Kear (2016)   |
| Elasmosauridae indet.  | Windalia Radiolarite                             | upper Aptian                          | Kear (2016)   |
| Elasmosauridae <i>incertae sedis</i> (' <i>Cimoliosaurus</i> ' <i>maccoyi</i> )      | Doncaster Member (Wallumbilla Formation)         | upper Aptian                          | Kear (2005b)  |
| Elasmosauridae <i>incertae sedis</i> ( <i>Woolungasaurus glendowerensis</i> )        | Doncaster Member (Wallumbilla Formation)         | upper Aptian                          | Sachs (2004), Kear (2007b)  |
| Elasmosauridae indet.  | Doncaster Member (Wallumbilla Formation)         | upper Aptian                          | McHenry <i>et al.</i> (2005)  |
| Polycotylidae <i>incertae sedis</i> (' <i>Cimoliosaurus</i> ' <i>leucoscopolus</i> ) | Doncaster Member (Wallumbilla Formation)         | upper Aptian                          | Kear (2005b)  |
| <i>Eiectus longmani</i>  | Doncaster Member (Wallumbilla Formation)         | upper Aptian                          | White (1935), Romer & Lewis (1959), Noè & Gómez-Pérez (2022)        |

(continued)



**Table A5.** Continued.

| Taxon  | Rock unit  | Age range                | Reference                                  |
|--|--|--------------------------|--|
| <i>cf. Kronosaurus</i> sp.   | Doncaster Member (Wallumbilla Formation)                 | upper Aptian             | Kear (2005b)                               |
| Elasmosauridae indet.  | Toolebuc Formation                                       | upper Albian             | Kear (2001b), Vakil <i>et al.</i> (2021)   |
| <i>Eromangasaurus australis</i>  | Toolebuc Formation                                       | upper Albian             | Kear (2007b)                               |
| Polycotylidae nov.   | Toolebuc Formation                                       | upper Albian             | Kear & Hamilton-Bruce (2011), Kear (2016)  |
| <i>Kronosaurus queenslandicus</i>  | Toolebuc Formation                                       | upper Albian             | Longman (1924, 1930, 1935), McHenry (2009) |
| Elasmosauridae indet.  | Oodnadatta Formation                                     | upper Albian             | Kear (2006c)                               |
| Elasmosauridae indet.  | Allaru Mudstone  | upper Albian             | McHenry <i>et al.</i> (2005)               |
| <i>Eromangasaurus australis</i>  | Allaru Mudstone  | upper Albian             | Kear (2016)                                |
| Elasmosauridae <i>incertae sedis</i><br>( <i>'Plesiosaurus' macrospondylus</i> ) | ?Allaru Mudstone   | upper Albian             | Kear (2003)                                |
| Elasmosauridae <i>incertae sedis</i><br>( <i>'Plesiosaurus' sutherlandi</i> )    | ?Allaru Mudstone   | upper Albian             | Kear (2003)                                |
| Polycotylidae nov.   | Allaru Mudstone  | upper Albian             | Mobbs (1990), Kear (2016)                  |
| <i>Kronosaurus queenslandicus</i>  | Allaru Mudstone  | upper Albian             | Holland (2018)                             |
| Polycotylidae indet.   | Mackunda Formation                                       | upper Albian             | Kear (2016)                                |
| Elasmosauridae indet.  | Gearle Siltstone   | middle Albian–Cenomanian | Kear (2016)                                |
| Leptocleidia indet.  | Wallangulla Sandstone Member<br>(Griman Creek Formation) | lower–middle Cenomanian  | Kear (2006b), Bell <i>et al.</i> (2019b)   |
| Elasmosauridae indet.  | Wallangulla Sandstone Member<br>(Griman Creek Formation) | lower–middle Cenomanian  | Bell <i>et al.</i> (2019b)                 |
| Polycotylidae indet.   | upper Gearle Siltstone                                   | middle Cenomanian        | Kear (2016)                                |
| Elasmosauridae indet.  | Molecap Greensand  | Cenomanian–Coniacian     | Kear (2003)                                |

**Table A6.** Chronostratigraphically arranged inventory of Australian Mesozoic testudinatan occurrences.

| Taxon  | Rock unit  | Age range                                  | Reference  |
|--|--|--|--|
| Testudinata nov.   | upper Strzelecki Group                                   | upper Barremian–lower Aptian               | Poropat <i>et al.</i> (2018)   |
| Testudinata indet.<br>( <i>Chelycarapookus arctuatus</i> ) | Eumeralla Formation                                      | lower Albian                               | Joyce (2017), Poropat <i>et al.</i> (2018)                                   |
| <i>Otwayemysunicularius</i>                                | Eumeralla Formation                                      | lower Albian                               | Gaffney <i>et al.</i> (1998), Sterli (2015),<br>Poropat <i>et al.</i> (2018) |
| <i>Notochelone costata</i>                                 | Toolebuc Formation                                       | upper Albian                               | Kear (2003)  |
| <i>Bouliachelys suteri</i>                                 | Toolebuc Formation                                       | upper Albian                               | Kear & Lee (2006)  |
| <i>Cratochelone byrnei</i>                                 | Toolebuc Formation                                       | upper Albian                               | Kear (2006d)   |
| <i>cf. Notochelone</i> sp.                                 | Allaru Mudstone  | upper Albian                               | Kear (2003)  |
| Protostegidae indet.                                       | Mackunda Formation                                       | upper Albian                               | Kear (2016)  |
| Testudinata nov.   | Wallangulla Sandstone Member<br>(Griman Creek Formation) | lower–middle Cenomanian                    | Smith (2009), Bell <i>et al.</i> (2019b)                                     |
| <i>Spoochelys ormondea</i>                                 | Wallangulla Sandstone Member<br>(Griman Creek Formation) | lower–middle Cenomanian                    | Smith & Kear (2013)  |
| Chelidae indet.  | Wallangulla Sandstone Member<br>(Griman Creek Formation) | lower–middle Cenomanian                    | Smith (2010), Bell <i>et al.</i> (2019b)                                     |
| Protostegidae indet.                                       | upper Gearle Siltstone                                   | middle Cenomanian                          | Kear (2016)  |
| ?Cheloniodea indet.  | 'upper' Winton Formation                                 | Cenomanian–lowermost Turonian              | Kear (2016)  |
| Chelidae indet.  | 'upper' Winton Formation                                 | Cenomanian–lowermost Turonian              | Hocknull <i>et al.</i> (2009)  |
| Protostegidae indet.                                       | Haycock Marl   | uppermost Cenomanian–lowermost<br>Turonian | Kear <i>et al.</i> (2018)  |
| Cheloniodea indet.   | Miria Formation  | upper Maastrichtian                        | Kear & Siverson (2010)   |

**Table A7.** Chronostratigraphically arranged inventory of Australian Mesozoic non-archosaurian archosauromorph occurrences.

| Taxon                            | Rock unit            | Age range              | Reference   |
|----------------------------------|----------------------|------------------------|---|
| <i>Tasmaniosaurus triassicus</i> | Knocklofty Formation | Induan–lower Olenekian | Camp & Banks (1978), Thulborn (1986a), Ezcurra (2014) |
| <i>Kadimakara australiensis</i>  | Arcadia Formation    | lower–mid-Olenekian    | Bartholomai (1979)                                    |
| <i>Kalisuchus rewanensis</i>     | Arcadia Formation    | lower–mid-Olenekian    | Thulborn (1979)                                       |
| Erythrosuchidae indet.           | Bulgo Sandstone      | mid-Olenekian          | Kear (2009), Ezcurra (2016)                           |

**Table A8.** Chronostratigraphically arranged inventory of Australian Mesozoic crocodylomorph occurrences.

| Taxon                              | Rock unit  | Age range                        | Reference  |
|------------------------------------|--|----------------------------------|--|
| Crocodyliformes indet.             | Eumeralla Formation                                      | lower Albian                     | Poropat <i>et al.</i> (2018)   |
| <i>Isisfordia duncani</i>          | 'lower' Winton Formation                                 | upper Albian–lower Cenomanian    | Salisbury <i>et al.</i> (2006), Syme & Salisbury (2018)                    |
| <i>Isisfordia molnari</i>          | Wallangulla Sandstone Member<br>(Griman Creek Formation) | lower–middle Cenomanian          | Hart <i>et al.</i> (2019, 2020)  |
| <i>Isisfordia selaslophensis</i>   | Wallangulla Sandstone Member<br>(Griman Creek Formation) | lower–middle Cenomanian          | Molnar (1980c), Molnar & Willis (2001),<br>Hart <i>et al.</i> (2019, 2021) |
| <i>Confractosuchus sauroktonos</i> | 'upper' Winton Formation                                 | Cenomanian–lowermost<br>Turonian | White <i>et al.</i> (2022)   |

**Table A9.** Chronostratigraphically arranged inventory of Australian Mesozoic pterosaur occurrences.

| Taxon                      | Rock unit   | Age range               | Reference  |
|----------------------------|---|-------------------------|--|
| Pterosauria indet.         | Eumeralla Formation                                   | lower Albian            | Poropat <i>et al.</i> (2018), Pentland <i>et al.</i> (2023),   |
| <i>Aussiedraco molnari</i> | Toolebuc Formation                                    | upper Albian            | Kellner <i>et al.</i> (2011)   |
| Pterodactyloidea indet.    | Toolebuc Formation                                    | upper Albian            | Pentland & Poropat (2023)  |
| Ornithocheiridae indet.    | Toolebuc Formation                                    | upper Albian            | Molnar & Thulborn (1980), Molnar (1987), Fletcher & Salisbury (2010), Kellner <i>et al.</i> (2010), Pentland <i>et al.</i> (2022a, 2022b), Pentland & Poropat (2023) |
| <i>Mythunga camara</i>     | Toolebuc Formation                                    | upper Albian            | Molnar & Thulborn (2007), Pentland & Poropat (2019)  |
| <i>Thapunngaka shawi</i>   | Toolebuc Formation                                    | upper Albian            | Richards <i>et al.</i> (2021)  |
| Ctenochasmatoidea indet.   | Mackunda Formation                                    | upper Albian            | Fletcher & Salisbury (2010)  |
| Ornithocheiridae indet.    | Wallangulla Sandstone Member (Griman Creek Formation) | lower–middle Cenomanian | Brougham <i>et al.</i> (2017), Pentland & Poropat (2023)   |
| Anhangueria indet.         | 'upper' Winton Formation                              | Cenomanian              | Pentland <i>et al.</i> (2022a)   |
| <i>Ferrodraco lentoni</i>  | 'upper' Winton Formation                              | Cenomanian              | Pentland <i>et al.</i> (2019, 2022b)   |
| Ornithocheiridae indet.    | Molecap Greensand                                     | Cenomanian–Coniacian    | Kear <i>et al.</i> (2010)  |
| Azhdarchidae indet.        | Miria Formation                                       | upper Maastrichtian     | Bennett & Long (1991)  |

**Table A10.** Chronostratigraphically arranged inventory of Australian Mesozoic dinosaur occurrences (including Avialae).

| Taxon   | Rock unit                                | Age range                    | Reference  |
|---|--|------------------------------|--|
| <i>Ozraptor subotaii</i>  | Colalura Sandstone                       | lower Bajocian               | Long & Molnar (1998)   |
| Sauropoda indet.  | Colalura Sandstone                       | lower Bajocian               | Long (1992b)   |
| <i>Rhoetosaurus brownei</i>   | Walloon Coal Measures                    | Oxfordian                    | Longman (1926, 1927b, 1927a), Thulborn (1985), Nair & Salisbury (2012)   |
| Theropoda indet.  | upper Strzelecki Group                   | upper Barremian–lower Aptian | Smith Woodward (1906), Benson <i>et al.</i> (2012)   |
| Noasauridae indet.  | upper Strzelecki Group                   | upper Barremian–lower Aptian | Fitzgerald <i>et al.</i> (2012), Brougham <i>et al.</i> (2020)   |
| Tetanurae indet.  | upper Strzelecki Group                   | upper Barremian–lower Aptian | Benson <i>et al.</i> (2012), Novas <i>et al.</i> (2013)  |
| Avetheropoda indet.   | upper Strzelecki Group                   | upper Barremian–lower Aptian | Benson <i>et al.</i> (2012)  |
| Megaraptora indet.  | upper Strzelecki Group                   | upper Barremian–lower Aptian | Molnar <i>et al.</i> (1981, 1985), Welles (1983), Agnolin <i>et al.</i> (2010), Benson <i>et al.</i> (2012), Novas <i>et al.</i> (2013)                  |
| Maniraptora indet.  | upper Strzelecki Group                   | upper Barremian–lower Aptian | Benson <i>et al.</i> (2012)  |
| Paraves indet.  | upper Strzelecki Group                   | upper Barremian–lower Aptian | Kundrát <i>et al.</i> (2020)   |
| Avialae indet.  | upper Strzelecki Group                   | upper Barremian–lower Aptian | Talent <i>et al.</i> (1966), Waldman (1970), Kundrát <i>et al.</i> (2020)  |
| Enantiornithes indet.   | upper Strzelecki Group                   | upper Barremian–lower Aptian | Close <i>et al.</i> (2009)   |
| Ankylosauria indet.   | upper Strzelecki Group                   | upper Barremian–lower Aptian | Barrett <i>et al.</i> (2010b)  |
| Ornithopoda indet.  | upper Strzelecki Group                   | upper Barremian–lower Aptian | Woodward <i>et al.</i> (2011, 2018), Kitchener <i>et al.</i> (2019)  |
| <i>Qantassaurus intrepidus</i>  | upper Strzelecki Group                   | upper Barremian–lower Aptian | Rich & Vickers-Rich (1999), Herne <i>et al.</i> (2019)   |
| <i>Galleonosaurus dorisae</i>   | upper Strzelecki Group                   | upper Barremian–lower Aptian | Herne <i>et al.</i> (2019)   |
| cf. <i>Atlascopcosaurus loadsi</i>  | upper Strzelecki Group                   | upper Barremian–lower Aptian | Herne <i>et al.</i> (2019)   |
| <i>Ornithischia incertae sedis</i> ( <i>Serendipaceratops arthurclarkei</i> ) | upper Strzelecki Group                   | upper Barremian–lower Aptian | Rich & Vickers-Rich (1994, 2003b), Agnolin <i>et al.</i> (2010), Rich <i>et al.</i> (2014)   |
| <i>Minmi paravertebra</i>   | Bungil Formation                         | Aptian                       | Molnar (1980b), Molnar & Frey (1987)   |
| Dinosauria indet.   | Bulldog Shale                            | upper Aptian                 | Long (1998), Barrett <i>et al.</i> (2010a)   |
| <i>Kakuru kujani</i>  | Bulldog Shale                            | upper Aptian                 | Molnar & Pledge (1980), Barrett <i>et al.</i> (2010a)  |
| ?Theropoda indet.   | Doncaster Member (Wallumbilla Formation) | upper Aptian                 | Bell <i>et al.</i> (2019b)   |
| Theropoda indet.  | Eumeralla Formation                      | lower Albian                 | Benson <i>et al.</i> (2012)  |
| Elaphrosaurinae indet.  | Eumeralla Formation                      | lower Albian                 | Poropat <i>et al.</i> (2020a)  |
| Tetanurae indet.  | Eumeralla Formation                      | lower Albian                 | Benson <i>et al.</i> (2012), Poropat <i>et al.</i> (2019)  |
| Megaraptoridae indet.   | Eumeralla Formation                      | lower Albian                 | Smith <i>et al.</i> (2008), Barrett <i>et al.</i> (2011), Benson <i>et al.</i> (2012), Poropat <i>et al.</i> (2019)                                      |
| Coelurosauria indet.  | Eumeralla Formation                      | lower Albian                 | Benson <i>et al.</i> (2012)  |
| Tyrannosauoidea indet.  | Eumeralla Formation                      | lower Albian                 | Benson <i>et al.</i> (2010b), Benson <i>et al.</i> (2010c), Herne <i>et al.</i> (2010)   |
| <i>Timimus hermani</i>  | Eumeralla Formation                      | lower Albian                 | Rich & Vickers-Rich (1994), Agnolin <i>et al.</i> (2010), Delcourt & Grillo (2018)   |
| Maniraptora indet.  | Eumeralla Formation                      | lower Albian                 | Currie <i>et al.</i> (1996), Benson <i>et al.</i> (2012)   |
| Unenlagiinae indet.   | Eumeralla Formation                      | lower Albian                 | Benson <i>et al.</i> (2012)  |
| Ankylosauria indet.   | Eumeralla Formation                      | lower Albian                 | Barrett <i>et al.</i> (2010b)  |
| Ornithopoda indet.  | Eumeralla Formation                      | lower Albian                 | Gross <i>et al.</i> (1993), Woodward <i>et al.</i> (2011, 2018), Kitchener <i>et al.</i> (2019)  |
| <i>Leaellynasaura amicagraphica</i>   | Eumeralla Formation                      | lower Albian                 | Rich & Rich (1988), Rich & Rich (1989), Rich <i>et al.</i> (2010), Herne <i>et al.</i> (2016), Poropat <i>et al.</i> (2018), Duncan <i>et al.</i> (2021) |
| <i>Atlascopcosaurus loadsi</i>  | Eumeralla Formation                      | lower Albian                 | Rich & Rich (1989), Agnolin <i>et al.</i> (2010), Duncan <i>et al.</i> (2021)  |
| <i>Diluvicursor pickeringi</i>  | Eumeralla Formation                      | lower Albian                 | Herne <i>et al.</i> (2018)   |

(continued)

Table A10. Continued.

| Taxon  | Rock unit   | Age range                     | Reference   |
|--|---|-------------------------------|---|
| <i>cf. Qantassaurus intrepidus</i>                                       | Eumeralla Formation   | lower Albian                  | Herne <i>et al.</i> (2019)  |
| <i>cf. Galleonosaurus dorisae</i>  | Eumeralla Formation   | lower Albian                  | Duncan <i>et al.</i> (2021)   |
| <i>Nanantius eos</i>   | Toolebuc Formation  | upper Albian                  | Molnar (1986), Kurochkin & Molnar (1997), Kear <i>et al.</i> (2003)   |
| <i>Nanantius</i> sp.   | Toolebuc Formation  | upper Albian                  | Kurochkin & Molnar (1997)   |
| Titanosauriformes indet.   | Toolebuc Formation  | upper Albian                  | Molnar (2001b), Molnar & Salisbury (2005), Poropat <i>et al.</i> (2017)   |
| Ankylosauria indet.  | Toolebuc Formation  | upper Albian                  | Molnar (1996b), Frauenfelder <i>et al.</i> (2022)   |
| Ornithopoda indet.   | Toolebuc Formation  | upper Albian                  | Molnar (1984)   |
| <i>Austrosaurus mckillopi</i>  | Allaru Mudstone   | upper Albian                  | Longman (1933), Molnar (2011b), Poropat <i>et al.</i> (2017)  |
| Ankylosauria indet.  | Allaru Mudstone   | upper Albian                  | Molnar (1996b), Leahey <i>et al.</i> (2015)   |
| <i>Kunbarrasaurus ieversi</i>  | Allaru Mudstone   | upper Albian                  | Molnar (1996b, 2001a), Molnar & Clifford (2000, 2001), Leahey <i>et al.</i> (2015)  |
| Ornithopoda indet.   | Allaru Mudstone   | upper Albian                  | Molnar (1996a)  |
| <i>Muttaborrasaurus</i> sp.  | Allaru Mudstone   | upper Albian                  | Molnar (1995, 1996a)  |
| <i>Muttaborrasaurus langdoni</i>   | Mackunda Formation  | upper Albian                  | Bartholomai & Molnar (1981), Molnar (1996a)   |
| Theropoda <i>incertae sedis</i><br>( <i>Walgettosuchus woodwardi</i> )   | Wallangulla Sandstone<br>Member (Griman Creek<br>Formation) | lower–middle Cenomanian       | Huene (1932)  |
| Noosauridae indet.   | Wallangulla Sandstone<br>Member (Griman Creek<br>Formation) | lower–middle Cenomanian       | Brougham <i>et al.</i> (2020)   |
| Avetheropoda indet.  | Wallangulla Sandstone<br>Member (Griman Creek<br>Formation) | lower–middle Cenomanian       | Brougham <i>et al.</i> (2019)   |
| Megaraptora indet.   | Wallangulla Sandstone<br>Member (Griman Creek<br>Formation) | lower–middle Cenomanian       | Brougham <i>et al.</i> (2019)   |
| Megaraptoridae indet.  | Wallangulla Sandstone<br>Member (Griman Creek<br>Formation) | lower–middle Cenomanian       | Bell <i>et al.</i> (2016), Kotevski & Poropat (2022)  |
| <i>Raptor ornitholestoides</i>   | Wallangulla Sandstone<br>Member (Griman Creek<br>Formation) | lower–middle Cenomanian       | Huene (1932), White <i>et al.</i> (2013a)   |
| Avialae indet.   | Wallangulla Sandstone<br>Member (Griman Creek<br>Formation) | lower–middle Cenomanian       | Molnar (1999), Bell <i>et al.</i> (2019b)   |
| Titanosauriformes indet.   | Wallangulla Sandstone<br>Member (Griman Creek<br>Formation) | lower–middle Cenomanian       | Molnar & Salisbury (2005), Molnar (2011a), Frauenfelder <i>et al.</i> (2021)  |
| Titanosauria indet.  | Wallangulla Sandstone<br>Member (Griman Creek<br>Formation) | lower–middle Cenomanian       | Frauenfelder <i>et al.</i> (2021)   |
| Ankylosauria indet.  | Wallangulla Sandstone<br>Member (Griman Creek<br>Formation) | lower–middle Cenomanian       | Bell <i>et al.</i> (2018a)  |
| Ornithopoda indet.   | Wallangulla Sandstone<br>Member (Griman Creek<br>Formation) | lower–middle Cenomanian       | Molnar & Galton (1986), Bell <i>et al.</i> (2018b), Kitchener <i>et al.</i> (2019)  |
| Ornithopoda <i>incertae sedis</i><br>( <i>Fulgurotherium australae</i> ) | Wallangulla Sandstone<br>Member (Griman Creek<br>Formation) | lower–middle Cenomanian       | Huene (1932), Molnar (1980a), Agnolin <i>et al.</i> (2010)  |
| <i>Weewarrasaurus pobeni</i>   | Wallangulla Sandstone<br>Member (Griman Creek<br>Formation) | lower–middle Cenomanian       | Bell <i>et al.</i> (2018b)  |
| Iguanodontia indet.  | Wallangulla Sandstone<br>Member (Griman Creek<br>Formation) | lower–middle Cenomanian       | Bell <i>et al.</i> (2018b)  |
| <i>Fostoria dhimbangunmal</i>  | Wallangulla Sandstone<br>Member (Griman Creek<br>Formation) | lower–middle Cenomanian       | Bell <i>et al.</i> (2019a)  |
| Ankylopollexia indet.  | Wallangulla Sandstone<br>Member (Griman Creek<br>Formation) | lower–middle Cenomanian       | Bell <i>et al.</i> (2018b)  |
| Megaraptoridae indet.  | ‘upper’ Winton Formation                                    | Cenomanian–lowermost Turonian | White <i>et al.</i> (2020)  |
| <i>Australovenator wintonensis</i>                                       | ‘upper’ Winton Formation                                    | Cenomanian–lowermost Turonian | Hocknull <i>et al.</i> (2009), White <i>et al.</i> (2012, 2013a, 2013b, 2015a, 2015b, 2016)                                 |
| Titanosauriformes indet.   | ‘upper’ Winton Formation                                    | Cenomanian–lowermost Turonian | Coombs & Molnar (1981), Molnar (2001b, 2010, 2011b), Molnar & Salisbury (2005)  |
| <i>Wintonotitan watsi</i>  | ‘upper’ Winton Formation                                    | Cenomanian–lowermost Turonian | Coombs & Molnar (1981), Hocknull <i>et al.</i> (2009), Poropat <i>et al.</i> (2015a)  |
| <i>Diamantinasaurus matildae</i>   | ‘upper’ Winton Formation                                    | Cenomanian–lowermost Turonian | Hocknull <i>et al.</i> (2009), Poropat <i>et al.</i> (2015b), Poropat <i>et al.</i> (2016), Klinkhamer <i>et al.</i> (2018, |

(continued)

Table A10. Continued.

| Taxon                            | Rock unit                | Age range                     | Reference  |
|----------------------------------|--------------------------|-------------------------------|--|
|                                  |                          |                               | 2019), Rigby <i>et al.</i> (2022), Poropat <i>et al.</i> (2021a), Poropat <i>et al.</i> (2022), Poropat <i>et al.</i> , (2023) |
| <i>Savannasaurus elliottorum</i> | 'upper' Winton Formation | Cenomanian–lowermost Turonian | Poropat <i>et al.</i> (2016, 2020b)  |
| <i>Australotitan cooperensis</i> | 'upper' Winton Formation | Cenomanian–lowermost Turonian | Hocknull <i>et al.</i> (2021)  |
| Ankylosauria indet.              | 'upper' Winton Formation | Cenomanian–lowermost Turonian | Leahey & Salisbury (2013)  |
| Ornithopoda indet.               | 'upper' Winton Formation | Cenomanian–lowermost Turonian | Hocknull & Cook (2008), Herne <i>et al.</i> (2019)   |
| Theropoda indet.                 | Molecap Greensand        | Cenomanian–Coniacian          | Long (1995)  |

Table A11. Chronostratigraphically arranged inventory of Australian Mesozoic synapsid occurrences (including Mammalia).

| Taxon                               | Rock unit   | Age range                            | Reference  |
|-------------------------------------|---|--------------------------------------|--|
| Dicynodontoidea indet.              | upper Parmeener Supergroup                            | uppermost Permian/lowermost Triassic | Rozefelds <i>et al.</i> (2011)                           |
| Dicynodontia indet.                 | Arcadia Formation                                     | lower–mid-Olenekian                  | Thulborn (1983a, 1983b, 1990), King (1983)               |
| Therapsida indet.                   | Arcadia Formation                                     | lower–mid-Olenekian                  | Thulborn (1990)  |
| Cynodontia indet.                   | Arcadia Formation                                     | lower–mid-Olenekian                  | Thulborn (1990)  |
| <i>Ausktribosphenos nyktos</i>      | upper Strzelecki Group                                | upper Barremian–lower Aptian         | Rich <i>et al.</i> (1997, 1998, 1999, 2022b)             |
| <i>Bishops whitmorei</i>            | upper Strzelecki Group                                | upper Barremian–lower Aptian         | Rich <i>et al.</i> (2001b, 2009a, 2016)                  |
| <i>Kryoparvus gerriti</i>           | upper Strzelecki Group                                | upper Barremian–lower Aptian         | Rich <i>et al.</i> (2020c)                               |
| <i>Teinolophos trusleri</i>         | upper Strzelecki Group                                | upper Barremian–lower Aptian         | Rich <i>et al.</i> (1999, 2016)                          |
| <i>Corriebaatar marywaltersae</i>   | upper Strzelecki Group                                | upper Barremian–lower Aptian         | Rich <i>et al.</i> (2009b, 2022)                         |
| <i>Sundrius ziegleri</i>            | Eumeralla Formation                                   | lower Albian                         | Rich <i>et al.</i> (2020b)                               |
| <i>Bishops sp. cf. B. whitmorei</i> | Eumeralla Formation                                   | lower Albian                         | Rich <i>et al.</i> (2009a)                               |
| <i>Kryoryctes cadburyi</i>          | Eumeralla Formation                                   | lower Albian                         | Pridmore <i>et al.</i> (2005)                            |
| Mammalia indet.                     | Toolebuc Formation                                    | upper Albian                         | Godthelp (2006)  |
| <i>Kollikodon ritchiei</i>          | Wallangulla Sandstone Member (Griman Creek Formation) | lower–mid-Cenomanian                 | Flannery <i>et al.</i> (1995), Pian <i>et al.</i> (2016) |
| <i>Steropodon galmani</i>           | Wallangulla Sandstone Member (Griman Creek Formation) | lower–mid-Cenomanian                 | Archer <i>et al.</i> (1985)                              |
| <i>Stirtodon elizabethae</i>        | Wallangulla Sandstone Member (Griman Creek Formation) | lower–mid-Cenomanian                 | Clemens <i>et al.</i> (2003), Rich <i>et al.</i> (2020a) |

Table A12. Chronostratigraphically arranged inventory of Australian end-Permian and Mesozoic tetrapod ichnofossil occurrences.

| Taxon  | Rock unit   | Chronostratigraphic Range      | Reference  |
|--|---|--------------------------------|--|
| Sauropsida isp. indet.   | Frazer Beach Member (Moon Island Beach Formation) | uppermost Changhsingian        | Warren (1997)  |
| <i>Dicynodontipus bellambiensis</i>  | Frazer Beach Member (Moon Island Beach Formation) | uppermost Changhsingian        | Retallack (1996)   |
| <i>Reniformichnus australis</i>  | Frazer Beach Member (Moon Island Beach Formation) | uppermost Changhsingian        | McLoughlin <i>et al.</i> (2020)  |
| Tetrapoda isp. indet.  | Tuggerah Formation                                | Lower Triassic                 | Bamberry & Herbert (1996)  |
| Tetrapoda isp. indet.  | Patonga Claystone                                 | Lower Triassic                 | Bamberry & Herbert (1996)  |
| Tetrapoda isp. indet.  | Terrigal Formation                                | mid-Olenekian–lower Anisian    | Bamberry & Herbert (1996)  |
| Temnospondyli isp. indet.  | Rouse Hill Siltstone Member (Ashfield Shale)      | Anisian                        | Pepperell & Grigg (1974)   |
| Temnospondyli isp. indet.  | Hawkesbury Sandstone                              | Anisian                        | Fletcher (1948), Sherwin (1969a, 1969b), Farman & Bell (2020)          |
| <i>Plectropterna</i> isp.  | Blackstone Formation                              | Norian                         | Molnar (1982, 1991), Thulborn (2000, 2003)                             |
| <i>Evazoum</i> isp. indet. (= cf. <i>Eubrontes</i> )                                   | Blackstone Formation                              | Norian                         | Staines & Woods (1964), Romilio <i>et al.</i> (2021b)                  |
| cf. <i>Grallator</i>   | Blackstone Formation                              | Norian                         | Thulborn (1986b), Thulborn (2000, 2003), Romilio <i>et al.</i> (2021b) |
| Temnospondyli isp. indet.  | Tingalpa Formation                                | Norian                         | Colliver (1956), Thulborn (1986b)                                      |
| Dinosauria isp. indet.   | Tingalpa Formation                                | Norian                         | Colliver (1956), Thulborn (1986b)                                      |
| ? <i>Steropoides</i> isp.  | Precipice Sandstone                               | Hettangian–Sinemurian          | Grant-Mackie <i>et al.</i> (2000)                                      |
| <i>Anomoepus</i> cf. <i>A. scambus</i> (= <i>Anomoepus</i> cf. <i>A. gracillimus</i> ) | Precipice Sandstone                               | Hettangian–Sinemurian          | Thulborn (1994), Romilio (2021a)                                       |
| cf. <i>Eubrontes</i>   | Razorback Beds                                    | Sinemurian–lower Pliensbachian | Cook <i>et al.</i> (2010)  |
| <i>Skartopus</i> isp.  | Razorback Beds                                    | Sinemurian–lower Pliensbachian | Cook <i>et al.</i> (2010)  |
| <i>Grallator</i> isp.  | Razorback Beds                                    | Sinemurian–lower Pliensbachian | Cook <i>et al.</i> (2010), Romilio <i>et al.</i> (2021c)               |

(continued)

Table A12. Continued.

| Taxon   | Rock unit                                 | Chronostratigraphic Range                              | Reference   |
|---|---|--|---|
| <i>Anomoepus</i> isp.   | Razorback Beds                            | Sinemurian–lower Pliensbachian                         | Cook <i>et al.</i> (2010), Romilio <i>et al.</i> (2021c), Romilio (2021b)   |
| Theropoda isp. indet.   | Razorback Beds                            | Sinemurian–lower Pliensbachian                         | Cook <i>et al.</i> (2010)   |
| Ornithopoda isp. indet.   | Razorback Beds                            | Sinemurian–lower Pliensbachian                         | Cook <i>et al.</i> (2010)   |
| Tetrapoda isp. indet.<br>cf. <i>Kayentapus</i> (= cf. <i>Wintonopus</i> )                 | Marburg Subgroup<br>Walloon Coal Measures | upper Pliensbachian<br>lower Callovian–lower Tithonian | McLoughlin <i>et al.</i> (2014)<br>Anonymous (1952b), Bartholomai (1966a), Turner <i>et al.</i> (2009), Romilio <i>et al.</i> (2021a) |
| <i>Kayentapus</i> isp. indet. (= <i>Changpeipus bartholomaii</i> ; cf. <i>Eubrontes</i> ) | Walloon Coal Measures                     | lower Callovian–lower Tithonian                        | Haubold (1971), Thulborn (1997), Turner <i>et al.</i> (2009), Romilio <i>et al.</i> (2021a)   |
| cf. <i>Anchisauripus</i> (= cf. <i>Anomoepus</i> )  | Walloon Coal Measures                     | lower Callovian–lower Tithonian                        | Thulborn (1997), Romilio <i>et al.</i> (2021a)  |
| Theropoda isp. indet.   | Walloon Coal Measures                     | lower Callovian–lower Tithonian                        | Romilio <i>et al.</i> (2021a)   |
| cf. <i>Garbina</i>  | Walloon Coal Measures                     | lower Callovian–lower Tithonian                        | Anonymous (1952a), Hill <i>et al.</i> (1966), Romilio <i>et al.</i> (2021a)   |
| <i>Oobardjidama foulkesi</i>  | Broome Sandstone                          | upper Valanginian–lower Barremian                      | Salisbury <i>et al.</i> (2017)  |
| Broome sauropod morphotype A  | Broome Sandstone                          | upper Valanginian–lower Barremian                      | Salisbury <i>et al.</i> (2017)  |
| Broome sauropod morphotype B  | Broome Sandstone                          | upper Valanginian–lower Barremian                      | Salisbury <i>et al.</i> (2017)  |
| Broome sauropod morphotype C  | Broome Sandstone                          | upper Valanginian–lower Barremian                      | Salisbury <i>et al.</i> (2017)  |
| Broome sauropod morphotype D  | Broome Sandstone                          | upper Valanginian–lower Barremian                      | Salisbury <i>et al.</i> (2017)  |
| Broome sauropod morphotype E  | Broome Sandstone                          | upper Valanginian–lower Barremian                      | Salisbury <i>et al.</i> (2017)  |
| <i>Megalosauropus broomensis</i>  | Broome Sandstone                          | upper Valanginian–lower Barremian                      | Colbert & Merrilees (1967), Salisbury <i>et al.</i> (2017)  |
| <i>Yangtzepeus clarkei</i>  | Broome Sandstone                          | upper Valanginian–lower Barremian                      | Salisbury <i>et al.</i> (2017)  |
| Broome theropod morphotype A  | Broome Sandstone                          | upper Valanginian–lower Barremian                      | Salisbury <i>et al.</i> (2017)  |
| Broome theropod morphotype B  | Broome Sandstone                          | upper Valanginian–lower Barremian                      | Salisbury <i>et al.</i> (2017)  |
| Broome theropod morphotype C  | Broome Sandstone                          | upper Valanginian–lower Barremian                      | Salisbury <i>et al.</i> (2017)  |
| <i>Garbina roeorum</i>  | Broome Sandstone                          | upper Valanginian–lower Barremian                      | Salisbury <i>et al.</i> (2017)  |
| cf. <i>Garbina</i>  | Broome Sandstone                          | upper Valanginian–lower Barremian                      | Salisbury <i>et al.</i> (2017)  |
| <i>Luluichnus muckei</i>  | Broome Sandstone                          | upper Valanginian–lower Barremian                      | Salisbury <i>et al.</i> (2017)  |
| cf. <i>Luluichnus</i>   | Broome Sandstone                          | upper Valanginian–lower Barremian                      | Salisbury <i>et al.</i> (2017)  |
| Broome thyreophoran morphotype A  | Broome Sandstone                          | upper Valanginian–lower Barremian                      | Salisbury <i>et al.</i> (2017)  |
| Broome thyreophoran morphotype B  | Broome Sandstone                          | upper Valanginian–lower Barremian                      | Salisbury <i>et al.</i> (2017)  |
| <i>Wintonopus latomorum</i>   | Broome Sandstone                          | upper Valanginian–lower Barremian                      | Salisbury <i>et al.</i> (2017)  |
| <i>Wintonopus middletonae</i>   | Broome Sandstone                          | upper Valanginian–lower Barremian                      | Salisbury <i>et al.</i> (2017)  |
| <i>Walmadanyichnus hunteri</i>  | Broome Sandstone                          | upper Valanginian–lower Barremian                      | Salisbury <i>et al.</i> (2017)  |
| <i>Amblydactylus</i> cf. <i>A. kortmeyeri</i>   | Broome Sandstone                          | upper Valanginian–lower Barremian                      | Salisbury <i>et al.</i> (2017)  |
| Dinosauria isp. indet. (= burrow trace)   | Eumeralla Formation                       | lower Albian   | Martin (2009), Poropat <i>et al.</i> (2018)   |
| Theropoda isp. indet.   | Eumeralla Formation                       | lower Albian   | Martin <i>et al.</i> (2012), Poropat <i>et al.</i> (2018)   |
| <i>Megalosauropus</i> isp. indet.   | Eumeralla Formation                       | lower Albian   | Romilio & Godfrey (2022)  |
| Avialae isp. indet.   | Eumeralla Formation                       | lower Albian   | Martin <i>et al.</i> (2014), Poropat <i>et al.</i> (2018)   |
| Ornithopoda isp. indet.   | Eumeralla Formation                       | lower Albian   | Martin (2016), Poropat <i>et al.</i> (2018)   |
| cf. <i>Wintonopus</i>   | Eumeralla Formation                       | lower Albian   | Romilio & Godfrey (2022)  |
| Testudines isp. indet.  | 'upper' Winton Formation                  | Cenomanian–lowermost Turonian                          | Poropat <i>et al.</i> (2021b)   |
| <i>Hatcherichnus</i> isp. indet.  | 'upper' Winton Formation                  | Cenomanian–lowermost Turonian                          | Poropat <i>et al.</i> (2021b)   |
| <i>Skartopus australis</i>  | 'upper' Winton Formation                  | Cenomanian–lowermost Turonian                          | Thulborn & Wade (1984), Thulborn & Wade (1989), Poropat <i>et al.</i> (2021b)   |

(continued)

Table A12. Continued.

| Taxon   | Rock unit                | Chronostratigraphic Range     | Reference   |
|---|--------------------------|-------------------------------|---|
| Sauropoda isp. indet.   | 'upper' Winton Formation | Cenomanian–lowermost Turonian | Poropat <i>et al.</i> (2021b)   |
| Theropoda isp. indet.   | 'upper' Winton Formation | Cenomanian–lowermost Turonian | Poropat <i>et al.</i> (2021b)   |
| <i>Wintonopus latomorum</i>   | 'upper' Winton Formation | Cenomanian–lowermost Turonian | Thulborn & Wade (1984), Romilio <i>et al.</i> (2013), Salisbury <i>et al.</i> (2017), Poropat <i>et al.</i> (2021b) |
| cf. <i>Iguanodontipus</i> (= cf. <i>Tyrannosauropus</i> ; = <i>Amblydactylus</i> cf. <i>A. gethingi</i> ) | 'upper' Winton Formation | Cenomanian–lowermost Turonian | Thulborn & Wade (1984), Romilio & Salisbury (2011), Thulborn (2013), Romilio & Salisbury (2014)                     |